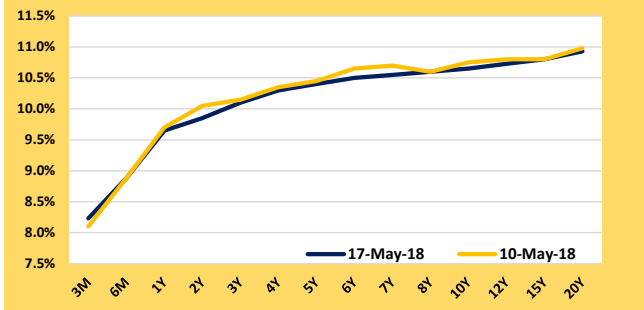




FIXED INCOME

YIELD CURVE BASED ON MID RATES & MARKET COMMENTARY



Overall yield curve remained mostly unchanged at yesterday's levels with limited activity. Thin buying interest stemmed from local counterparties as maturities 01.03.21 traded at 10.05%, 01.05.21 changed hands at 10.10%, 15.03.23 traded at 10.40%, 01.08.24 traded at 10.50% and 01.08.26 traded at 10.60%.

T-BILLS & T-BONDS 2 WAY QUOTE AND CHANGE OVER LAST WEEK

Tenure	Bid	Offer	Today	Last Week	Change (bps)
< 91 Days < 3M	8.30%	8.15%	8.23%	8.10%	13
< 182 Days < 6M	9.00%	8.75%	8.88%	8.88%	0
< 364 Days < 1Y	9.70%	9.60%	9.65%	9.70%	-5
01-May-20 < 2Y	9.90%	9.80%	9.85%	10.05%	-20
01-Mar-21 < 3Y	10.15%	10.05%	10.10%	10.15%	-5
01-Jul-22 < 4Y	10.35%	10.25%	10.30%	10.35%	-5
15-Mar-23 < 5Y	10.45%	10.35%	10.40%	10.45%	-5
01-Aug-24 < 6Y	10.55%	10.45%	10.50%	10.65%	-15
01-Aug-25 < 7Y	10.60%	10.50%	10.55%	10.70%	-15
01-Jun-26 < 8Y	10.65%	10.55%	10.60%	10.60%	0
01-Sep-28 < 10Y	10.70%	10.60%	10.65%	10.75%	-10
15-May-30 < 12Y	10.80%	10.65%	10.73%	10.80%	-7
15-Jan-33 < 15Y	10.90%	10.70%	10.80%	10.80%	0
15-Mar-35 < 20Y	11.10%	10.75%	10.93%	10.98%	-5

PRIMARY AUCTION

T-BILL AUCTION

Tenor	Current	Previous	Change
	16-May-18	09-May-18	(bps)
91 days	8.33%	8.11%	22
182 Days	8.90%	N/A	N/A
364 Days	9.70%	9.65%	5
Date of Settlement	18-May-18		

WEEK ENDING 18-May-18

Offered	Bids	Accepted
LKR ('Mn)	LKR ('Mn)	LKR ('Mn)
7,000	11,902	4,895
7,000	13,750	1,807
14,000	45,321	21,298
28,000	70,973	28,000

T-BOND AUCTION

Bond Type	Yield	Offered	Bids	Accepted
9.50%2020'A'	9.79%	10,000	50,108	10,000
10.35%2025'A'	10.11%	15,000	50,138	15,000
TOTAL		25,000	100,246	25,000

MATURITY TABLE FOR NEXT WEEK

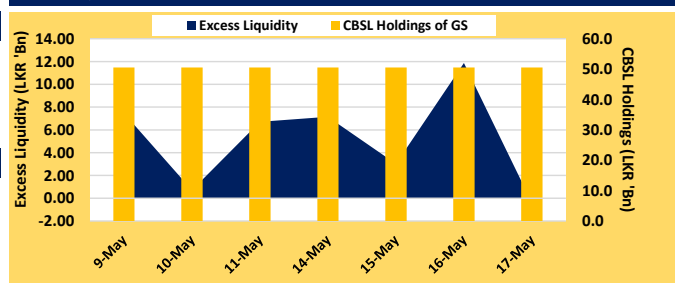
Type	LKR ('Mn)	USD ('Mn)
T-Bills	27,862	
T-Bonds	0	
T-Bond Interest	0	
SLDBs/Sovereign Bonds		0
TOTAL	27,862	0

LIQUIDITY, CBSL HOLDINGS & MARKET INTEREST RATES

MARKET LIQUIDITY

17-May-18	Repo	Reverse Repo
Mid-day Auction	[LKR 'Bn]	[LKR 'Bn]
Offered	5.0	0.0
Bids	5.8	N/A
Accepted	5.0	N/A
Weighted Average Rate (%)	7.5%	N/A
Standing Facility	SDF	SLF
Rate	7.25%	8.50%
Value [LKR 'Bn]	9.6	15.0
O/N Surplus/(Deficit)		-0.4
CBSL Holdings of Government Securities [LKR 'Bn]		50.5

EXCESS LIQUIDITY & CBSL HOLDINGS OF GOVERNMENT SECURITIES



MONEY MARKET RATES

	High	Low	W.Avg	Value [LKR 'Bn]
Call Money 17-May-18	7.95%	7.85%	7.90%	19.9
Repo Rates 17-May-18	8.15%	7.85%	7.92%	14.6

OUTSTANDING STOCK

	9-May-18	Previous Week	Change (%)
T-Bills [LKR 'Mn]	880,000	875,000	0.6%
T-Bonds [LKR 'Mn]	4,177,061	4,177,061	0.0%
TOTAL	5,057,060	5,052,060	0.1%
Foreign Holding [LKR 'Mn]	314,505	318,554	-1.3%
Foreign Holding (%)	6.2%	6.3%	

MARKET INTEREST RATES

	9-May-18	Last Month	Change (bps)
AWPLR	11.27%	11.32%	-5
FD Ceiling Rate (1 Year)	1H2018 11.22%		

GLOBAL OUTLOOK FOR INTEREST RATES AND EXCHANGE RATES

US TREASURIES

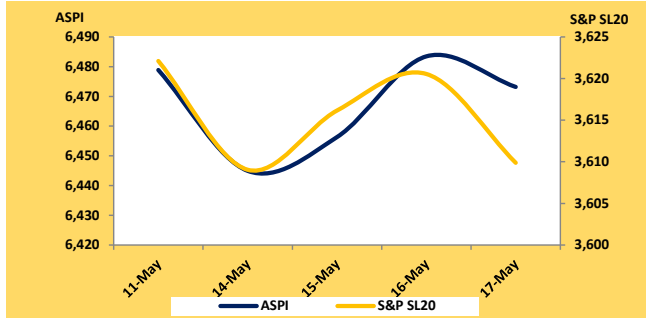
	11-May-18	4-May-18	Change (bps)	Last Month	Change (bps)
1 Year	2.28%	2.24%	4	2.24%	4
2 Year	2.54%	2.51%	3	2.49%	5
5 Year	2.84%	2.78%	6	2.80%	4
10 Year	2.97%	2.95%	2	2.96%	1
30 Year	3.10%	3.12%	-2	3.13%	-3

EXCHANGE RATES

	17-May-18	Last Month	Change (%)
USA Dollar	158.51	157.65	-0.5%
UK Pound	215.02	219.49	2.1%
EU Euro	187.59	190.91	1.8%
Japan Yen	1.44	1.44	0.3%
Australia Dollar	119.58	119.09	-0.4%

EQUITY

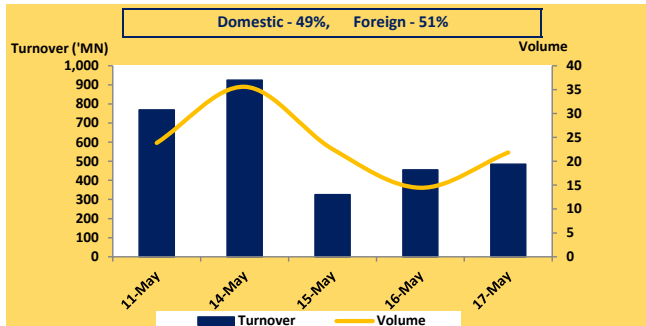
MARKET INDICES



MARKET PERFORMANCE

	Today	Previous	Change (%)
ASPI	6,473.18	6,483.47	-0.16%
S&P SL20	3,609.88	3,620.55	-0.29%
Turnover (LKR 'Mn)	484.63	455.24	6.46%
Volume ('Mn)	21.85	14.46	51.12%
Market Cap. (LKR 'Bn)	3,023.33	3,028.13	-0.16%
Market Cap. (USD 'Bn)	19.07	19.10	-0.16%
Traded Companies	213	242	-11.98%
Foreign Purchases (LKR 'Mn)	206.21	113.56	81.58%
Foreign Sales (LKR 'Mn)	283.99	120.87	134.95%
Net Foreign flow (LKR 'Mn)	-77.78	-7.31	-964.05%

MARKET TURNOVER & VOLUME



MTD Net Foreign Flow (LKR 'Mn)	191.29
YTD Net Foreign Flow (LKR 'Mn)	-747.34

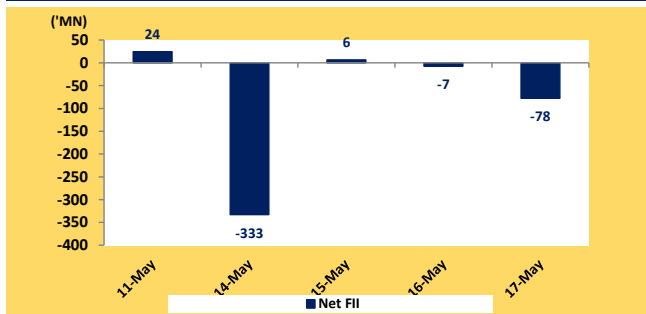
MARKET COMMENTARY

Market was seen reversing the uptrend continued for two days, to end on a negative note mainly contributed by JKH and COMB. ASPI witnessed an intraday high of 6,493 during the early hours of trading followed by a continuous downtrend albeit with volatility and closed at 6,473, losing 10 points. Turnover was boosted by foreign buying on DIST while a net foreign outflow was recorded amidst high foreign participation.

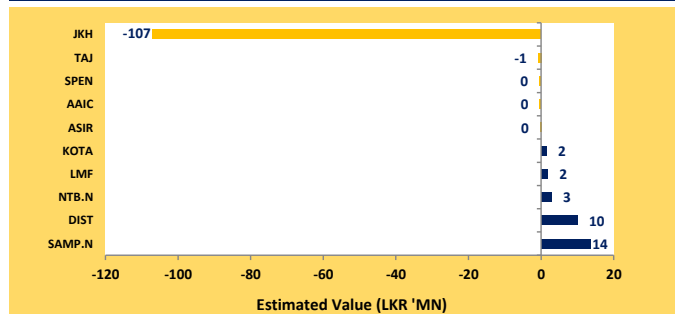
MAJOR CROSSINGS

Stock	No. of Crossings	Price [LKR]	Quantity	Total Crossings
DIST	2	21.00	7,088,220	2

NET FOREIGN FLOW



ESTIMATED LARGEST FOREIGN FLOW



TOP 5 GAINERS

	Today	Previous	Change (%)
S M B LEASING [X]	0.30	0.20	50.00%
S M B LEASING	0.30	0.20	50.00%
ADAM CAPITAL	0.60	0.50	20.00%
CONVENIENCE FOOD	0.60	0.50	20.00%
#REF!	501.30	446.50	12.27%

TOP 5 LOSERS

	Today	Previous	Change (%)
UDAPUSSELLAWA	32.20	36.30	-11.29%
BLUE DIAMONDS	0.80	0.90	-11.11%
PRIME FINANCE	19.00	21.00	-9.52%
MACKWOODS ENERGY	2.10	2.30	-8.70%
PEOPLE'S MERCH	12.10	13.20	-8.33%

TOP 5 TURNOVER

	Price	Volume ('Mn)	Turnover ('Mn)
DISTILLERIES	21.40	10.1	211.81
JKH	157.70	0.7	111.85
HNB ASSURANCE	100.00	0.4	36.08
SAMPATH	298.90	0.1	17.96
BROWNS CAPITAL	4.60	2.6	11.77

TOP 5 VOLUME

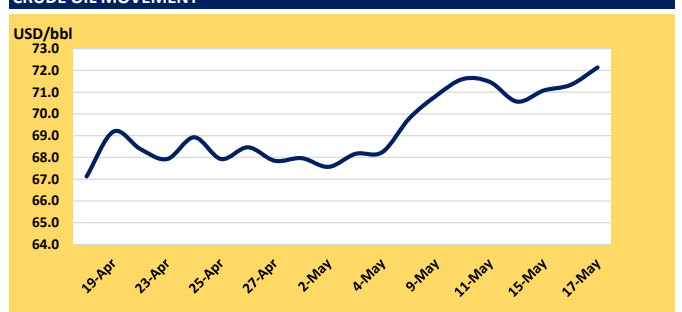
	Price	Volume ('Mn)	Turnover ('Mn)
DISTILLERIES	21.40	10.1	211.81
BROWNS CAPITAL	4.60	2.6	11.77
ADAM CAPITAL	0.60	1.3	0.81
JKH	157.70	0.7	111.85
UNION BANK	13.50	0.6	7.86

GLOBAL MARKETS & COMMODITIES

GLOBAL COMMODITY PRICES

	Current	Last Month	Change (%)
Crude Oil USD/bbl	72.1	67.8	6.3%
Gold USD/t oz	1,286.8	1,318.4	-2.4%
Copper USd/lb.	308.8	309.2	-0.1%
Cotton USd/lb.	84.3	84.5	-0.2%

CRUDE OIL MOVEMENT



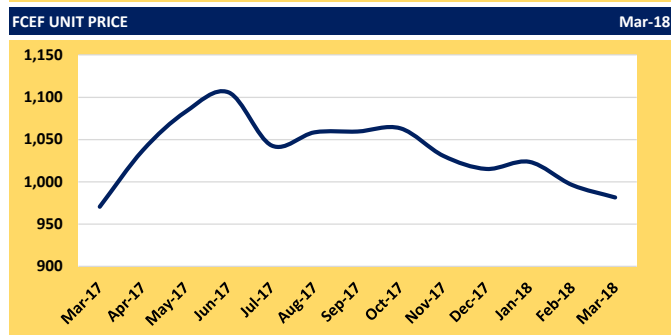
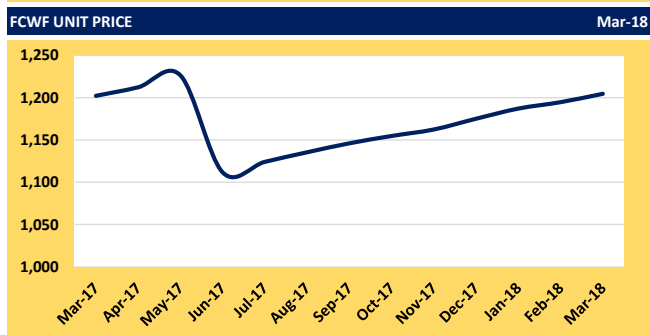
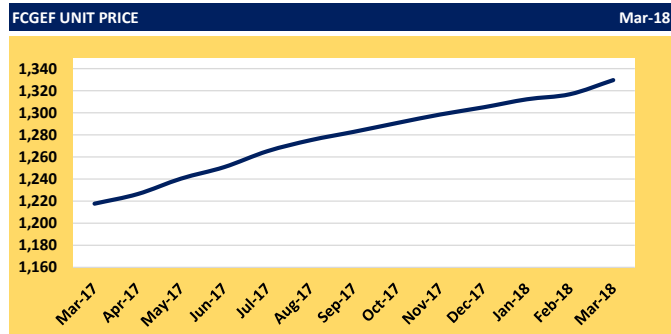
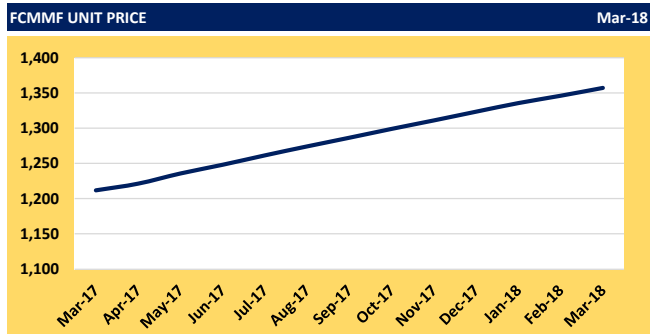
GLOBAL MARKETS

	Current	Last Month	Change (%)
DOW JONES	24,768.9	24,322.3	1.8%
EURO STOXX 50	3,573.0	3,511.3	1.8%
FTSE 100	7,732.7	7,463.7	3.6%
NIKKEI 225	22,838.4	22,467.9	1.6%

UNIT TRUSTS

	Sell Price	Buy Price	AUM LKR 'Mn	Avg. Yield	Information on Fees		
	LKR	LKR	As at Mar 2018		Mgmt Fee	Trustee fee	Performance Fee
First Capital Money Market Fund	1,377.12	1,377.12	1,583	12.12%	0.50% p.a.	0.15% p.a.	N/A
First Capital Gilt Edge Fund	1,340.65	1,340.65	54	11.15%	0.50% p.a.	0.15% p.a.	N/A
First Capital Wealth Fund	1,216.58	1,216.55	205	11.32%	1.10% p.a.	0.225% p.a.	N/A
First Capital Equity Fund	986.60	937.27	62	N/A	1.00% p.a.	0.23% p.a.	25% over ASTRI

TRAILING RETURNS (%)							Performance as of	Mar-18
FIXED INCOME FUNDS	YTD	2016/17	2015/16	2014/15	2013/14	2012/13	Since Inception	
First Capital Money Market Fund	11.92%	10.39%	7.92%	7.20%	N/A	N/A		10.04%
First Capital Gilt Edge Fund	9.14%	19.06%	4.17%	-3.46%	N/A	N/A		9.30%
First Capital Wealth Fund	11.32%	10.63%	4.90%	15.48%	17.60%	12.91%		16.95%
BALANCED FUND	1 Month	3 Months	6 Months	12 Months	2 Years		Since Inception	
First Capital Equity Fund	-1.48%	-3.32%	-7.36%	0.96%	N/A			5.85%
ASTRI*	-1.08%	1.85%	0.83%	7.30%	N/A			-9.87%
Out/(Under) Performance	-0.40%	-5.17%	-8.19%	-6.34%	N/A			15.72%





We are pleased to announce that our **KANDY BRANCH** has relocated to a more convenient & central location

2nd Floor, No : 121, Kotugodella Veediya (E L Senanayake Veediya) , Kandy

Our services include :
Government Securities - Debentures - Unit Trusts - Wealth Management
Stockbroking - Commercial Papers - Trust Certificates - Corporate Advisory

First Capital Holdings PLC - Kandy Branch Office
2nd Floor, No : 121, Kotugodella Veediya (E L Senanayake Veediya), Kandy.
Telephone No: +94 81-2236010 | +94 777 590521. Fax No: +94 81-2236011
Email : kandy@firstcapital.lk Web : www.firstcapital.lk





Download the **FC CAPITAL MARKET APP**

Your complete insight into the Sri Lankan capital market



First Capital

First Capital Holdings PLC

No.2, Deal Place,
Colombo 3

Tel: +94 11 2145 000
Fax: +94 11 2145 050

RESEARCH

Dimantha Mathew	+94 11 2639 853	Amanda Lokugamage	+94 11 2639 868
Atchuthan Srirangan	+94 11 2639 863	Nisansala Kuruppumudali	+94 11 2639 866

GOVERNMENT SECURITIES SALES

Anjelo Simmons	+94 77 3031 636	Neminda Jayawardena	+94 76 6644 080
Anushka Dissanayake	+94 77 2220 021	Arun Kandasamy	+94 75 4861 506
Anushi Ranawaka	+94 77 3876 819		

CORPORATE DEBT SALES

Sewwandi Kathriarachchi	+94 77 3461 734	Kemith De Zoysa	+94 77 2390 691
Nethalie De Mel	+94 11 2639 854		

EQUITY SALES

CEO	Jaliya Wijeratne	+94 70 2910 042	Negombo	
			Priyanka Anuruddha	+94 70 2910 035
Colombo			Priyantha Wijesiri	+94 70 2910 036
Damian Le Grand	+94 70 2910 032			
Nishantha Mudalige	+94 70 2910 041			
Isuru Jayawardana	+94 70 2910 034			
Ifadh Marikar	+94 77 9625 679			
Thushara Pathiraja	+94 70 2910 037			
Anushka Buddhika	+94 70 2910 030			
Gamini Hettiarachchi	+94 70 2910 039			

UNIT TRUST SALES

Imali Abeygunawardena	+94 77 1764 799
-----------------------	-----------------

BRANCHES

Kandy	Kurunegala	Matara	Negombo
2nd Floor, No.121 Kotugodella Veediya (E L Senanayake Veediya) Kandy	CSE - Kurunegala Branch, 1st Floor, Union Assurance Building, No 06, Rajapihilla Mawatha, Kurunegala 60000.	2nd Floor, E.H. Cooray Building No: 24, 1/3, Anagarika Dharmapala Mawatha, Matara 81000.	No: 163B, Colombo Road, Negombo 11500 Negombo 11500.
Manager: Salinda Samarakoon Tel: +94 81 2236 010	Manager: Menaka Wavegedara Tel: +94 37 2222 930	Manager: Rohana Jayakody Tel: +94 41 2222 988	Manager: Buddhika Edirisinghe Tel: +94 31 2233 299

Disclaimer:

This Review is prepared and issued by First Capital Holdings PLC based on information in the public domain, internally developed and other sources, believed to be correct. Although all reasonable care has been taken to ensure the contents of the Review are accurate, First Capital Holdings PLC and/or its Directors, employees, are not responsible for the correctness, usefulness, reliability of same. First Capital Holdings PLC may act as a Broker in the investments which are the subject of this document or related investments and may have acted on or used the information contained in this document, or the research or analysis on which it is based, before its publication. First Capital Holdings PLC and/or its principal, their respective Directors, or Employees may also have a position or be otherwise interested in the investments referred to in this document. This is not an offer to sell or buy the investments referred to in this document. This Review may contain data which are inaccurate and unreliable. You hereby waive irrevocably any rights or remedies in law or equity you have or may have against First Capital Holdings PLC with respect to the Review and agree to indemnify and hold First Capital Holdings PLC and/or its principal, their respective directors and employees harmless to the fullest extent allowed by law regarding all matters related to your use of this Review. No part of this document may be reproduced, distributed or published in whole or in part by any means to any other person for any purpose without prior permission.

About us:

This report providing a snapshot of fixed income, equity and unit trust is composed and circulated by First Capital Holdings PLC an investment bank in Sri Lanka. The company operates in the capital market of Sri Lanka with operations in government securities - treasury bills and bonds, stock brokering and share market investments, asset management, private wealth management, retirement planning, personal financial planning, unit trust, margin trading, capital market research, trustee services, corporate finance advisory services including corporate debt structuring (debentures, trust certificates, commercial papers), valuations, restructuring, mergers and acquisitions, initial public offerings (IPOs) and project advisory. The First Capital Group consists of First Capital Treasuries PLC, First Capital Limited, First Capital Markets Limited, First Capital Asset Management Limited and First Capital Equities (Private) Limited covering Colombo, Negombo, Matara, Kandy and Kurunegala.