



First Capital

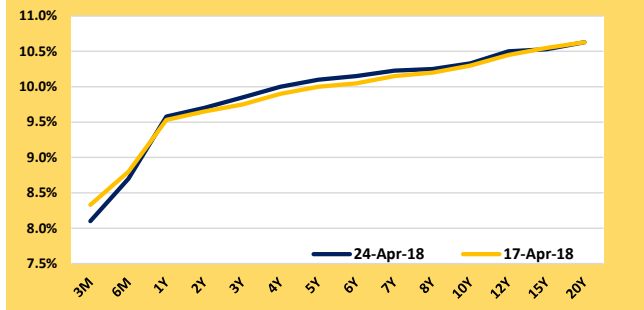
DAILY MARKET WATCH

First Capital Research

April 24, 2018

FIXED INCOME

YIELD CURVE BASED ON MID RATES & MARKET COMMENTARY



Secondary market yield curve shifted slightly upwards with thin volumes as selling interest was witnessed stemming from foreign banks on the two 2021 maturities (i.e. 01.03.21 & 01.08.21) which changed hands at 9.85% and 9.95% levels respectively while 15.03.23 maturity traded at 10.05%-10.10%.

T-BILLS & T-BONDS 2 WAY QUOTE AND CHANGE OVER LAST WEEK

Tenure	Bid	Offer	Today	Last Week	Change (bps)
< 91 Days < 3M	8.15%	8.05%	8.10%	8.33%	-23
< 182 Days < 6M	8.75%	8.65%	8.70%	8.80%	-10
< 364 Days < 1Y	9.60%	9.55%	9.58%	9.53%	5
01-May-20 < 2Y	9.75%	9.65%	9.70%	9.65%	5
01-Mar-21 < 3Y	9.90%	9.80%	9.85%	9.75%	10
01-Jul-22 < 4Y	10.10%	9.90%	10.00%	9.90%	10
01-Sep-23 < 5Y	10.15%	10.05%	10.10%	10.00%	10
01-Aug-24 < 6Y	10.20%	10.10%	10.15%	10.05%	10
01-Aug-25 < 7Y	10.30%	10.15%	10.23%	10.15%	8
01-Jun-26 < 8Y	10.30%	10.20%	10.25%	10.20%	5
01-Sep-28 < 10Y	10.40%	10.25%	10.33%	10.30%	3
15-May-30 < 12Y	10.60%	10.40%	10.50%	10.45%	5
15-Jan-33 < 15Y	10.65%	10.40%	10.53%	10.55%	-2
15-Mar-35 < 20Y	10.75%	10.50%	10.63%	10.63%	0

PRIMARY AUCTION

T-BILL AUCTION

Tenor	Current	Previous	Change
	10-Apr-18	04-Apr-18	(bps)
91 days	8.15%	8.17%	-2
182 Days	N/A	N/A	N/A
364 Days	9.65%	9.71%	-6
Date of Settlement	20-Apr-18		

WEEK ENDING 20-Apr-18

Offered	Bids	Accepted
LKR ('Mn)	LKR ('Mn)	LKR ('Mn)
4,000	10,227	4,000
6,000	13,524	0
18,000	62,255	24,000
28,000	86,006	28,000

T-BOND AUCTION

Bond Type	Yield	Offered	Bids	Accepted
10.00%2023'A'	10.68%	50,000	91,550	50,000
11.50%2028'A'	11.18%	30,000	55,705	30,000
TOTAL		80,000	147,255	80,000

MATURITY TABLE FOR NEXT WEEK

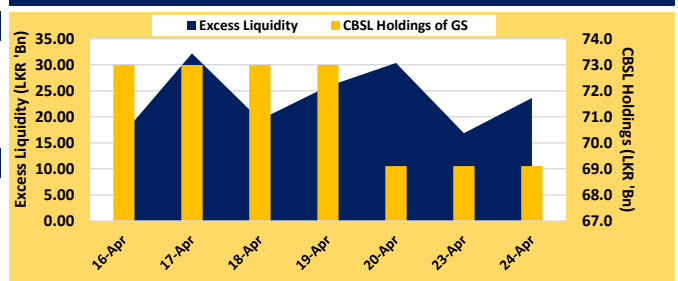
Type	LKR ('Mn)	USD ('Mn)
T-Bills	25,000	
T-Bonds	0	
T-Bond Interest	0	
SLDBs/Sovereign Bonds		0
TOTAL	25,000	0

LIQUIDITY, CBSL HOLDINGS & MARKET INTEREST RATES

MARKET LIQUIDITY

24-Apr-18	Repo	Reverse Repo
Mid-day Auction	[LKR 'Bn]	[LKR 'Bn]
Offered	15.0	0.0
Bids	17.4	N/A
Accepted	15.0	N/A
Weighted Average Rate (%)	7.46%	N/A
Standing Facility	SDF	SLF
Rate	7.25%	8.50%
Value [LKR 'Bn]	15.7	7.0
O/N Surplus/(Deficit)		23.6
CBSL Holdings of Government Securities [LKR 'Bn]		69.1

EXCESS LIQUIDITY & CBSL HOLDINGS OF GOVERNMENT SECURITIES



MONEY MARKET RATES

	High	Low	W.Avg	Value [LKR 'Bn]
Call Money	24-Apr-18 7.95%	7.80%	7.84%	20.3
Repo Rates	24-Apr-18 8.10%	7.75%	7.88%	15.8

OUTSTANDING STOCK

	18-Apr-18	Previous Week	Change (%)
T-Bills [LKR 'Mn]	884,303	880,035	0.5%
T-Bonds [LKR 'Mn]	4,152,061	4,152,061	0.0%
TOTAL	5,036,364	5,032,096	0.1%
Foreign Holding [LKR 'Mn]	322,526	321,931	0.2%
Foreign Holding (%)	6.4%	6.4%	

MARKET INTEREST RATES

	18-Apr-18	Last Month	Change (bps)
AWPLR	11.32%	11.55%	-23
FD Ceiling Rate (1 Year)	1H2018 11.22%		

GLOBAL OUTLOOK FOR INTEREST RATES AND EXCHANGE RATES

US TREASURIES

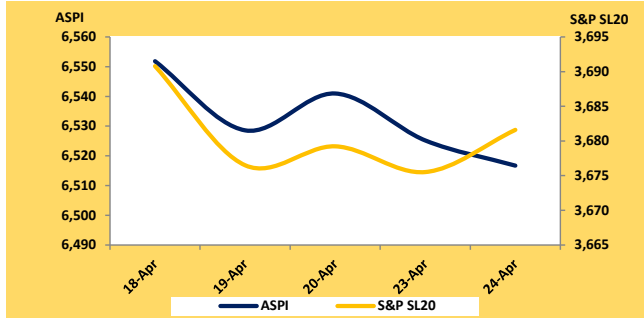
	20-Apr-18	13-Apr-18	Change (bps)	Last Month	Change (bps)
1 Year	2.22%	2.12%	10	2.09%	13
2 Year	2.46%	2.37%	9	2.27%	19
5 Year	2.80%	2.67%	13	2.56%	24
10 Year	2.96%	2.82%	14	2.74%	22
30 Year	3.14%	3.03%	11	2.97%	17

EXCHANGE RATES

	24-Apr-18	Last Month	Change (%)
USA Dollar	156.77	155.60	-0.7%
UK Pound	218.51	219.07	0.3%
EU Euro	191.37	191.74	0.2%
Japan Yen	1.44	1.46	1.4%
Australia Dollar	119.31	119.07	-0.2%

EQUITY

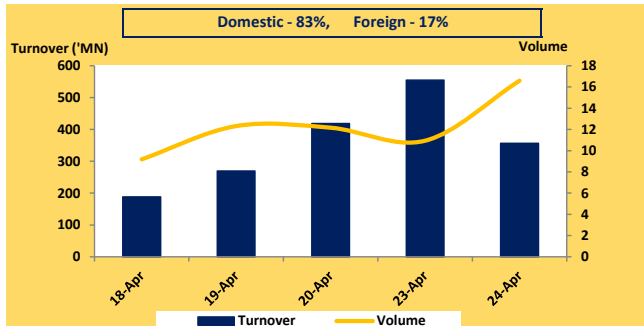
MARKET INDICES



MARKET PERFORMANCE

	Today	Previous	Change (%)
ASPI	6,516.71	6,525.17	-0.13%
S&P SL20	3,681.60	3,675.52	0.17%
Turnover (LKR 'Mn)	356.77	554.76	-35.69%
Volume ('Mn)	16.59	10.94	51.67%
Market Cap. (LKR 'Bn)	3,042.50	3,046.44	-0.13%
Market Cap. (USD 'Bn)	19.41	19.43	-0.13%
Traded Companies	240	233	3.00%
Foreign Purchases (LKR 'Mn)	46.14	172.40	-73.23%
Foreign Sales (LKR 'Mn)	72.00	71.90	0.14%
Net Foreign flow (LKR 'Mn)	-25.85	100.51	-125.72%

MARKET TURNOVER & VOLUME



MTD Net Foreign Flow (LKR 'Mn)	1,420.37
YTD Net Foreign Flow (LKR 'Mn)	-1,204.43

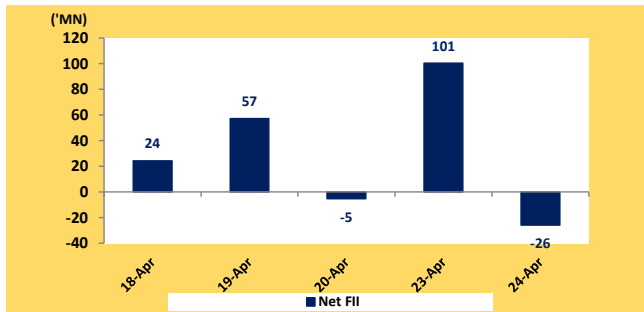
MARKET COMMENTARY

Market closed with mixed reaction on the uncertainty created through cabinet reshuffle and pricing formula. Turnover decreased compared to yesterday market, however volumes recorded a four day high. Foreign outflow was recorded amidst low foreign participation. Price depreciation in the index was led by 66 counters, heavily supported by DIST and CTC.

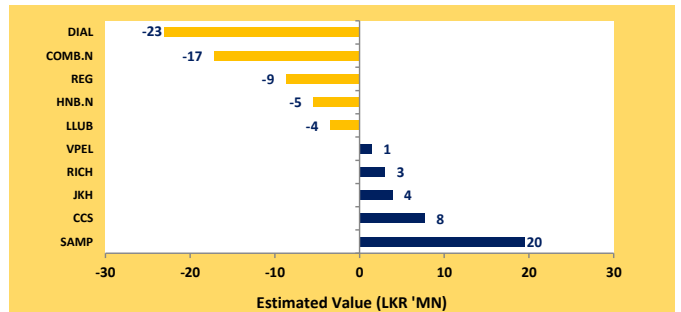
MAJOR CROSSINGS

Stock	No. of Crossings	Price [LKR]	Quantity	Total Crossings
				0

NET FOREIGN FLOW



ESTIMATED LARGEST FOREIGN FLOW



TOP 5 GAINERS

	Today	Previous	Change (%)
COLOMBO TRUST	36.90	32.00	15.31%
BOGALA GRAPHITE	15.50	13.80	12.32%
CEYLON PRINTERS	67.20	60.00	12.00%
SIGIRIYA VILLAGE	45.90	42.00	9.29%
SINGHE HOSPITALS	1.80	1.70	5.88%

TOP 5 LOSERS

	Today	Previous	Change (%)
LIGHTHOUSE HOTEL	35.80	39.80	-10.05%
TESS AGRO [X]	0.90	1.00	-10.00%
PALM GARDEN HOTEL	25.00	27.50	-9.09%
MASKELIYA	20.40	21.60	-5.56%
BROWNS CAPITAL	3.50	3.70	-5.41%

TOP 5 TURNOVER

	Price	Volume ('Mn)	Turnover ('Mn)
SAMPATH	311.30	0.3	83.12
COMMERCIAL BANK	138.00	0.2	34.48
SANASA DEV. BANK	105.00	0.2	24.63
DIALOG	14.00	1.7	23.52
LANKA IOC	34.80	0.5	19.17

TOP 5 VOLUME

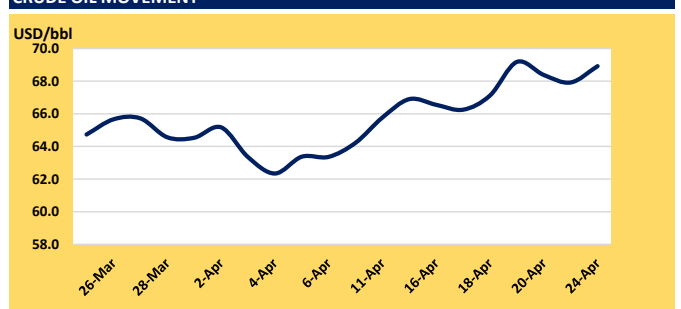
	Price	Volume ('Mn)	Turnover ('Mn)
PANASIAN POWER	2.90	3.2	9.27
BROWNS INVESTMNTS	2.90	2.8	8.01
DIALOG	14.00	1.7	23.52
UNION BANK	14.70	1.0	14.50
LANKA IOC	34.80	0.5	19.17

GLOBAL MARKETS & COMMODITIES

GLOBAL COMMODITY PRICES

	Current	Last Month	Change (%)
Crude Oil USD/bbl	68.9	64.5	6.8%
Gold USD/t oz	1,329.2	1,328.0	0.1%
Copper USd/lb.	316.1	302.0	4.7%
Cotton USd/lb.	84.2	80.8	4.2%

CRUDE OIL MOVEMENT



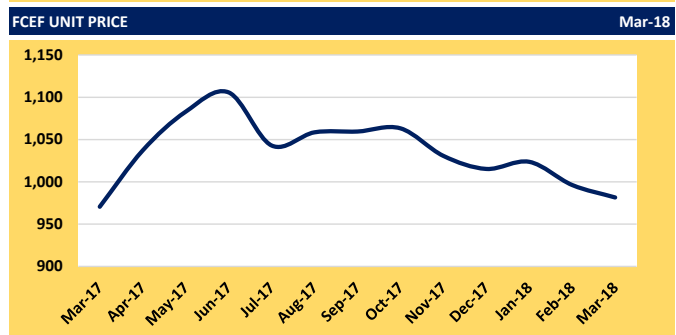
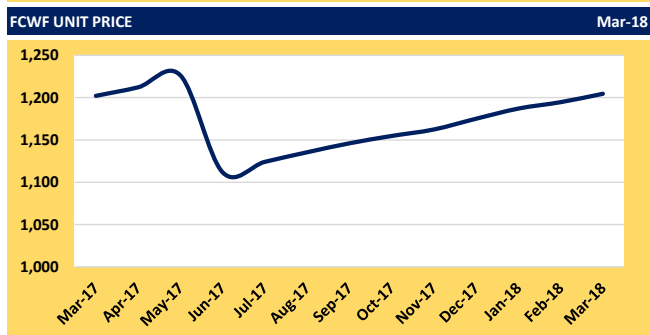
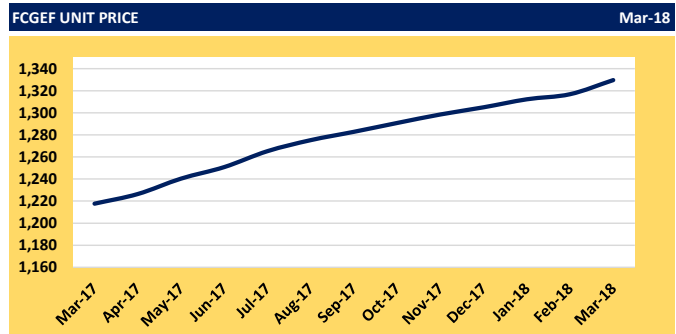
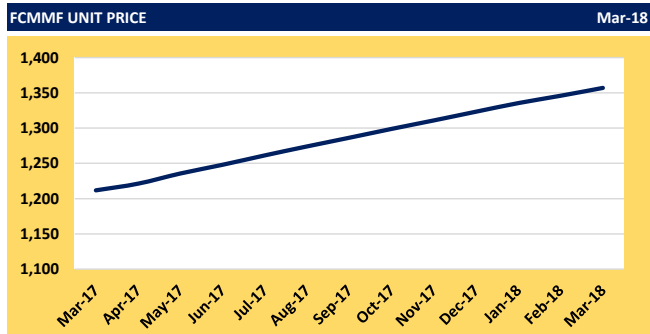
GLOBAL MARKETS

	Current	Last Month	Change (%)
DOW JONES	24,448.7	23,848.4	2.5%
EURO STOXX 50	3,518.0	3,362.2	4.6%
FTSE 100	7,427.6	7,071.0	5.0%
NIKKEI 225	22,278.1	21,159.1	5.3%

UNIT TRUSTS

	Sell Price	Buy Price	AUM LKR 'Mn	Avg. Yield	Information on Fees		
	LKR	LKR	As at Mar 2018		Mgmt Fee	Trustee fee	Performance Fee
First Capital Money Market Fund	1,366.75	1,366.75	1,583	12.12%	0.50% p.a.	0.15% p.a.	N/A
First Capital Gilt Edge Fund	1,334.47	1,334.47	54	11.15%	0.50% p.a.	0.15% p.a.	N/A
First Capital Wealth Fund	1,211.31	1,211.28	205	11.32%	1.10% p.a.	0.225% p.a.	N/A
First Capital Equity Fund	989.50	940.02	62	N/A	1.00% p.a.	0.23% p.a.	25% over ASTRI

TRAILING RETURNS (%)							Performance as of	Mar-18
FIXED INCOME FUNDS	YTD	2016/17	2015/16	2014/15	2013/14	2012/13	Since Inception	
First Capital Money Market Fund	11.92%	10.39%	7.92%	7.20%	N/A	N/A		10.04%
First Capital Gilt Edge Fund	9.14%	19.06%	4.17%	-3.46%	N/A	N/A		9.30%
First Capital Wealth Fund	11.32%	10.63%	4.90%	15.48%	17.60%	12.91%		16.95%
BALANCED FUND	1 Month	3 Months	6 Months	12 Months	2 Years		Since Inception	
First Capital Equity Fund	-1.48%	-3.32%	-7.36%	0.96%	N/A			5.85%
ASTRI*	-1.08%	1.85%	0.83%	7.30%	N/A			-9.87%
Out/(Under) Performance	-0.40%	-5.17%	-8.19%	-6.34%	N/A			15.72%





We are pleased to announce that our **KANDY BRANCH** has relocated to a more convenient & central location

2nd Floor, No : 121, Kotugodella Veediya (E L Senanayake Veediya) , Kandy

Our services include :
Government Securities - Debentures - Unit Trusts - Wealth Management
Stockbroking - Commercial Papers - Trust Certificates - Corporate Advisory

First Capital Holdings PLC - Kandy Branch Office
2nd Floor, No : 121, Kotugodella Veediya (E L Senanayake Veediya), Kandy.
Telephone No: +94 81-2236010 | +94 777 590521. Fax No: +94 81-2236011
Email : kandy@firstcapital.lk Web : www.firstcapital.lk





Download the **FC CAPITAL MARKET APP**

Your complete insight into the Sri Lankan capital market



First Capital

First Capital Holdings PLC

No.2, Deal Place,
Colombo 3

Tel: +94 11 2145 000
Fax: +94 11 2145 050

RESEARCH

Dimantha Mathew	+94 11 2639 853	Amanda Lokugamage	+94 11 2639 868
Atchuthan Srirangan	+94 11 2639 863	Nisansala Kuruppumudali	+94 11 2639 866
Hansinee Beddage	+94 11 2639 864		

GOVERNMENT SECURITIES SALES

Anjelo Simmons	+94 77 3031 636	Neminda Jayawardena	+94 76 6644 080
Anushka Dissanayake	+94 77 2220 021	Arun Kandasamy	+94 75 4861 506
Anushi Ranawaka	+94 77 3876 819		

CORPORATE DEBT SALES

Sewwandi Kathriarachchi	+94 77 3461 734	Naveen Samarasekera	+94 77 0073 684
Nethalie De Mel	+94 11 2639 854	Kemith De Zoysa	+94 77 2390 691

EQUITY SALES

CEO	Jaliya Wijeratne	+94 70 2910 042	Negombo	
			Priyanka Anuruddha	+94 70 2910 035
Colombo			Priyantha Wijesiri	+94 70 2910 036
Damian Le Grand		+94 70 2910 032		
Nishantha Mudalige		+94 70 2910 041		
Isuru Jayawardana		+94 70 2910 034		
Ifadh Marikar		+94 77 9625 679		
Thushara Pathiraja		+94 70 2910 037		
Anushka Buddhika		+94 70 2910 030		
Gamini Hettiarachchi		+94 70 2910 039		

UNIT TRUST SALES

Kosala Liyanagedara	+94 77 7230 788	Imali Abeygunawardena	+94 77 1764 799
---------------------	-----------------	-----------------------	-----------------

BRANCHES

Kandy	Kurunegala	Matara	Negombo
2nd Floor, No.121 Kotugodella Veediya (E L Senanayake Veediya) Kandy	CSE - Kurunegala Branch, 1st Floor, Union Assurance Building, No 06, Rajapihilla Mawatha, Kurunegala 60000.	2nd Floor, E.H. Cooray Building No: 24, 1/3, Anagarika Dharmapala Mawatha, Matara 81000.	No: 163B, Colombo Road, Negombo 11500 Negombo 11500.
Manager: Salinda Samarakoon Tel: +94 81 2236 010	Manager: Menaka Wavegedara Tel: +94 37 2222 930	Manager: Rohana Jayakody Tel: +94 41 2222 988	Manager: Buddhika Edirisinghe Tel: +94 31 2233 299

Disclaimer:

This Review is prepared and issued by First Capital Holdings PLC based on information in the public domain, internally developed and other sources, believed to be correct. Although all reasonable care has been taken to ensure the contents of the Review are accurate, First Capital Holdings PLC and/or its Directors, employees, are not responsible for the correctness, usefulness, reliability of same. First Capital Holdings PLC may act as a Broker in the investments which are the subject of this document or related investments and may have acted on or used the information contained in this document, or the research or analysis on which it is based, before its publication. First Capital Holdings PLC and/or its principal, their respective Directors, or Employees may also have a position or be otherwise interested in the investments referred to in this document. This is not an offer to sell or buy the investments referred to in this document. This Review may contain data which are inaccurate and unreliable. You hereby waive irrevocably any rights or remedies in law or equity you have or may have against First Capital Holdings PLC with respect to the Review and agree to indemnify and hold First Capital Holdings PLC and/or its principal, their respective directors and employees harmless to the fullest extent allowed by law regarding all matters related to your use of this Review. No part of this document may be reproduced, distributed or published in whole or in part by any means to any other person for any purpose without prior permission.

About us:

This report providing a snapshot of fixed income, equity and unit trust is composed and circulated by First Capital Holdings PLC an investment bank in Sri Lanka. The company operates in the capital market of Sri Lanka with operations in government securities - treasury bills and bonds, stock brokering and share market investments, asset management, private wealth management, retirement planning, personal financial planning, unit trust, margin trading, capital market research, trustee services, corporate finance advisory services including corporate debt structuring (debentures, trust certificates, commercial papers), valuations, restructuring, mergers and acquisitions, initial public offerings (IPOs) and project advisory. The First Capital Group consists of First Capital Treasuries PLC, First Capital Limited, First Capital Markets Limited, First Capital Asset Management Limited and First Capital Equities (Private) Limited covering Colombo, Negombo, Matara, Kandy and Kurunegala.