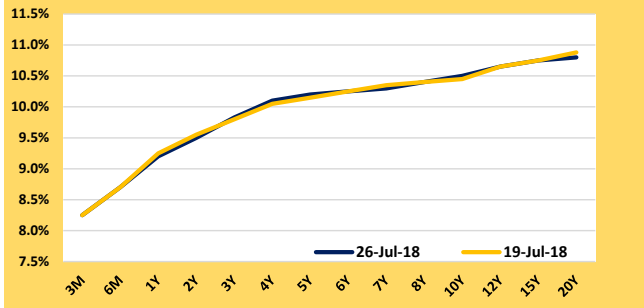




FIXED INCOME

YIELD CURVE BASED ON MID RATES & MARKET COMMENTARY



The secondary market yield curve continued to remain steady following the primary bill auction, with the overall market witnessing ultra-thin volumes, as market participants remained on the sideline. Limited activity was witnessed in mid tenure maturities with 01.08.21 traded at 9.85% and 15.10.21 traded at 9.90%.

T-BILLS & T-BONDS 2 WAY QUOTE AND CHANGE OVER LAST WEEK

Tenure	Bid	Offer	Today	Last Week	Change (bps)
< 91 Days < 3M	8.30%	8.20%	8.25%	8.25%	0
< 182 Days < 6M	8.75%	8.65%	8.70%	8.70%	0
< 364 Days < 1Y	9.25%	9.15%	9.20%	9.25%	-5
01-May-20 < 2Y	9.55%	9.45%	9.50%	9.55%	-5
01-May-21 < 3Y	9.85%	9.80%	9.83%	9.80%	3
01-Jul-22 < 4Y	10.15%	10.05%	10.10%	10.05%	5
15-Mar-23 < 5Y	10.25%	10.15%	10.20%	10.15%	5
01-Aug-24 < 6Y	10.30%	10.20%	10.25%	10.25%	0
01-Aug-25 < 7Y	10.35%	10.25%	10.30%	10.35%	-5
01-Jun-26 < 8Y	10.45%	10.35%	10.40%	10.40%	0
01-Sep-28 < 10Y	10.55%	10.45%	10.50%	10.45%	5
15-May-30 < 12Y	10.70%	10.60%	10.65%	10.65%	0
15-Jan-33 < 15Y	10.80%	10.70%	10.75%	10.75%	0
15-Mar-35 < 20Y	10.90%	10.70%	10.80%	10.88%	-8

PRIMARY AUCTION

T-BILL AUCTION

Tenor	Current	Previous	Change
	24-Jul-18	18-Jul-18	(bps)
91 days	8.24%	8.25%	-1
182 Days	8.74%	8.75%	-1
364 Days	9.27%	9.31%	-4
Date of Settlement	26-Jul-18		

WEEK ENDING 26-Jul-18

Offered	Bids	Accepted
LKR ('Mn)	LKR ('Mn)	LKR ('Mn)
6,000	12,500	300
6,000	9,993	2,693
12,000	53,898	21,007
24,000	76,391	24,000

T-BOND AUCTION

Bond Type	Yield	Offered	Bids	Accepted
10.35%2025'A'	10.53%	35,000	110,407	35,000
11.20%2033'A'	10.88%	45,000	115,032	45,000
TOTAL		80,000	225,439	80,000

MATURITY TABLE FOR NEXT WEEK

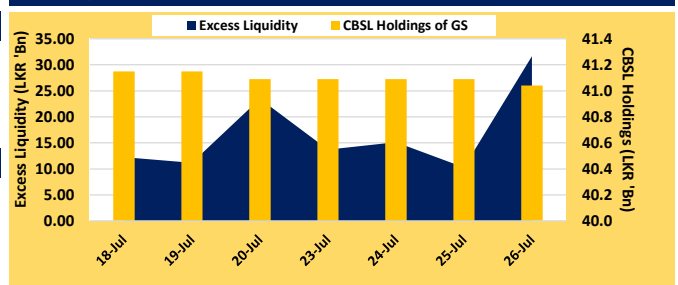
Type	LKR ('Mn)	USD ('Mn)
T-Bills	24,466	
T-Bonds	0	
T-Bond Interest	27,673	
SLDBs/Sovereign Bonds		0
TOTAL	52,139	0

LIQUIDITY, CBSL HOLDINGS & MARKET INTEREST RATES

MARKET LIQUIDITY

26-Jul-18	Repo	Reverse Repo
Mid-day Auction	[LKR 'Bn]	[LKR 'Bn]
Offered	20.0	0.0
Bids	23.5	N/A
Accepted	13.0	N/A
Weighted Average Rate (%)	7.8%	N/A
Standing Facility	SDF	SLF
Rate	7.25%	8.50%
Value [LKR 'Bn]	19.1	0.4
O/N Surplus/(Deficit)		31.7
CBSL Holdings of Government Securities [LKR 'Bn]		41.0

EXCESS LIQUIDITY & CBSL HOLDINGS OF GOVERNMENT SECURITIES



MONEY MARKET RATES

	High	Low	W.Avg	Value [LKR 'Bn]	
Call Money	26-Jul-18	8.50%	8.40%	8.49%	35.7
Repo Rates	26-Jul-18	8.50%	8.30%	8.33%	11.3

OUTSTANDING STOCK

	18-Jul-18	Previous Week	Change (%)
T-Bills [LKR 'Mn]	815,275	824,159	-1.1%
T-Bonds [LKR 'Mn]	4,178,644	4,189,360	-0.3%
TOTAL	4,993,919	5,013,519	-0.4%
Foreign Holding [LKR 'Mn]	292,678	294,665	-0.7%
Foreign Holding (%)	5.9%	5.9%	

MARKET INTEREST RATES

	18-Jul-18	Last Month	Change (bps)
AWPLR	11.34%	11.33%	1
FD Ceiling Rate (1 Year)	2H2018	12.46%	

GLOBAL OUTLOOK FOR INTEREST RATES AND EXCHANGE RATES

US TREASURIES

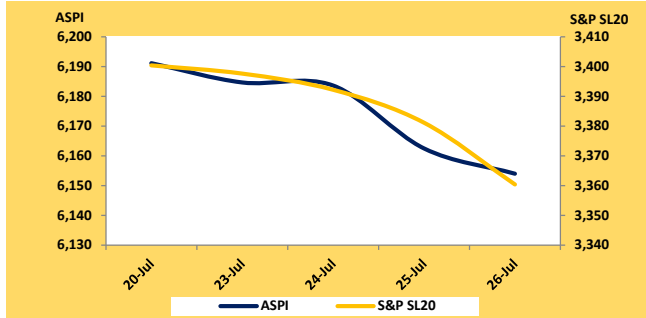
	20-Jul-18	13-Jul-18	Change (bps)	Last Month	Change (bps)
1 Year	2.41%	2.37%	4	2.33%	8
2 Year	2.60%	2.59%	1	2.52%	8
5 Year	2.77%	2.73%	4	2.73%	4
10 Year	2.89%	2.83%	6	2.85%	4
30 Year	3.03%	2.94%	9	2.98%	5

EXCHANGE RATES

	26-Jul-18	Last Month	Change (%)
USA Dollar	159.54	158.26	-0.8%
UK Pound	210.58	206.91	-1.7%
EU Euro	187.16	183.10	-2.2%
Japan Yen	1.44	1.43	-0.5%
Australia Dollar	118.72	116.25	-2.1%

EQUITY

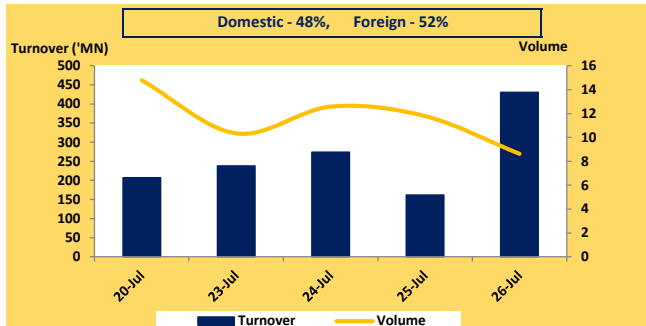
MARKET INDICES



MARKET PERFORMANCE

	Today	Previous	Change (%)
ASPI	6,153.99	6,162.49	-0.14%
S&P SL20	3,360.37	3,381.15	-0.61%
Turnover (LKR 'Mn)	430.77	161.44	166.83%
Volume ('Mn)	8.62	11.78	-26.83%
Market Cap. (LKR 'Bn)	2,881.74	2,885.72	-0.14%
Market Cap. (USD 'Bn)	18.06	18.09	-0.14%
Traded Companies	212	227	-6.61%
Foreign Purchases (LKR 'Mn)	137.31	36.31	278.18%
Foreign Sales (LKR 'Mn)	306.89	32.05	857.46%
Net Foreign flow (LKR 'Mn)	-169.57	4.26	-4083.20%

MARKET TURNOVER & VOLUME



MTD Net Foreign Flow (LKR 'Mn)	-1,203.04
YTD Net Foreign Flow (LKR 'Mn)	-2,529.55

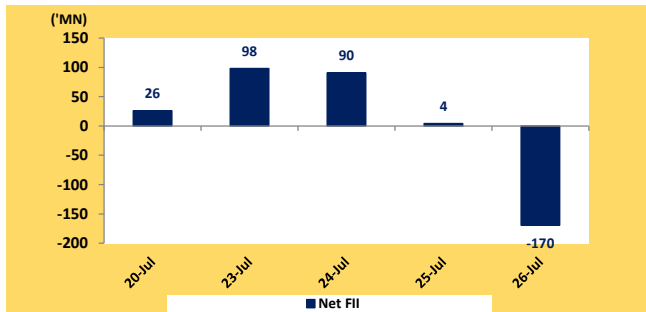
MARKET COMMENTARY

Bourse ended in red for the fourth consecutive day dragged down by JKH and HHL recording the lowest for near 2 weeks. ASPI witnessed an upward trend during the first half of the trading reaching an intraday high of 6,179 followed by a continuous downtrend, closing the day at 6,154 losing 9 points. Turnover has increased more than twofold and nearly 57% was derived by HHL and JKH crossings. A net foreign outflow was witnessed after five consecutive days inflow amidst high foreign participation.

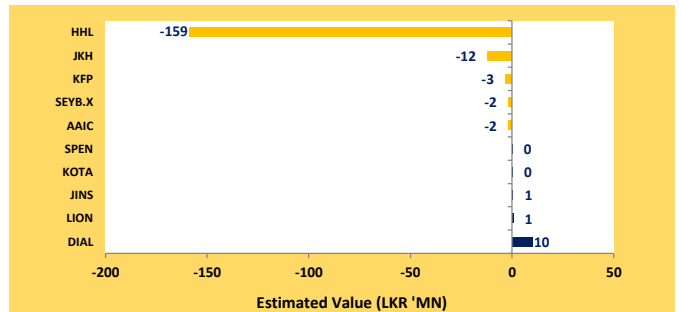
MAJOR CROSSINGS

Stock	No. of Crossings	Price [LKR]	Quantity	Total Crossings
HHL	5	100.00	1,500,000	7
JKH	2	145.00-145.10	650,000	

NET FOREIGN FLOW



ESTIMATED LARGEST FOREIGN FLOW



TOP 5 GAINERS

	Today	Previous	Change (%)
ADAM INVESTMENTS	0.30	0.20	50.00%
S M B LEASING	0.50	0.40	25.00%
TESS AGRO [X]	0.60	0.50	20.00%
LUCKY LANKA [X]	0.80	0.70	14.29%
LUCKY LANKA	1.40	1.30	7.69%

TOP 5 LOSERS

	Today	Previous	Change (%)
BRAC LNKA FNANCE	44.00	48.10	-8.52%
SINGHE HOSPITALS	1.40	1.50	-6.67%
MALWATTE [X]	5.00	5.30	-5.66%
SUNSHINE HOLDING	52.50	55.50	-5.41%
BOGALA GRAPHITE	13.30	14.00	-5.00%

TOP 5 TURNOVER

	Price	Volume ('Mn)	Turnover ('Mn)
HEMAS HOLDINGS	100.20	1.7	171.35
JKH	142.00	0.9	132.53
NESTLE	1,750.00	0.0	17.56
CEYLON TOBACCO	1,160.00	0.0	11.75
CHEVRON	89.90	0.1	11.63

TOP 5 VOLUME

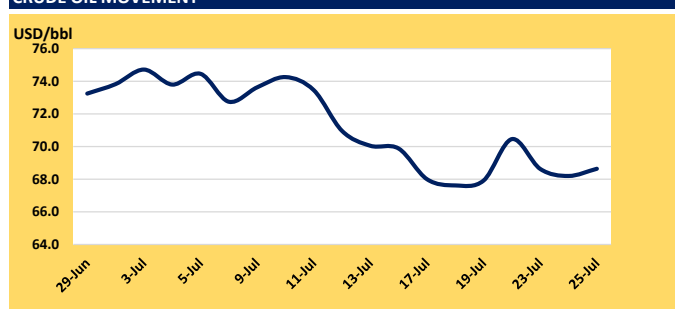
	Price	Volume ('Mn)	Turnover ('Mn)
HEMAS HOLDINGS	100.20	1.7	171.35
JKH	142.00	0.9	132.53
DIALOG	14.30	0.7	10.17
VALLIBEL	6.90	0.7	4.81
SOFTLOGIC	21.00	0.3	6.26

GLOBAL MARKETS & COMMODITIES

GLOBAL COMMODITY PRICES

	Current	Last Month	Change (%)
Crude Oil USD/bbl	69.2	73.2	-5.5%
Gold USD/t oz	1,237.3	1,252.8	-1.2%
Copper USd/lb.	282.3	298.4	-5.4%
Cotton USd/lb.	87.8	83.9	4.6%

CRUDE OIL MOVEMENT



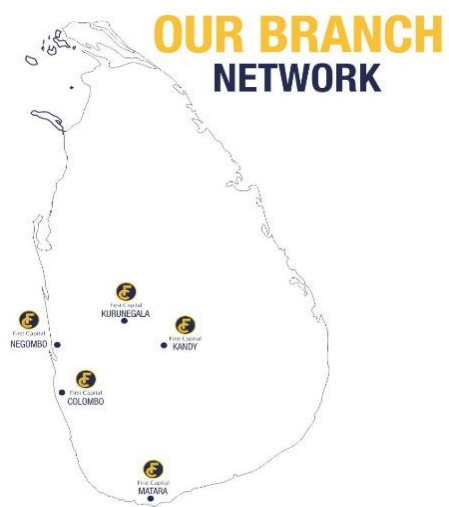
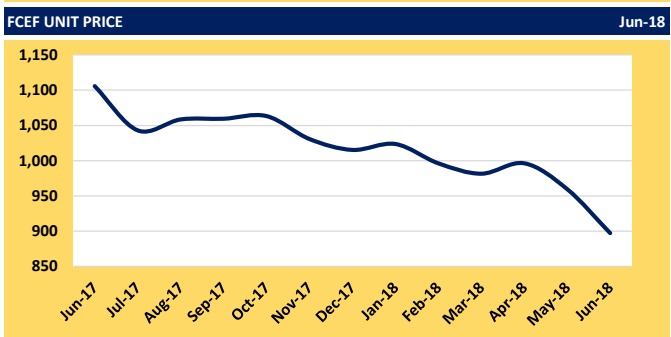
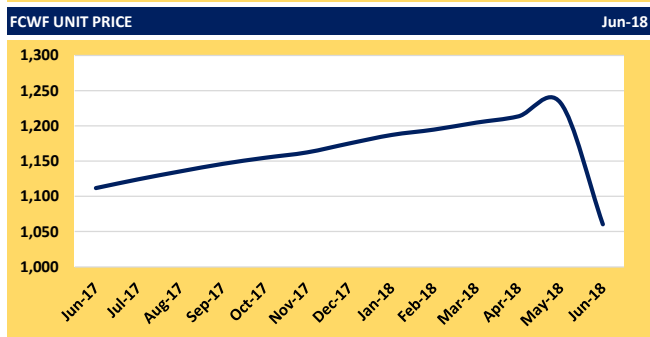
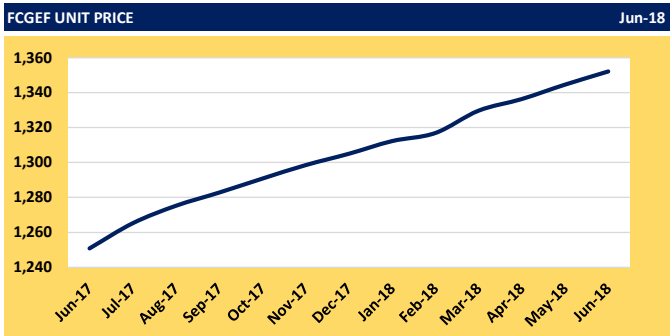
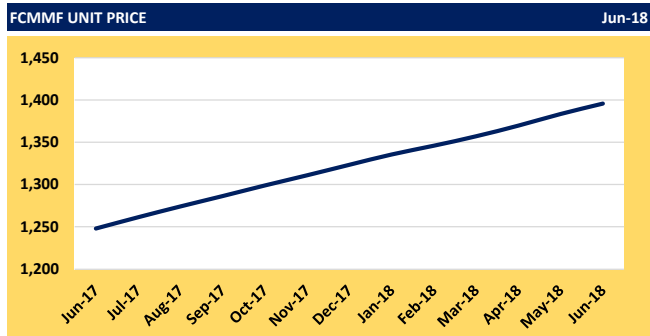
GLOBAL MARKETS

	Current	Last Month	Change (%)
DOW JONES	25,414.1	24,216.1	4.9%
EURO STOXX 50	3,493.0	3,412.7	2.4%
FTSE 100	7,651.7	7,674.6	-0.3%
NIKKEI 225	22,586.9	22,304.5	1.3%

UNIT TRUSTS

	Sell Price	Buy Price	AUM LKR 'Mn	Avg. Yield	Information on Fees		
	LKR	LKR	As at June 2018		Mgmt Fee	Trustee fee	Performance Fee
First Capital Money Market Fund	1,406.12	1,406.12	773	11.12%	0.50% p.a.	0.15% p.a.	N/A
First Capital Gilt Edge Fund	1,358.71	1,358.71	55	0.00%	0.50% p.a.	0.15% p.a.	N/A
First Capital Wealth Fund	1,066.87	1,066.84	618	10.26%	1.10% p.a.	0.225% p.a.	N/A
First Capital Equity Fund	912.75	867.11	13	N/A	1.00% p.a.	0.23% p.a.	25% over ASTRI

TRAILING RETURNS (%)							Performance as of	Jun-18
	YTD	2017/18	2016/17	2015/16	2014/15	2013/14	Since Inception	
FIXED INCOME FUNDS								
First Capital Money Market Fund	11.41%	11.92%	10.39%	7.92%	7.20%	N/A		11.13%
First Capital Gilt Edge Fund	6.77%	9.14%	19.06%	4.17%	-3.46%	N/A		9.35%
First Capital Wealth Fund	10.26%	11.32%	10.63%	4.90%	15.48%	17.60%		17.27%
BALANCED FUND	1 Month	3 Months	6 Months	12 Months	2 Years		Since Inception	
First Capital Equity Fund	-6.50%	-8.58%	-11.62%	-18.85%	N/A			-10.27%
ASTRI*	-3.17%	-4.27%	-2.50%	-7.82%	N/A			-12.34%
Out/(Under) Performance	-3.33%	-4.32%	-9.12%	-11.04%	N/A			2.07%



Download the **FC CAPITAL MARKET APP**

Your complete insight into the Sri Lankan capital market

Available on Google play and the App Store

Save the non-traditional way

Money Market Fund

* Flexibility to withdraw funds at anytime

10.93% PA

current yield as at 23/07/18

+94 11 2 639 841, +94 771 764 799

* The current yield is variable and subject to change. Past performance is not an indicator of future performance. Investors are advised to read and understand the contents of the Explanatory Memorandum before investing.

First Capital

Click here



First Capital

First Capital Holdings PLC

No.2, Deal Place,
Colombo 3

Tel: +94 11 2145 000
Fax: +94 11 2145 050

RESEARCH

Dimantha Mathew	+94 11 2639 853	Amanda Lokugamage	+94 11 2639 868
Atchuthan Srirangan	+94 11 2639 863	Nisansala Kuruppumudali	+94 11 2639 866

GOVERNMENT SECURITIES SALES

Anjelo Simmons	+94 77 3031 636	Neminda Jayawardena	+94 76 6644 080
Anushka Dissanayake	+94 77 2220 021	Arun Kandasamy	+94 75 4861 506
Anushi Ranawaka	+94 77 3876 819		

CORPORATE DEBT SALES

Sewwandi Kathriarachchi	+94 77 3461 734
Nethalie De Mel	+94 11 2639 854

EQUITY SALES

CEO	Jaliya Wijeratne	+94 70 2910 042	Negombo	
			Priyanka Anuruddha	+94 70 2910 035
Colombo			Priyantha Wijesiri	+94 70 2910 036
Damian Le Grand		+94 70 2910 032		
Nishantha Mudalige		+94 70 2910 041		
Isuru Jayawardana		+94 70 2910 034		
Ifadh Marikar		+94 77 9625 679		
Thushara Pathiraja		+94 70 2910 037		
Anushka Buddhika		+94 70 2910 030		
Gamini Hettiarachchi		+94 70 2910 039		

UNIT TRUST SALES

Imali Abeygunawardena	+94 77 1764 799
-----------------------	-----------------

BRANCHES

Kandy	Kurunegala	Matara	Negombo
2nd Floor, No.121 Kotugodella Veediya (E L Senanayake Veediya) Kandy 20000.	Ground Floor No. 42, Mihindu Mawatha, Kurunegala 60000.	2nd Floor, E.H. Cooray Building No: 24, 1/3, Anagarika Dharmapala Mawatha, Matara 81000.	1st Floor No: 163B, Colombo Road, Negombo 11500.
Manager: Salinda Samarakoon Tel: +94 81 2236 010	Manager: Menaka Wavegedara Tel: +94 37 2222 930	Manager: Rohana Jayakody Tel: +94 41 2222 988	Manager: Buddhika Edirisinghe Tel: +94 31 2233 299

Disclaimer:

This Review is prepared and issued by First Capital Holdings PLC based on information in the public domain, internally developed and other sources, believed to be correct. Although all reasonable care has been taken to ensure the contents of the Review are accurate, First Capital Holdings PLC and/or its Directors, employees, are not responsible for the correctness, usefulness, reliability of same. First Capital Holdings PLC may act as a Broker in the investments which are the subject of this document or related investments and may have acted on or used the information contained in this document, or the research or analysis on which it is based, before its publication. First Capital Holdings PLC and/or its principal, their respective Directors, or Employees may also have a position or be otherwise interested in the investments referred to in this document. This is not an offer to sell or buy the investments referred to in this document. This Review may contain data which are inaccurate and unreliable. You hereby waive irrevocably any rights or remedies in law or equity you have or may have against First Capital Holdings PLC with respect to the Review and agree to indemnify and hold First Capital Holdings PLC and/or its principal, their respective directors and employees harmless to the fullest extent allowed by law regarding all matters related to your use of this Review. No part of this document may be reproduced, distributed or published in whole or in part by any means to any other person for any purpose without prior permission.

About us:

This report providing a snapshot of fixed income, equity and unit trust is composed and circulated by First Capital Holdings PLC an investment bank in Sri Lanka. The company operates in the capital market of Sri Lanka with operations in government securities - treasury bills and bonds, stock brokering and share market investments, asset management, private wealth management, retirement planning, personal financial planning, unit trust, margin trading, capital market research, trustee services, corporate finance advisory services including corporate debt structuring (debentures, trust certificates, commercial papers), valuations, restructuring, mergers and acquisitions, initial public offerings (IPOs) and project advisory. The First Capital Group consists of First Capital Treasuries PLC, First Capital Limited, First Capital Markets Limited, First Capital Asset Management Limited and First Capital Equities (Private) Limited covering Colombo, Negombo, Matara, Kandy and Kurunegala.