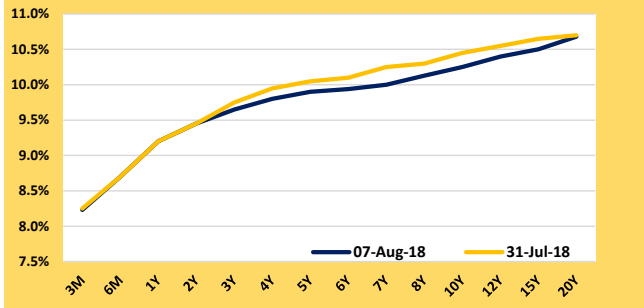




FIXED INCOME

YIELD CURVE BASED ON MID RATES & MARKET COMMENTARY



Secondary market yield curve moved slightly downward, continuing the downtrend for the seventh consecutive day ahead of tomorrow's primary bill auction. Activity continued to center mainly on liquid mid tenure maturities. Amidst buying interest 01.07.19 traded at 9.13%, 15.09.19 at 9.20%, 01.03.21 at 9.55%, 15.03.23 at 9.90%-9.85% levels and 01.08.24 at 9.95% levels respectively.

T-BILLS & T-BONDS 2 WAY QUOTE AND CHANGE OVER LAST WEEK

Tenure	Bid	Offer	Today	Last Week	Change (bps)
< 91 Days < 3M	8.30%	8.15%	8.23%	8.25%	-2
< 182 Days < 6M	8.75%	8.65%	8.70%	8.70%	0
< 364 Days < 1Y	9.25%	9.15%	9.20%	9.20%	0
01-May-20 < 2Y	9.50%	9.40%	9.45%	9.45%	0
01-Aug-21 < 3Y	9.70%	9.60%	9.65%	9.75%	-10
01-Jul-22 < 4Y	9.85%	9.75%	9.80%	9.95%	-15
15-Mar-23 < 5Y	9.93%	9.87%	9.90%	10.05%	-15
01-Aug-24 < 6Y	9.98%	9.90%	9.94%	10.10%	-16
01-Aug-25 < 7Y	10.05%	9.95%	10.00%	10.25%	-25
01-Jun-26 < 8Y	10.15%	10.10%	10.13%	10.30%	-17
01-Sep-28 < 10Y	10.30%	10.20%	10.25%	10.45%	-20
15-May-30 < 12Y	10.45%	10.35%	10.40%	10.55%	-15
15-Jan-33 < 15Y	10.55%	10.45%	10.50%	10.65%	-15
15-Mar-35 < 20Y	10.75%	10.60%	10.68%	10.70%	-2

PRIMARY AUCTION

T-BILL AUCTION

Tenor	Current	Previous	Change
	01-Aug-18	24-Jul-18	(bps)
91 days	8.17%	8.24%	-7
182 Days	N/A	8.74%	N/A
364 Days	9.23%	9.27%	-4
Date of Settlement	3-Aug-18		

WEEK ENDING 3-Aug-18

Offered	Bids	Accepted
LKR ('Mn)	LKR ('Mn)	LKR ('Mn)
4,000	11,078	5,169
5,000	7,600	N/A
15,500	61,426	19,331
24,500	80,104	24,500

T-BOND AUCTION

Bond Type	Yield	Offered	Bids	Accepted
10.35%2025'A'	10.53%	35,000	110,407	35,000
11.20%2033'A'	10.88%	45,000	115,032	45,000
TOTAL		80,000	225,439	80,000

MATURITY TABLE FOR NEXT WEEK

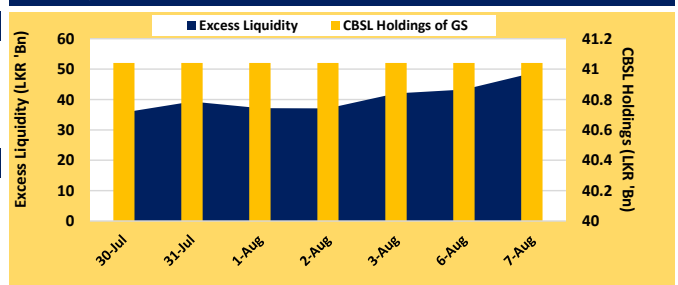
Type	LKR ('Mn)	USD ('Mn)
T-Bills	20,179	
T-Bonds	0	
T-Bond Interest	0	
SLDBs/Sovereign Bonds		0
TOTAL	20,179	0

LIQUIDITY, CBSL HOLDINGS & MARKET INTEREST RATES

MARKET LIQUIDITY 7-Aug-18

	Repo	Reverse Repo
Mid-day Auction	[LKR 'Bn]	[LKR 'Bn]
Offered	0.0	0.0
Bids	N/A	N/A
Accepted	N/A	N/A
Weighted Average Rate (%)	N/A	N/A
Standing Facility	SDF	SLF
Rate	7.25%	8.50%
Value [LKR 'Bn]	50.7	2.1
O/N Surplus/(Deficit)		48.7
CBSL Holdings of Government Securities [LKR 'Bn]		41.0

EXCESS LIQUIDITY & CBSL HOLDINGS OF GOVERNMENT SECURITIES



MONEY MARKET RATES

	High	Low	W.Avg	Value [LKR 'Bn]
Call Money 7-Aug-18	8.50%	8.20%	8.30%	16.2
Repo Rates 7-Aug-18	8.35%	8.10%	8.16%	21.1

OUTSTANDING STOCK

	1-Aug-18	Previous Week	Change (%)
T-Bills [LKR 'Mn]	797,904	804,102	-0.8%
T-Bonds [LKR 'Mn]	4,178,644	4,178,644	0.0%
TOTAL	4,976,548	4,982,746	-0.1%
Foreign Holding [LKR 'Mn]	287,807	288,067	-0.1%
Foreign Holding (%)	5.8%	5.8%	

MARKET INTEREST RATES

	1-Aug-18	Last Month	Change (bps)
AWPLR	11.52%	11.44%	8
FD Ceiling Rate (1 Year)	2H2018 12.46%		

GLOBAL OUTLOOK FOR INTEREST RATES AND EXCHANGE RATES

US TREASURIES

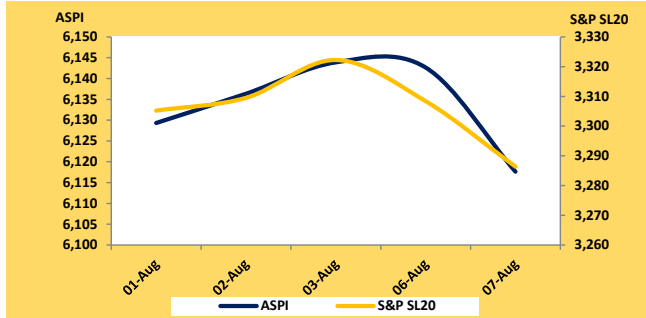
	3-Aug-18	27-Jul-18	Change (bps)	Last Month	Change (bps)
1 Year	2.43%	2.43%	0	2.44%	-1
2 Year	2.63%	2.67%	-4	2.67%	-4
5 Year	2.82%	2.84%	-2	2.85%	-3
10 Year	2.95%	2.96%	-1	2.96%	-1
30 Year	3.09%	3.09%	0	3.08%	1

EXCHANGE RATES

	7-Aug-18	Last Month	Change (%)
USA Dollar	159.86	159.71	-0.1%
UK Pound	206.95	209.55	1.3%
EU Euro	184.84	186.98	1.2%
Japan Yen	1.44	1.44	0.2%
Australia Dollar	118.19	118.49	0.3%

EQUITY

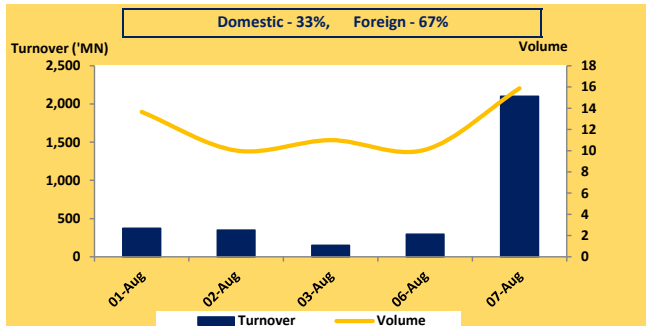
MARKET INDICES



MARKET PERFORMANCE

	Today	Previous	Change (%)
ASPI	6,117.63	6,142.65	-0.41%
S&P SL20	3,286.38	3,308.39	-0.67%
Turnover (LKR 'Mn)	2,101.74	296.30	609.33%
Volume ('Mn)	15.88	10.08	57.44%
Market Cap. (LKR 'Bn)	2,864.71	2,876.43	-0.41%
Market Cap. (USD 'Bn)	17.92	17.99	-0.41%
Traded Companies	217	209	3.83%
Foreign Purchases (LKR 'Mn)	917.29	157.03	484.13%
Foreign Sales (LKR 'Mn)	1,900.68	89.79	2016.82%
Net Foreign flow (LKR 'Mn)	-983.39	67.24	-1562.40%

MARKET TURNOVER & VOLUME



MTD Net Foreign Flow (LKR 'Mn)	-999.29
YTD Net Foreign Flow (LKR 'Mn)	-3,528.18

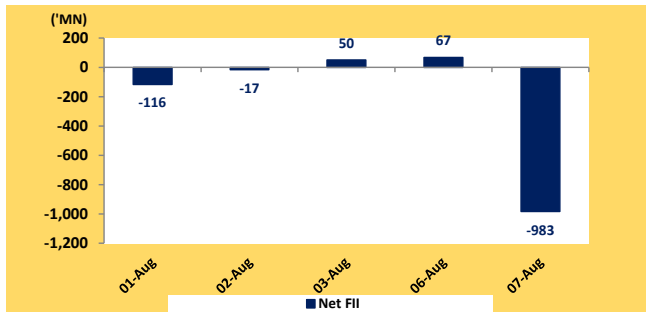
MARKET COMMENTARY

Market closed in red for the second consecutive day dragged down by big cap CTC and JKH. ASPI witnessed a short lived hike during the first hour of trading reaching an intraday high of 6,148 followed by a continuous downtrend closing at 6,118 losing 25 points. Turnover has increased over 2Bn mark, recording the highest in two months mainly contributed by JKH and CINS. Net foreign outflows recorded the highest in two months with high foreign participation.

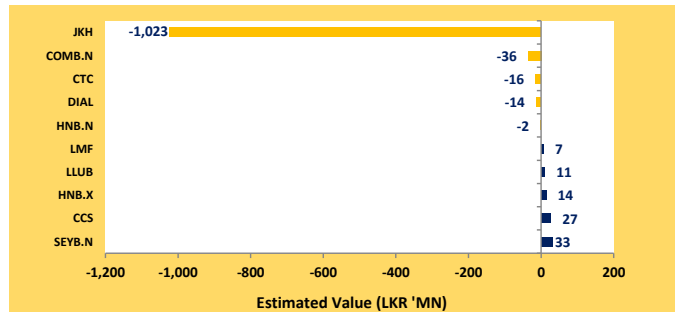
MAJOR CROSSINGS

Stock	No. of Crossings	Price [LKR]	Quantity	Total Crossings
JKH	5	136.00	5,815,885	7
CINS.N	1	1,870.00	400,000	

NET FOREIGN FLOW



ESTIMATED LARGEST FOREIGN FLOW



TOP 5 GAINERS

	Today	Previous	Change (%)
LUCKY LANKA [X]	0.80	0.70	14.29%
DURDANS [X]	72.00	66.20	8.76%
ABANS FINANCIAL	19.30	18.50	4.32%
CEYLON INV.	36.30	34.80	4.31%
RESUS ENERGY	22.00	21.10	4.27%

TOP 5 LOSERS

	Today	Previous	Change (%)
ADAM CAPITAL	0.50	0.60	-16.67%
TESS AGRO [X]	0.50	0.60	-16.67%
TESS AGRO	0.50	0.60	-16.67%
MULLERS	0.70	0.80	-12.50%
MADULSIMA	7.10	8.00	-11.25%

TOP 5 TURNOVER

	Price	Volume ('Mn)	Turnover ('Mn)
JKH	136.50	7.9	1,068.53
CEYLINCO INS.	1,750.80	0.4	748.04
COLD STORES	920.00	0.1	47.04
COMMERCIAL BANK	123.50	0.3	36.37
SAMPATH	284.00	0.1	34.90

TOP 5 VOLUME

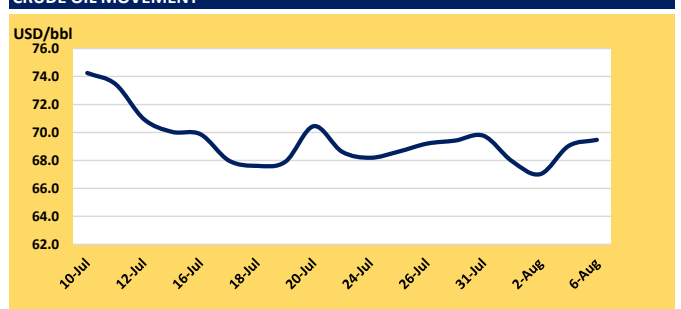
	Price	Volume ('Mn)	Turnover ('Mn)
JKH	136.50	7.9	1,068.53
DIALOG	14.20	1.6	22.26
ANILANA HOTELS	1.20	0.5	0.65
AMANA BANK	3.20	0.5	1.55
SEYLAN BANK	80.90	0.4	33.33

GLOBAL MARKETS & COMMODITIES

GLOBAL COMMODITY PRICES

	Current	Last Month	Change (%)
Crude Oil USD/bbl	69.4	69.8	-0.5%
Gold USD/t oz	1,223.5	1,227.7	-0.3%
Copper USd/lb.	275.0	278.1	-1.1%
Cotton USd/lb.	89.2	89.5	-0.3%

CRUDE OIL MOVEMENT



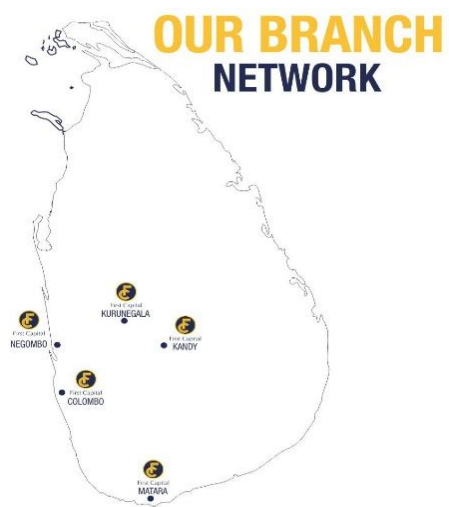
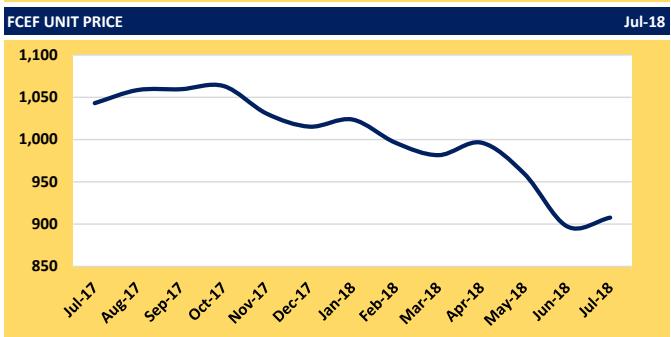
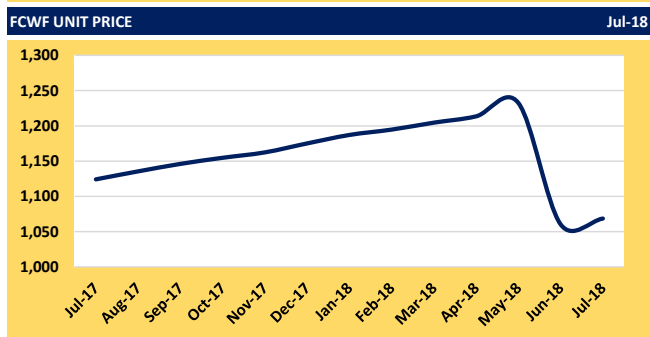
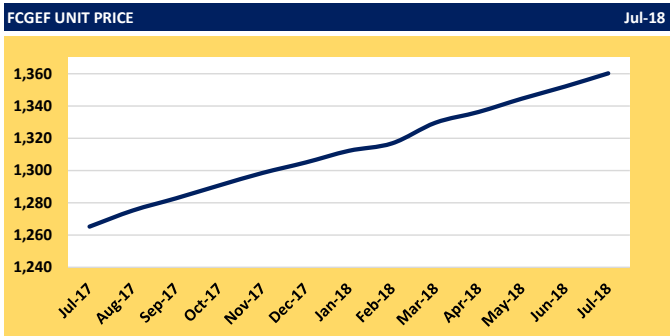
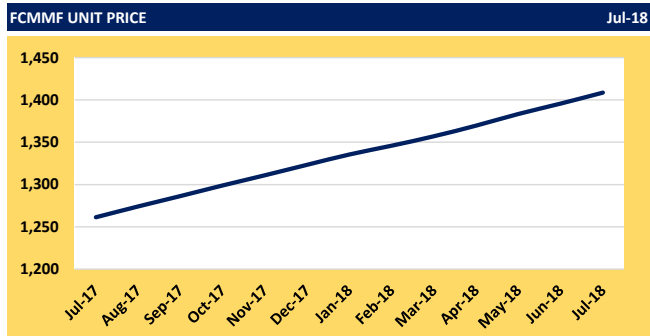
GLOBAL MARKETS

	Current	Last Month	Change (%)
DOW JONES	25,502.2	25,306.8	0.8%
EURO STOXX 50	3,507.2	3,516.9	-0.3%
FTSE 100	7,708.4	7,710.0	0.0%
NIKKEI 225	22,662.7	22,553.7	0.5%

UNIT TRUSTS

	Sell Price	Buy Price	AUM LKR 'Mn	Avg. Yield	Information on Fees		
	LKR	LKR	As at July 2018		Mgmt Fee	Trustee fee	Performance Fee
First Capital Money Market Fund	1,411.18	1,411.18	727	10.79%	0.50% p.a.	0.15% p.a.	N/A
First Capital Gilt Edge Fund	1,361.82	1,361.82	46	0.00%	0.50% p.a.	0.15% p.a.	N/A
First Capital Wealth Fund	1,069.75	1,069.72	576	10.26%	1.10% p.a.	0.225% p.a.	N/A
First Capital Equity Fund	905.14	859.88	13	N/A	1.00% p.a.	0.23% p.a.	25% over ASTRI

TRAILING RETURNS (%)							Performance as of	Jul-18
	YTD	2017/18	2016/17	2015/16	2014/15	2013/14	Since Inception	
FIXED INCOME FUNDS								
First Capital Money Market Fund	11.37%	11.92%	10.39%	7.92%	7.20%	N/A		11.13%
First Capital Gilt Edge Fund	6.89%	9.14%	19.06%	4.17%	-3.46%	N/A		9.35%
First Capital Wealth Fund	10.01%	11.32%	10.63%	4.90%	15.48%	17.60%		17.27%
BALANCED FUND	1 Month	3 Months	6 Months	12 Months	2 Years		Since Inception	
First Capital Equity Fund	1.16%	-8.90%	-11.33%	-17.32%	N/A			-9.23%
ASTRI*	-0.73%	-5.77%	-4.83%	-7.02%	N/A			-12.98%
Out/(Under) Performance	1.89%	-3.13%	-6.50%	-10.30%	N/A			3.75%



Download the **FC CAPITAL MARKET APP**

Your complete insight into the Sri Lankan capital market

Available on Google play and the App Store

An alternative to your savings account from First Capital Money Market Fund

11.02%*

* The current yield is variable and subject to change. Past performance is not an indicator of future performance. Investors are advised to read and understand the contents of the Explanatory Memorandum before investing.

* Flexibility to withdraw funds at anytime

Call : +94 11 2 639 841 / +94 771 764 799

No. 02, Deal Place, Colombo 03, Sri Lanka.



First Capital

First Capital Holdings PLC

No.2, Deal Place,
Colombo 3

Tel: +94 11 2145 000
Fax: +94 11 2145 050

RESEARCH

Dimantha Mathew	+94 11 2639 853	Hiruni Perera	+94 11 2639 864
Atchuthan Srirangan	+94 11 2639 863	Nisansala Kuruppumudali	+94 11 2639 866
Amanda Lokugamage	+94 11 2639 868		

GOVERNMENT SECURITIES SALES

Anjelo Simmons	+94 77 3031 636	Neminda Jayawardena	+94 76 6644 080
Anushka Dissanayake	+94 77 2220 021	Arun Kandasamy	+94 75 4861 506
Anushi Ranawaka	+94 77 3876 819		

CORPORATE DEBT SALES

Sewwandi Kathriarachchi	+94 77 3461 734	Mahesh Amarasinghe	+94 77 0073 684
Nethalie De Mel	+94 11 2639 854	Dharshanie Vasanthajothy	+94 77 9159 878

EQUITY SALES

CEO	Jaliya Wijeratne	+94 70 2910 042	Negombo	
			Priyanka Anuruddha	+94 70 2910 035
Colombo			Priyantha Wijesiri	+94 70 2910 036
Damian Le Grand	+94 70 2910 032			
Nishantha Mudalige	+94 70 2910 041			
Isuru Jayawardana	+94 70 2910 034			
Ifadh Marikar	+94 77 9625 679			
Thushara Pathiraja	+94 70 2910 037			
Anushka Buddhika	+94 70 2910 030			
Gamini Hettiarachchi	+94 70 2910 039			

UNIT TRUST SALES

Kavin Karunamoorthy	+94 77 0328 060	Thiruni Gooneratne	+94 77 5077 695
Imali Abeygunawardena	+94 77 1764 799	Deepal Pathmaperuma	+94 77 9159 878

BRANCHES

Kandy	Kurunegala	Matara	Negombo
2nd Floor, No.121 Kotugodella Veediya (E L Senanayake Veediya) Kandy 20000.	Ground Floor No. 42, Mihindu Mawatha, Kurunegala 60000.	2nd Floor, E.H. Cooray Building No: 24, 1/3, Anagarika Dharmapala Mawatha, Matara 81000.	1st Floor No: 163B, Colombo Road, Negombo 11500.
Manager: Salinda Samarakoon Tel: +94 81 2236 010	Manager: Tel: +94 37 2222 930	Manager: Rohana Jayakody Tel: +94 41 2222 988	Manager: Buddhika Edirisinghe Tel: +94 31 2233 299

Disclaimer:

This Review is prepared and issued by First Capital Holdings PLC based on information in the public domain, internally developed and other sources, believed to be correct. Although all reasonable care has been taken to ensure the contents of the Review are accurate, First Capital Holdings PLC and/or its Directors, employees, are not responsible for the correctness, usefulness, reliability of same. First Capital Holdings PLC may act as a Broker in the investments which are the subject of this document or related investments and may have acted on or used the information contained in this document, or the research or analysis on which it is based, before its publication. First Capital Holdings PLC and/or its principal, their respective Directors, or Employees may also have a position or be otherwise interested in the investments referred to in this document. This is not an offer to sell or buy the investments referred to in this document. This Review may contain data which are inaccurate and unreliable. You hereby waive irrevocably any rights or remedies in law or equity you have or may have against First Capital Holdings PLC with respect to the Review and agree to indemnify and hold First Capital Holdings PLC and/or its principal, their respective directors and employees harmless to the fullest extent allowed by law regarding all matters related to your use of this Review. No part of this document may be reproduced, distributed or published in whole or in part by any means to any other person for any purpose without prior permission.

About us:

This report providing a snapshot of fixed income, equity and unit trust is composed and circulated by First Capital Holdings PLC an investment bank in Sri Lanka. The company operates in the capital market of Sri Lanka with operations in government securities - treasury bills and bonds, stock brokering and share market investments, asset management, private wealth management, retirement planning, personal financial planning, unit trust, margin trading, capital market research, trustee services, corporate finance advisory services including corporate debt structuring (debentures, trust certificates, commercial papers), valuations, restructuring, mergers and acquisitions, initial public offerings (IPOs) and project advisory. The First Capital Group consists of First Capital Treasuries PLC, First Capital Limited, First Capital Markets Limited, First Capital Asset Management Limited and First Capital Equities (Private) Limited covering Colombo, Negombo, Matara, Kandy and Kurunegala.