



First Capital

DAILY MARKET WATCH

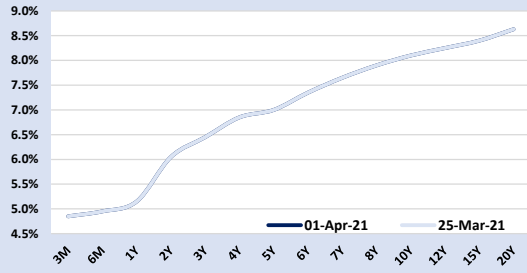
First Capital Research

April 1, 2021

FIXED INCOME

"Market at a standstill"

YIELD CURVE BASED ON MID RATES & MARKET COMMENTARY



The secondary bond market yield curve continued to remain unchanged while overall market witnessed thin volumes. In the short end of the yield curve, 01.10.22 maturity changed hands between 5.85%-5.87% while 15.03.24 traded at 6.50%.

T-BILLS & T-BONDS 2 WAY QUOTE AND CHANGE OVER LAST WEEK

Tenure	Bid	Offer	Today	Last Week	Change (bps)
< 91 Days < 3M	4.90%	4.80%	4.85%	4.85%	0
< 182 Days < 6M	5.00%	4.90%	4.95%	4.95%	0
< 364 Days < 1Y	5.20%	5.10%	5.15%	5.15%	0
15-Mar-23 < 2Y	6.10%	6.00%	6.05%	6.05%	0
15-Mar-24 < 3Y	6.50%	6.40%	6.45%	6.45%	0
01-May-25 < 4Y	6.90%	6.80%	6.85%	6.85%	0
15-Jan-26 < 5Y	7.05%	6.95%	7.00%	7.00%	0
15-Jan-27 < 6Y	7.45%	7.25%	7.35%	7.35%	0
01-May-28 < 7Y	7.75%	7.55%	7.65%	7.65%	0
01-May-29 < 8Y	8.00%	7.80%	7.90%	7.90%	0
15-Mar-31 < 10Y	8.20%	8.00%	8.10%	8.10%	0
15-Jan-33 < 12Y	8.35%	8.15%	8.25%	8.25%	0
15-Mar-35 < 15Y	8.50%	8.30%	8.40%	8.40%	0
01-Jan-41 < 20Y	8.75%	8.50%	8.63%	8.63%	0

PRIMARY AUCTION

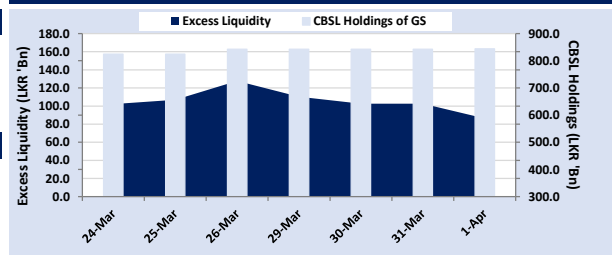
T-BILL AUCTION				WEEK ENDING 1-Apr-21		
Tenor	Current	Previous	Change	Offered	Bids	Accepted
	30-Mar-21	24-Mar-21	(bps)	LKR ('Mn)	LKR ('Mn)	LKR ('Mn)
91 days	5.05%	5.04%	1	10,000	10,160	2,985
182 Days	5.10%	5.08%	2	15,000	16,279	7,279
364 Days	N/A	5.11%	N/A	20,000	20,000	-
Date of Settlement 1-Apr-21				45,000	46,439	10,264

T-BOND AUCTION					WEEK ENDING 1-Apr-21		
Bond Type	Yield	Offered	Bids	Accepted	Maturity Table for Next Week		
					Type	LKR ('Mn)	USD ('Mn)
06.30%2023 'A'	6.30%	25,000	26,393	14,143	T-Bills	31,900	
06.75%2026 'A'	7.05%	20,000	22,198	3,798	T-Bonds	0	
09.00%2028 'B'	7.58%	15,000	21,750	9,500	T-Bond Interest	0	
TOTAL					60,000	70,341	27,441
					SLDBs/Sovereign Bonds 0		
TOTAL						31,900	0

LIQUIDITY, CBSL HOLDINGS & MARKET INTEREST RATES

MARKET LIQUIDITY	1-Apr-21	Repo	Reverse Repo
Mid-day Auction	[LKR 'Bn]	[LKR 'Bn]	[LKR 'Bn]
Offered		0.0	0.0
Bids		N/A	N/A
Accepted		N/A	N/A
Weighted Average Rate (%)		N/A	N/A
Standing Facility		SDF	SLF
Rate		4.50%	5.50%
Value [LKR 'Bn]		155.4	69.0
O/N Surplus/(Deficit)			86.3
CBSL Holdings of Government Securities [LKR 'Bn]			844.0

EXCESS LIQUIDITY & CBSL HOLDINGS OF GOVERNMENT SECURITIES



MONEY MARKET RATES	High	Low	W.Avg	Value [LKR 'Bn]
Call Money 1-Apr-21	4.65%	4.60%	4.62%	24.9
Repo Rates 1-Apr-21	4.95%	4.60%	4.66%	15.2

MARKET INTEREST RATES	26-Mar-21	Last Month	Change (bps)
AWPLR	5.75%	5.69%	6
FD Ceiling Rate (1 Year)	7.01%		

OUTSTANDING STOCK [GSEC]	24-Mar-21	Previous Week	Change (%)
T-Bills [LKR 'Mn]	1,679,325	1,673,032	0.4%
T-Bonds [LKR 'Mn]	5,911,228	5,911,228	0.0%
TOTAL	7,590,553	7,584,260	0.1%
Foreign Holding [LKR 'Mn]	5,781	6,431	-10.1%
Foreign Holding (%)	0.1%	0.1%	

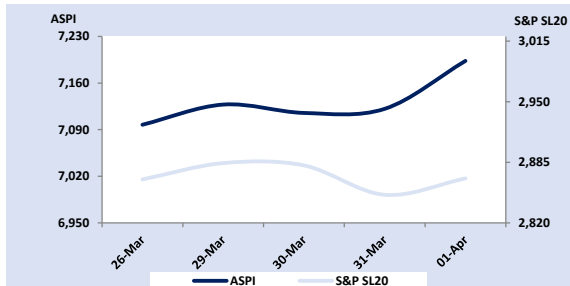
GLOBAL OUTLOOK FOR INTEREST RATES AND EXCHANGE RATES

US TREASURIES	26-Mar-21	19-Mar-21	Change (bps)	Last Month	Change (bps)	EXCHANGE RATES	1-Apr-21	Last Month	Change (%)
1 Year	0.06%	0.07%	-1	0.08%	-2	USA Dollar	199.22	199.04	-0.1%
2 Year	0.14%	0.16%	-2	0.14%	0	UK Pound	274.58	273.23	-0.5%
5 Year	0.85%	0.90%	-5	0.75%	10	EU Euro	233.53	233.09	-0.2%
10 Year	1.67%	1.74%	-7	1.44%	23	Japan Yen	1.80	1.80	-0.1%
30 Year	2.37%	2.45%	-8	2.17%	20	Australia Dollar	150.95	159.33	5.6%

EQUITY

"Market on a near 3-week high"

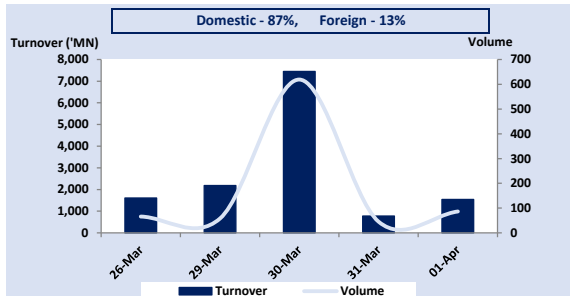
MARKET INDICES



MARKET PERFORMANCE

	Today	Previous	Change (%)
ASPI	7,193.28	7,121.28	1.01%
S&P SL20	2,867.72	2,850.12	0.62%
Turnover (LKR 'Mn)	1,543.36	777.89	98.40%
Volume ('Mn)	86.33	45.14	91.26%
Market Cap. (LKR 'Bn)	3,142.71	3,111.26	1.01%
Market Cap. (USD 'Bn)	15.78	15.62	1.01%
Traded Companies	240	245	-2.04%
Foreign Purchases (LKR 'Mn)	14.51	47.69	-69.58%
Foreign Sales (LKR 'Mn)	387.19	84.59	357.75%
Net Foreign flow (LKR 'Mn)	-372.69	-36.90	-910.03%

MARKET TURNOVER & VOLUME



MTD Net Foreign Flow (LKR 'Mn)

-372.69

YTD Net Foreign Flow (LKR 'Mn)

-18,055.97

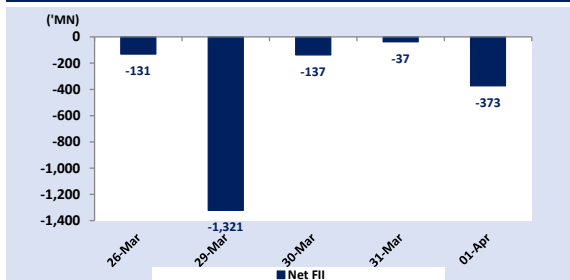
MARKET COMMENTARY

Bourse continued its drive in the positive direction for the 2nd consecutive session while recording a near 3-week high. Index experienced an upward movement till mid-day, thereafter recorded a sideways movement till the latter part of the session. During the final 30 minutes of trading market witnessed an uptrend once again and closed at 7,193 gaining 72 points. Capital Goods sector led the turnover for the session closely followed by Food and Beverage sector making a joint contribution of 50%. Foreign investor continued to be on the selling side while recording low participation.

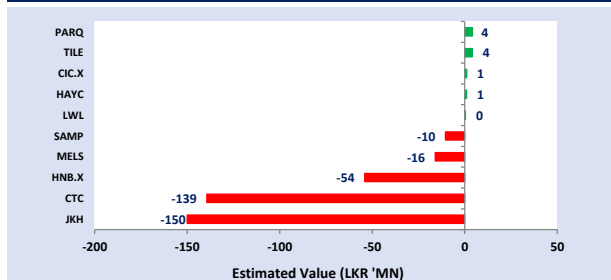
MAJOR CROSSINGS

Stock	No. of Crossings	Price [LKR]	Quantity
JKH	1	150.00	200,000

NET FOREIGN FLOW



ESTIMATED LARGEST FOREIGN FLOW



TOP 5 GAINERS

	Today	Previous	Change (%)
RENUKA AGRI	4.20	3.50	20.00%
NATION LANKA	0.80	0.70	14.29%
MACKWOODS ENERGY	2.50	2.20	13.64%
RENUKA CAPITAL	6.10	5.40	12.96%
HVA FOODS	5.60	5.00	12.00%

TOP 5 LOSERS

	Today	Previous	Change (%)
BOGAWANTALAWA	11.00	11.80	-6.78%
MERC. SHIPPING	67.80	72.30	-6.22%
MULTI FINANCE	6.60	7.00	-5.71%
LANKA HOSPITALS	41.30	43.50	-5.06%
COMMERCIAL DEV.	101.50	106.00	-4.25%

TOP 5 TURNOVER

	Price	Volume ('Mn)	Turnover ('Mn)
JKH	150.00	1.1	163.49
BROWNS INVSTMNTS	5.70	28.4	161.00
CEYLON TOBACCO	989.50	0.1	139.72
EXPOLANKA	46.00	2.7	123.25
LOLC	295.75	0.4	105.37

TOP 5 VOLUME

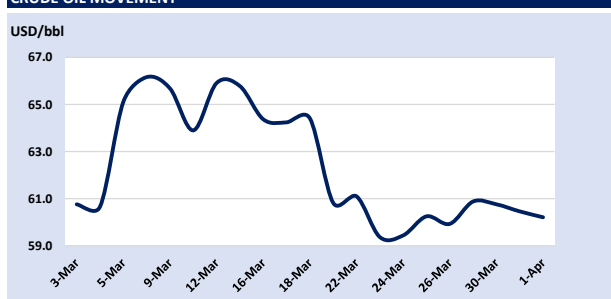
	Price	Volume ('Mn)	Turnover ('Mn)
BROWNS INVSTMNTS	5.70	28.4	161.00
S M B LEASING [NON-VOTING]	0.30	9.6	2.52
PIRAMAL GLASS	11.20	6.2	70.12
RENUKA AGRI	4.20	5.1	20.88
EXPOLANKA	46.00	2.7	123.25

GLOBAL MARKETS & COMMODITIES

GLOBAL COMMODITY PRICES

	Current	Last Month	Change (%)
Crude Oil USD/bbl	60.2	60.5	-0.4%
Gold USD/t oz	1,714.1	1,687.4	1.6%
Copper USD/lb.	396.8	400.9	-1.0%
Cotton USD/lb.	80.8	80.3	0.7%
Aluminum USD/MT	2,212.0	2,231.0	-0.9%

CRUDE OIL MOVEMENT



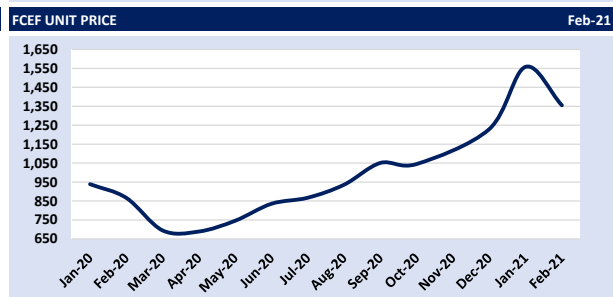
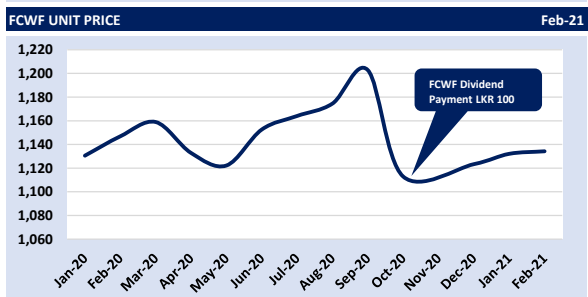
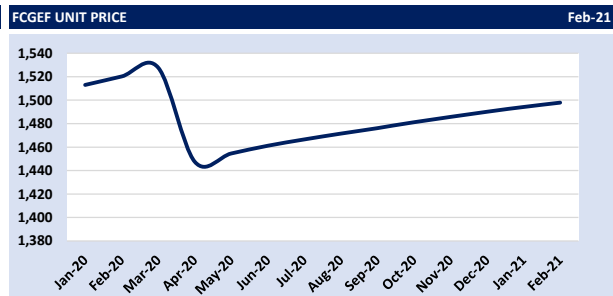
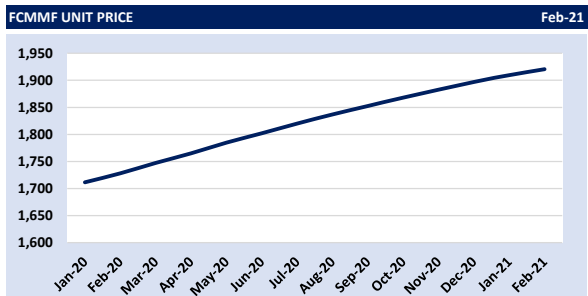
GLOBAL MARKETS

	Current	Last Month	Change (%)
DOW JONES	32,981.6	33,067.0	-0.3%
EURO STOXX 50	3,931.2	3,920.0	0.3%
FTSE 100	6,749.1	6,757.2	-0.1%
NIKKEI 225	29,388.9	29,178.8	0.7%

UNIT TRUSTS

	Sell Price	Buy Price	AUM LKR 'Mn	Avg. Yield	Information on Fees		
	LKR	LKR	As at Feb 2021		Mgmt Fee	Trustee fee	Performance Fee
First Capital Money Market Fund	1,932.43	1,932.43	18,121	7.61%	0.50% p.a.	0.15% p.a.	N/A
First Capital Gilt Edge Fund	1,501.88	1,501.88	53	-2.13%	0.50% p.a.	0.15% p.a.	N/A
First Capital Wealth Fund	1,140.89	1,140.86	262	7.28%	1.10% p.a.	0.225% p.a.	N/A
First Capital Equity Fund	1,358.97	1,291.02	79	N/A	1.00% p.a.	0.23% p.a.	25% over ASTRI

TRAILING RETURNS (%)							Performance as of	Feb-21
	YTD	2018/19	2017/18	2016/17	2015/16	2014/15	Since Inception	
FIXED INCOME FUNDS								
First Capital Money Market Fund	10.84%	12.96%	11.92%	10.39%	7.92%	7.20%		10.98%
First Capital Gilt Edge Fund	-2.13%	7.56%	9.14%	19.06%	4.17%	-3.46%		7.74%
First Capital Wealth Fund	7.28%	11.40%	11.32%	10.63%	4.90%	15.48%		10.96%
BALANCED FUND								
First Capital Equity Fund	95.11%	-19.47%	0.96%	1.62%	-4.33%	0.00%		35.52%
ASTRI*	10.38%	-1.37%	7.30%	0.33%	-14.94%	0.00%		6.53%
Out/(Under) Performance	84.73%	-18.10%	-6.34%	1.30%	10.61%			28.99%



7.20%^{*}

P.A.

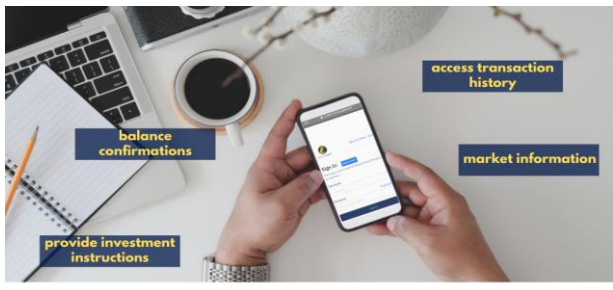
Current yield as at 21/03/2021

THE FIRST CAPITAL MONEY MARKET FUND

AS ATTRACTIVE AS A FIXED DEPOSIT WITH THE FLEXIBILITY OF A SAVINGS ACCOUNT

*The current yield is variable and subject to change. Past performance is not an indicator of future performance. Investors are advised to read and understand the contents of the Explanatory Memorandum before investing.

For more information on this opportunity, SMS FC<space>Name to 8866 or Call: 0771 764 799 | 0771 535 465



GREATER ACCESS TO YOUR INVESTMENTS

The First Capital Online Portal enables our customers to monitor investments within the First Capital Group at their convenience.

Log on to online.firstcapital.lk or contact your relationship manager to find out more.





First Capital

First Capital Holdings PLC

No.2, Deal Place,
Colombo 3

Tel: +94 11 2145 000
Fax: +94 11 2145 050

RESEARCH

Dimantha Mathew	+94 11 2639 853
Atchuthan Srirangan	+94 11 2639 863
Hiruni Perera	+94 11 2639 864

GOVERNMENT SECURITIES SALES

Anjelo Simmons	+94 77 3031 636	Neminda Jayawardena	+94 76 6644 080
Anushka Dissanayake	+94 77 2220 021	Arun Kandasamy	+94 75 4861 506
Anushi Ranawaka	+94 77 3876 819		

CORPORATE DEBT SALES

Nethalie De Mel	+94 11 2639 854
-----------------	-----------------

EQUITY SALES

CEO	Jaliya Wijeratne	+94 70 2910 042	Negombo	
			Priyanka Anuruddha	+94 70 2910 035
Colombo			Priyantha Wijesiri	+94 70 2910 036
Nishantha Mudalige		+94 70 2910 041		
Ifadh Marikar		+94 77 9625 679		
Thushara Pathiraja		+94 70 2910 037		

UNIT TRUST SALES

Kavin Karunamoorthy	+94 77 0328 060	Imali Abeygunawardena	+94 77 1764 799
---------------------	-----------------	-----------------------	-----------------

BRANCHES

Kandy	Kurunegala	Matara	Negombo
2nd Floor, No.121 Kotugodella Veediya (E L Senanayake Veediya) Kandy 20000.	Ground Floor No. 42, Mihindu Mawatha, Kurunegala 60000.	2nd Floor, E.H. Cooray Building No: 24, 1/3, Anagarika Dharmapala Mawatha, Matara 81000.	1st Floor No: 163B, Colombo Road, Negombo 11500.
Manager: Salinda Samarakoon	Manager:	Manager: Rohana Jayakody	Manager:
Tel: +94 81 2236 010	Tel: +94 37 2222 930	Tel: +94 41 2222 988	Tel: +94 31 2233 299

Disclaimer:

This Review is prepared and issued by First Capital Holdings PLC based on information in the public domain, internally developed and other sources, believed to be correct. Although all reasonable care has been taken to ensure the contents of the Review are accurate, First Capital Holdings PLC and/or its Directors, employees, are not responsible for the correctness, usefulness, reliability of same. First Capital Holdings PLC may act as a Broker in the investments which are the subject of this document or related investments and may have acted on or used the information contained in this document, or the research or analysis on which it is based, before its publication. First Capital Holdings PLC and/or its principal, their respective Directors, or Employees may also have a position or be otherwise interested in the investments referred to in this document. This is not an offer to sell or buy the investments referred to in this document. This Review may contain data which are inaccurate and unreliable. You hereby waive irrevocably any rights or remedies in law or equity you have or may have against First Capital Holdings PLC with respect to the Review and agree to indemnify and hold First Capital Holdings PLC and/or its principal, their respective directors and employees harmless to the fullest extent allowed by law regarding all matters related to your use of this Review. No part of this document may be reproduced, distributed or published in whole or in part by any means to any other person for any purpose without prior permission.

About us:

This report providing a snapshot of fixed income, equity and unit trust is composed and circulated by First Capital Holdings PLC an investment bank in Sri Lanka. The company operates in the capital market of Sri Lanka with operations in government securities - treasury bills and bonds, stock brokering and share market investments, asset management, private wealth management, retirement planning, personal financial planning, unit trust, margin trading, capital market research, trustee services, corporate finance advisory services including corporate debt structuring (debentures, trust certificates, commercial papers), valuations, restructuring, mergers and acquisitions, initial public offerings (IPOs) and project advisory. The First Capital Group consists of First Capital Treasuries PLC, First Capital Limited, First Capital Markets Limited, First Capital Asset Management Limited and First Capital Equities (Private) Limited covering Colombo, Negombo, Matara, Kandy and Kurunegala.