



First Capital

# DAILY MARKET WATCH

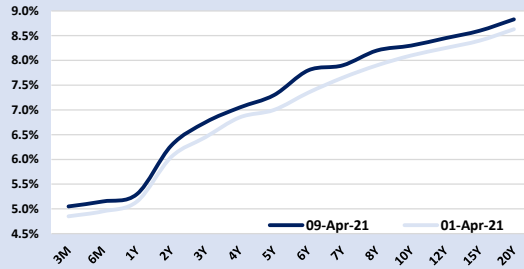
First Capital Research

April 9, 2021

## FIXED INCOME

## "Bond Market at a standstill"

YIELD CURVE BASED ON MID RATES & MARKET COMMENTARY



The secondary market yield curve remained unchanged while overall market activities were at a standstill ahead of the upcoming festive season. Meanwhile, the treasury bond auction held today got undersubscribed for the fifth consecutive session with only 26% being accepted from the total offered amount of LKR 40.0Bn.

T-BILLS & T-BONDS 2 WAY QUOTE AND CHANGE OVER LAST WEEK

Tenure	Bid	Offer	Today	Last Week	Change (bps)
< 91 Days < 3M	5.10%	5.00%	5.05%	4.85%	20
< 182 Days < 6M	5.20%	5.10%	5.15%	4.95%	20
< 364 Days < 1Y	5.40%	5.20%	5.30%	5.15%	15
15-May-23 < 2Y	6.30%	6.25%	6.28%	6.05%	23
15-Jun-24 < 3Y	6.80%	6.70%	6.75%	6.45%	30
01-May-25 < 4Y	7.10%	7.00%	7.05%	6.85%	20
01-Feb-26 < 5Y	7.35%	7.25%	7.30%	7.00%	30
15-Aug-27 < 6Y	7.90%	7.70%	7.80%	7.35%	45
01-May-28 < 7Y	8.00%	7.80%	7.90%	7.65%	25
01-May-29 < 8Y	8.30%	8.10%	8.20%	7.90%	30
15-Mar-31 < 10Y	8.40%	8.20%	8.30%	8.10%	20
15-Jan-33 < 12Y	8.55%	8.35%	8.45%	8.25%	20
15-Mar-35 < 15Y	8.70%	8.50%	8.60%	8.40%	20
01-Jan-41 < 20Y	8.95%	8.70%	8.83%	8.63%	20

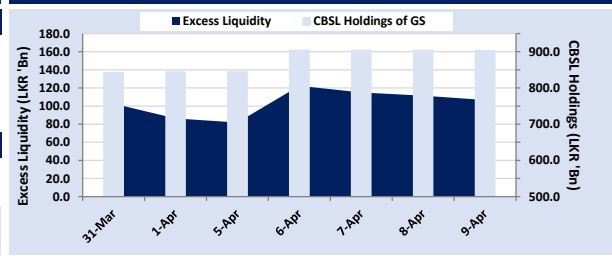
## PRIMARY AUCTION

T-BILL AUCTION				WEEK ENDING 9-Apr-21		
Tenor	Current	Previous	Change	Offered	Bids	Accepted
	7-Apr-21	30-Mar-21	(bps)	LKR ('Mn)	LKR ('Mn)	LKR ('Mn)
91 days	5.08%	5.05%	3	10,000	25,067	17,427
182 Days	5.12%	5.10%	2	15,000	15,677	1,277
364 Days	5.15%	N/A	N/A	20,000	20,000	200
<b>Date of Settlement</b>				<b>45,000</b>	<b>60,744</b>	<b>18,904</b>
<b>Date of Settlement</b>				9-Apr-21		
T-BOND AUCTION				WEEK ENDING 16-Apr-21		
Bond Type	Yield	Offered	Bids	Accepted		
09.00%2023'A'	6.30%	25,000	27,645	7,145		
09.00%2028'A'	7.70%	15,000	17,590	3,340		
<b>TOTAL</b>				<b>40,000</b>	<b>45,235</b>	<b>10,485</b>
Maturity Table for Next Week				WEEK ENDING 16-Apr-21		
Type	LKR ('Mn)	USD ('Mn)				
T-Bills	25,665					
T-Bonds	0					
T-Bond Interest	8,954					
SLDBs/Sovereign Bonds		0				
<b>TOTAL</b>				<b>34,619</b>	<b>0</b>	

## LIQUIDITY, CBSL HOLDINGS & MARKET INTEREST RATES

MARKET LIQUIDITY	9-Apr-21	Repo	Reverse Repo
<b>Mid-day Auction</b>	[LKR 'Bn]	[LKR 'Bn]	[LKR 'Bn]
Offered	0.0	0.0	
Bids	N/A	N/A	
Accepted	N/A	N/A	
Weighted Average Rate (%)	N/A	N/A	
<b>Standing Facility</b>	SDF	SLF	
Rate	4.50%	5.50%	
Value [LKR 'Bn]	124.9	18.1	
<b>O/N Surplus/(Deficit)</b>		106.8	
<b>CBSL Holdings of Government Securities [LKR 'Bn]</b>		903.2	

EXCESS LIQUIDITY & CBSL HOLDINGS OF GOVERNMENT SECURITIES



MONEY MARKET RATES	High	Low	W.Avg	Value [LKR 'Bn]
Call Money 9-Apr-21	4.70%	4.60%	4.65%	24.2
Repo Rates 9-Apr-21	4.93%	4.65%	4.69%	26.3
MARKET INTEREST RATES	1-Apr-21	Last Month	Change (bps)	
AWPLR	5.78%	5.69%	9	
FD Ceiling Rate (1 Year)	2Q2021 7.11%			

OUTSTANDING STOCK [GSEC]	31-Mar-21	Previous Week	Change (%)
T-Bills [LKR 'Mn]	1,687,325	1,679,325	0.5%
T-Bonds [LKR 'Mn]	5,961,137	5,911,228	0.8%
<b>TOTAL</b>	<b>7,648,462</b>	<b>7,590,553</b>	<b>0.8%</b>
Foreign Holding [LKR 'Mn]	6,198	5,781	7.2%
Foreign Holding (%)	0.1%	0.1%	

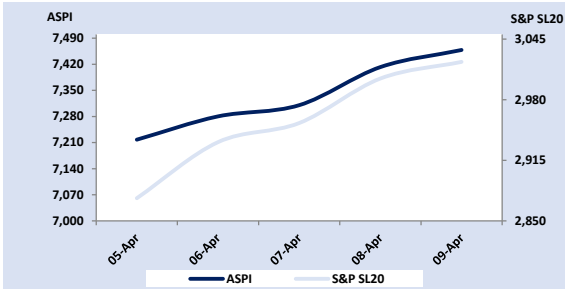
## GLOBAL OUTLOOK FOR INTEREST RATES AND EXCHANGE RATES

US TREASURIES	2-Apr-21	26-Mar-21	Change (bps)	Last Month	Change (bps)	EXCHANGE RATES	9-Apr-21	Last Month	Change (%)
1 Year	0.07%	0.06%	1	0.08%	-1	USA Dollar	199.87	199.04	-0.4%
2 Year	0.19%	0.14%	5	0.14%	5	UK Pound	274.58	273.23	-0.5%
5 Year	0.97%	0.85%	12	0.75%	22	EU Euro	237.95	233.09	-2.0%
10 Year	1.72%	1.67%	5	1.44%	28	Japan Yen	1.83	1.80	-1.6%
30 Year	2.35%	2.37%	-2	2.17%	18	Australia Dollar	152.69	151.33	-0.9%

# EQUITY

## "ASPI continues its winning streak"

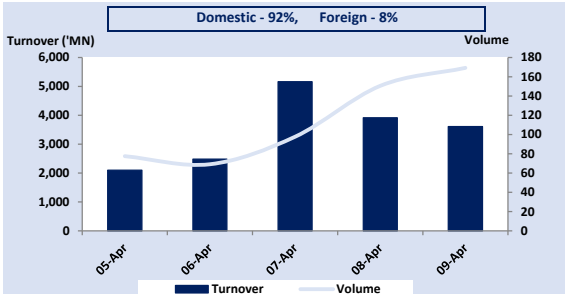
### MARKET INDICES



### MARKET PERFORMANCE

	Today	Previous	Change (%)
ASPI	7,458.27	7,412.46	0.62%
S&P SL20	3,020.57	3,002.71	0.59%
Turnover (LKR 'Mn)	3,607.07	3,915.52	-7.88%
Volume ('Mn)	169.24	150.56	12.41%
Market Cap. (LKR 'Bn)	3,258.60	3,238.49	0.62%
Market Cap. (USD 'Bn)	16.30	16.20	0.62%
Traded Companies	257	244	5.33%
Foreign Purchases (LKR 'Mn)	35.31	35.93	-1.71%
Foreign Sales (LKR 'Mn)	562.72	350.96	60.34%
Net Foreign flow (LKR 'Mn)	-527.41	-315.03	-67.41%

### MARKET TURNOVER & VOLUME



### MTD Net Foreign Flow (LKR 'Mn)

-1,869.43

### YTD Net Foreign Flow (LKR 'Mn)

-19,552.72

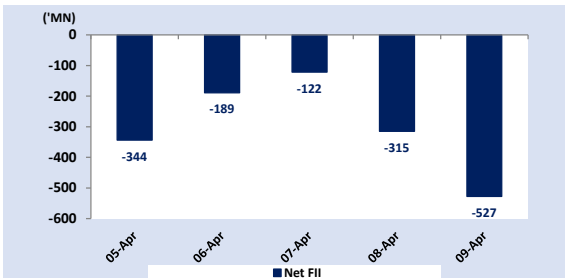
### MARKET COMMENTARY

Bourse ended in the green territory maintaining back to back wins during the week. Stocks rallied up during the first half of the trading session with ASPI passing the 7,500 mark, however, subsequently declined due to the surge in selling pressure amidst the profit-making motive. The market closed at 7,458 gaining 46 points. Capital Goods led the turnover for the session closely followed by the Food, Beverage and the Material sector making a joint contribution of 71%. Parcel trades accounted for 10% of the turnover. Foreign investors continued to be on the selling side while recording low participation.

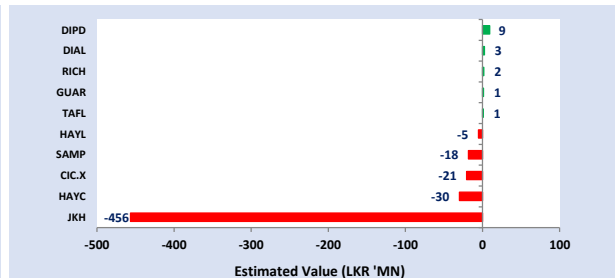
### MAJOR CROSSINGS

Stock	No. of Crossings	Price [LKR]	Quantity
JKH	7	149.00 / 150.00	2,000,000
HAYL	1	76.50	300,000

### NET FOREIGN FLOW



### ESTIMATED LARGEST FOREIGN FLOW



### TOP 5 GAINERS

	Today	Previous	Change (%)
RAIGAM SALTERNS	6.30	5.30	18.87%
COLOMBO INVESTMENT TRUST	117.75	99.80	17.99%
MALWATTE [NON-VOTING]	8.50	7.60	11.84%
ON'ALLY	34.40	31.30	9.90%
SAMSON INTERNAT.	147.25	134.25	9.68%

### TOP 5 LOSERS

	Today	Previous	Change (%)
NATION LANKA	0.70	0.80	-12.50%
AMF CO LTD	262.75	297.75	-11.75%
BERUWALA RESORTS	0.80	0.90	-11.11%
C T LAND	27.50	29.90	-8.03%
SOFTLOGIC CAP	3.60	3.90	-7.69%

### TOP 5 TURNOVER

	Price	Volume ('Mn)	Turnover ('Mn)
BROWNS INVSTMNTS	6.00	105.6	645.92
JKH	150.75	3.4	503.56
HAYLEYS	75.90	3.4	257.09
DIPPED PRODUCTS	56.20	4.3	246.04
EXPOLANKA	49.70	4.9	242.87

### TOP 5 VOLUME

	Price	Volume ('Mn)	Turnover ('Mn)
BROWNS INVSTMNTS	6.00	105.6	645.92
PIRAMAL GLASS	11.20	6.0	66.78
EXPOLANKA	49.70	4.9	242.87
DIPPED PRODUCTS	56.20	4.3	246.04
HAYLEYS	75.90	3.4	257.09

## GLOBAL MARKETS & COMMODITIES

### GLOBAL COMMODITY PRICES

	Current	Last Month	Change (%)
Crude Oil USD/bbl	59.7	60.5	-1.2%
Gold USD/t oz	1,745.6	1,687.4	3.4%
Copper USD/lb.	407.4	400.9	1.6%
Cotton USD/lb.	81.7	80.3	1.7%
Aluminum USD/MT	2,282.5	2,231.0	2.3%

### CRUDE OIL MOVEMENT



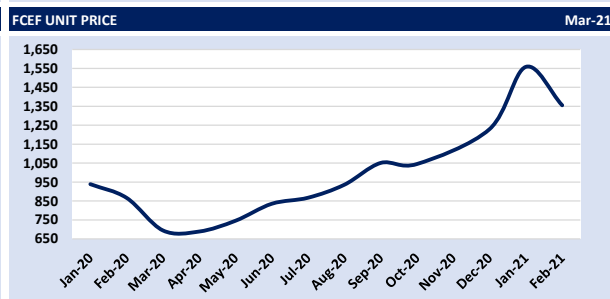
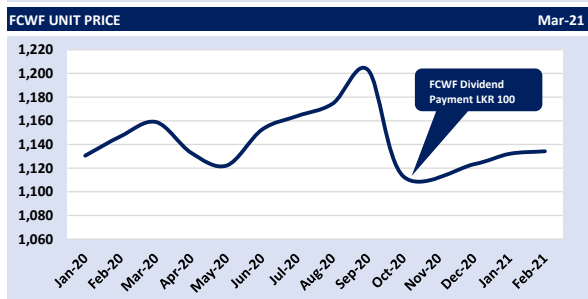
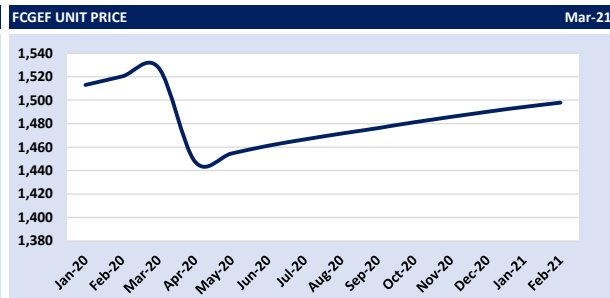
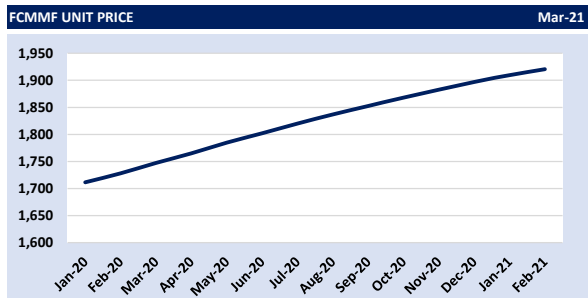
### GLOBAL MARKETS

	Current	Last Month	Change (%)
DOW JONES	33,503.6	33,067.0	1.3%
EURO STOXX 50	3,981.8	3,920.0	1.6%
FTSE 100	6,934.9	6,757.2	2.6%
NIKKEI 225	29,768.1	29,178.8	2.0%

# UNIT TRUSTS

	Sell Price	Buy Price	AUM LKR 'Mn	Avg. Yield	Information on Fees		
	LKR	LKR	As at Mar 2021		Mgmt Fee	Trustee fee	Performance Fee
First Capital Money Market Fund	1,935.45	1,935.45	21,486	7.27%	0.50% p.a.	0.15% p.a.	N/A
First Capital Gilt Edge Fund	1,503.10	1,503.10	54	-1.69%	0.50% p.a.	0.15% p.a.	N/A
First Capital Wealth Fund	1,141.94	1,141.91	262	7.29%	1.10% p.a.	0.225% p.a.	N/A
First Capital Equity Fund	1,392.61	1,322.98	79	N/A	1.00% p.a.	0.23% p.a.	25% over ASTRI

TRAILING RETURNS (%)							Performance as of	Mar-21
FIXED INCOME FUNDS	YTD	2019/20	2018/19	2017/18	2016/17	2015/16	Since Inception	
First Capital Money Market Fund	10.60%	13.94%	12.96%	11.92%	10.39%	7.92%	10.94%	
First Capital Gilt Edge Fund	-1.69%	6.80%	7.56%	9.14%	19.06%	4.17%	7.70%	
First Capital Wealth Fund	7.29%	10.83%	11.40%	11.32%	10.63%	4.90%	10.93%	
BALANCED FUND	YTD	2018/19	2017/18	2016/17	2015/16	2014/15	Since Inception	
First Capital Equity Fund	95.65%	-19.47%	0.96%	1.62%	-4.33%	0.00%	35.90%	
ASTRI*	56.00%	-1.37%	7.30%	0.33%	-14.94%	0.00%	1.53%	
<b>Out/(Under) Performance</b>	<b>39.65%</b>	<b>-18.10%</b>	<b>-6.34%</b>	<b>1.30%</b>	<b>10.61%</b>		<b>34.37%</b>	



**7.30% P.A.\***  
 Current yield as at 30/03/2021

**THE FIRST CAPITAL MONEY MARKET FUND**  
 AS ATTRACTIVE AS A FIXED DEPOSIT WITH THE FLEXIBILITY OF A SAVINGS ACCOUNT

\*The current yield is variable and subject to change. Past performance is not an indicator of future performance. Investors are advised to read and understand the contents of the Explanatory Memorandum before investing.

For more information on this opportunity  
 SMS: FC<space>Name to 8866 or Call: 0771 764 799 | 0771 535 465

## GREATER ACCESS TO YOUR INVESTMENTS

The First Capital Online Portal enables our customers to monitor investments within the First Capital Group at their convenience.

Log on to [online.firstcapital.lk](https://online.firstcapital.lk) or contact your relationship manager to find out more.





First Capital

## First Capital Holdings PLC

No.2, Deal Place,  
Colombo 3

Tel: +94 11 2145 000  
Fax: +94 11 2145 050

### RESEARCH

Dimantha Mathew	+94 11 2639 853	Vidushika Perera	+94 11 2639 864
Atchuthan Srirangan	+94 11 2639 863		
Hiruni Perera	+94 11 2639 864		

### GOVERNMENT SECURITIES SALES

Anjelo Simmons	+94 77 3031 636	Neminda Jayawardena	+94 76 6644 080
Anushka Dissanayake	+94 77 2220 021	Arun Kandasamy	+94 75 4861 506
Anushi Ranawaka	+94 77 3876 819		

### CORPORATE DEBT SALES

Nethalie De Mel	+94 11 2639 854		
-----------------	-----------------	--	--

### EQUITY SALES

<b>CEO</b>	Jaliya Wijeratne	+94 70 2910 042	<b>Negombo</b>	
			Priyanka Anuruddha	+94 70 2910 035
<b>Colombo</b>			Priyantha Wijesiri	+94 70 2910 036
Rasika Indra Kumara	+94 77 7072 698			
Isuru Jayawardena	+94 76 7084 953			
Nishantha Mudalige	+94 70 2910 041			
Ifadh Marikar	+94 77 9625 679			
Thushara Pathiraja	+94 70 2910 037			

### UNIT TRUST SALES

Kavin Karunamoorthy	+94 77 0328 060	Imali Abeygunawardena	+94 77 1764 799
---------------------	-----------------	-----------------------	-----------------

### BRANCHES

<b>Kandy</b>	<b>Kurunegala</b>	<b>Matara</b>	<b>Negombo</b>
2nd Floor, No.121 Kotugodella Veediya (E L Senanayake Veediya) Kandy 20000.	Ground Floor No. 42, Mihindu Mawatha, Kurunegala 60000.	2nd Floor, E.H. Cooray Building No: 24, 1/3, Anagarika Dharmapala Mawatha, Matara 81000.	1st Floor No: 163B, Colombo Road, Negombo 11500.
<b>Manager: Salinda Samarakoon</b>	<b>Manager:</b>	<b>Manager: Rohana Jayakody</b>	<b>Manager:</b>
Tel: +94 81 2236 010	Tel: +94 37 2222 930	Tel: +94 41 2222 988	Tel: +94 31 2233 299

### Disclaimer:

This Review is prepared and issued by First Capital Holdings PLC based on information in the public domain, internally developed and other sources, believed to be correct. Although all reasonable care has been taken to ensure the contents of the Review are accurate, First Capital Holdings PLC and/or its Directors, employees, are not responsible for the correctness, usefulness, reliability of same. First Capital Holdings PLC may act as a Broker in the investments which are the subject of this document or related investments and may have acted on or used the information contained in this document, or the research or analysis on which it is based, before its publication. First Capital Holdings PLC and/or its principal, their respective Directors, or Employees may also have a position or be otherwise interested in the investments referred to in this document. This is not an offer to sell or buy the investments referred to in this document. This Review may contain data which are inaccurate and unreliable. You hereby waive irrevocably any rights or remedies in law or equity you have or may have against First Capital Holdings PLC with respect to the Review and agree to indemnify and hold First Capital Holdings PLC and/or its principal, their respective directors and employees harmless to the fullest extent allowed by law regarding all matters related to your use of this Review. No part of this document may be reproduced, distributed or published in whole or in part by any means to any other person for any purpose without prior permission.

### About us:

This report providing a snapshot of fixed income, equity and unit trust is composed and circulated by First Capital Holdings PLC an investment bank in Sri Lanka. The company operates in the capital market of Sri Lanka with operations in government securities - treasury bills and bonds, stock brokering and share market investments, asset management, private wealth management, retirement planning, personal financial planning, unit trust, margin trading, capital market research, trustee services, corporate finance advisory services including corporate debt structuring (debentures, trust certificates, commercial papers), valuations, restructuring, mergers and acquisitions, initial public offerings (IPOs) and project advisory. The First Capital Group consists of First Capital Treasuries PLC, First Capital Limited, First Capital Markets Limited, First Capital Asset Management Limited and First Capital Equities (Private) Limited covering Colombo, Negombo, Matara, Kandy and Kurunegala.