



First Capital

# DAILY MARKET WATCH

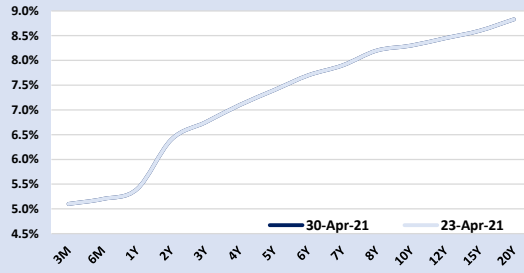
First Capital Research

April 30, 2021

## FIXED INCOME

## "Gilt yields flat as investors remain grim"

### YIELD CURVE BASED ON MID RATES & MARKET COMMENTARY



The secondary bond market witnessed very limited activities and ultra-thin volumes while the yield curve remained broadly unchanged. With limited activities, trades were witnessed in the short tenor 01.09.23 maturity at 6.45%.

### T-BILLS & T-BONDS 2 WAY QUOTE AND CHANGE OVER LAST WEEK

Tenure	Bid	Offer	Today	Last Week	Change (bps)
< 91 Days < 3M	5.15%	5.05%	5.10%	5.10%	0
< 182 Days < 6M	5.25%	5.15%	5.20%	5.20%	0
< 364 Days < 1Y	5.45%	5.35%	5.40%	5.40%	0
15-May-23 < 2Y	6.45%	6.35%	6.40%	6.40%	0
15-Jun-24 < 3Y	6.80%	6.70%	6.75%	6.75%	0
01-May-25 < 4Y	7.20%	7.00%	7.10%	7.10%	0
01-Feb-26 < 5Y	7.45%	7.35%	7.40%	7.40%	0
15-Aug-27 < 6Y	7.80%	7.60%	7.70%	7.70%	0
01-May-28 < 7Y	8.00%	7.80%	7.90%	7.90%	0
01-May-29 < 8Y	8.30%	8.10%	8.20%	8.20%	0
15-Mar-31 < 10Y	8.40%	8.20%	8.30%	8.30%	0
15-Jan-33 < 12Y	8.55%	8.35%	8.45%	8.45%	0
15-Mar-35 < 15Y	8.70%	8.50%	8.60%	8.60%	0
01-Jan-41 < 20Y	8.95%	8.70%	8.83%	8.83%	0

## PRIMARY AUCTION

T-BILL AUCTION				WEEK ENDING 30-Apr-21		
Tenor	Current	Previous	Change	Offered	Bids	Accepted
	28-Apr-21	21-Apr-21	(bps)	LKR ('Mn)	LKR ('Mn)	LKR ('Mn)
91 days	5.11%	5.10%	1	9,000	28,040	24,085
182 Days	5.14%	5.13%	1	18,000	18,359	4,034
364 Days	5.18%	5.18%	0	18,000	18,000	1,775
Date of Settlement 30-Apr-21				45,000	64,399	29,894

T-BOND AUCTION					WEEK ENDING 7-May-21	
Bond Type	Yield	Offered	Bids	Accepted		
06.30%2023'A'	6.50%	30,000	39,749	22,049		
06.75%2026'A'	7.25%	25,000	24,250	2,000		
09.00%2032'A'	8.44%	25,000	44,750	20,500		
<b>TOTAL</b>		<b>80,000</b>	<b>108,749</b>	<b>44,549</b>		

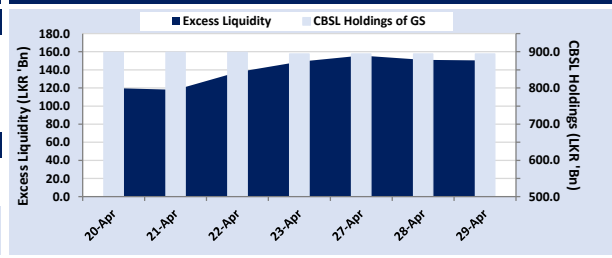
  

Maturity Table for Next Week			WEEK ENDING 7-May-21	
Type	LKR ('Mn)	USD ('Mn)		
T-Bills	31,595			
T-Bonds	0			
T-Bond Interest	0			
SLDBs/Sovereign Bonds		0		
<b>TOTAL</b>	<b>31,595</b>	<b>0</b>		

## LIQUIDITY, CBSL HOLDINGS & MARKET INTEREST RATES

MARKET LIQUIDITY	30-Apr-21	Repo	Reverse Repo
<b>Mid-day Auction</b>		[LKR 'Bn]	[LKR 'Bn]
Offered		0.0	0.0
Bids		N/A	N/A
Accepted		N/A	N/A
Weighted Average Rate (%)		N/A	N/A
<b>Standing Facility</b>		SDF	SLF
Rate		4.50%	5.50%
Value [LKR 'Bn]		151.3	0.0
<b>O/N Surplus/(Deficit)</b>			151.3
<b>CBSL Holdings of Government Securities [LKR 'Bn]</b>			893.9

### EXCESS LIQUIDITY & CBSL HOLDINGS OF GOVERNMENT SECURITIES



MONEY MARKET RATES					
		High	Low	W.Avg	Value [LKR 'Bn]
Call Money	30-Apr-21	4.70%	4.60%	4.64%	9.8
Repo Rates	30-Apr-21	4.75%	4.60%	4.68%	13.8

MARKET INTEREST RATES			
	23-Apr-21	Last Month	Change (bps)
AWPLR	5.54%	5.75%	-21
FD Ceiling Rate (1 Year)	2Q2021 7.11%		

OUTSTANDING STOCK [GSEC]			
	21-Apr-21	Previous Week	Change (%)
T-Bills [LKR 'Mn]	1,750,912	1,749,309	0.1%
T-Bonds [LKR 'Mn]	6,016,912	6,006,427	0.2%
<b>TOTAL</b>	<b>7,767,824</b>	<b>7,755,736</b>	<b>0.2%</b>
Foreign Holding [LKR 'Mn]	6,198	6,197	0.0%
Foreign Holding (%)	0.1%	0.1%	

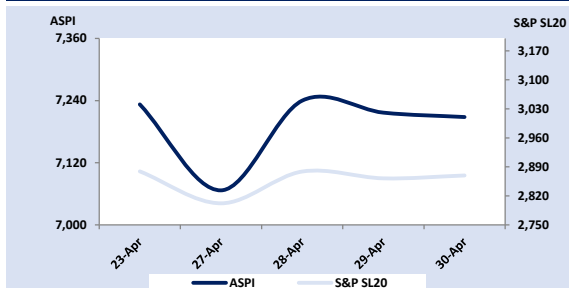
## GLOBAL OUTLOOK FOR INTEREST RATES AND EXCHANGE RATES

US TREASURIES						EXCHANGE RATES				
	26-Apr-21	19-Apr-21	Change (bps)	Last Month	Change (bps)		30-Apr-21	Last Month	Change (%)	
1 Year	0.06%	0.06%	0	0.07%	-1	USA	Dollar	199.54	192.00	-3.8%
2 Year	0.18%	0.14%	4	0.16%	2	UK	Pound	278.31	267.73	-3.8%
5 Year	0.85%	0.85%	0	0.92%	-7	EU	Euro	241.83	231.26	-4.4%
10 Year	1.58%	1.67%	-9	1.74%	-16	Japan	Yen	1.83	1.78	-3.1%
30 Year	2.24%	2.37%	-13	2.41%	-17	Australia	Dollar	155.08	148.94	-4.0%

# EQUITY

## "Short week ended in a bearish pose"

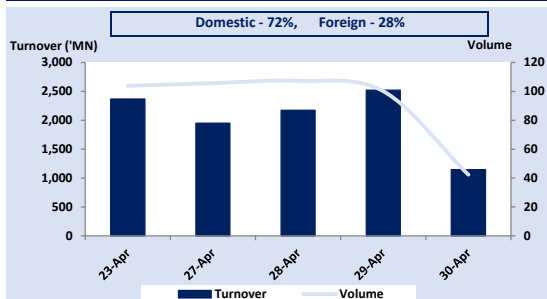
### MARKET INDICES



### MARKET PERFORMANCE

	Today	Previous	Change (%)
ASPI	7,208.20	7,216.70	-0.12%
S&P SL20	2,869.25	2,862.32	0.24%
Turnover (LKR 'Mn)	1,144.36	2,520.77	-54.60%
Volume ('Mn)	42.35	100.14	-57.71%
Market Cap. (LKR 'Bn)	3,178.80	3,182.55	-0.12%
Market Cap. (USD 'Bn)	15.93	15.95	-0.12%
Traded Companies	213	238	-10.50%
Foreign Purchases (LKR 'Mn)	212.82	63.02	237.68%
Foreign Sales (LKR 'Mn)	439.25	839.06	-47.65%
Net Foreign flow (LKR 'Mn)	-226.43	-776.04	70.82%

### MARKET TURNOVER & VOLUME



### MTD Net Foreign Flow (LKR 'Mn)

-3,772.74

### YTD Net Foreign Flow (LKR 'Mn)

-21,456.03

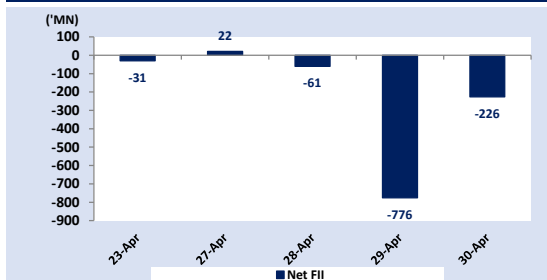
### MARKET COMMENTARY

Wrapping up the week with a short trading day, bourse ended in the red zone amidst notable swing momentum prevailing throughout the session. ASPI exhibited high volatility at the beginning and thereafter tracked a bumpy upward trend followed by a sharp downfall to conclude at 7,208 losing 9 points. The turnover was recorded at a 1-month low of LKR 1.1Bn and the Capital Goods sector led the turnover for the session followed by Food, Beverage & Tobacco sector generating a joint contribution of 61%. Parcel trades accounted for 35% of the turnover. Foreign investors remained net sellers while recording high participation.

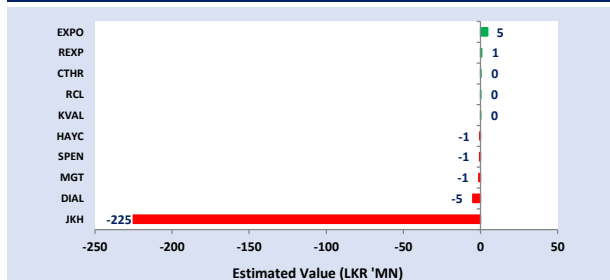
### MAJOR CROSSINGS

Stock	No. of Crossings	Price [LKR]	Quantity	Total Crossings
JKH	2	140.00	1,522,000	4
CTC	1	905.50	113,732	

### NET FOREIGN FLOW



### ESTIMATED LARGEST FOREIGN FLOW



### TOP 5 GAINERS

	Today	Previous	Change (%)
S M B LEASING	0.50	0.40	25.00%
MACKWOODS ENERGY	2.90	2.60	11.54%
CARGO BOAT	63.10	57.00	10.70%
COLOMBO INVESTMENT TRUST	137.00	124.75	9.82%
ASIA CAPITAL	5.40	5.00	8.00%

### TOP 5 LOSERS

	Today	Previous	Change (%)
BLUE DIAMONDS [ NON-VOTING]	0.30	0.40	-25.00%
AMANA LIFE	7.80	9.30	-16.13%
TRANS ASIA	51.40	60.00	-14.33%
ODEL PLC	18.50	20.40	-9.31%
BIMPUTH FINANCE	6.10	6.70	-8.96%

### TOP 5 TURNOVER

	Price	Volume ('Mn)	Turnover ('Mn)
JKH	141.00	1.8	249.49
EXPOLANKA	46.70	4.4	205.29
CEYLON TOBACCO	970.00	0.1	103.15
BROWNS INVSTMNTS	6.40	15.4	98.81
ROYAL CERAMIC	35.00	2.3	81.18

### TOP 5 VOLUME

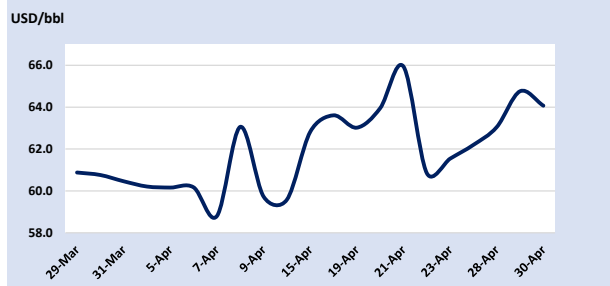
	Price	Volume ('Mn)	Turnover ('Mn)
BROWNS INVSTMNTS	6.40	15.4	98.81
EXPOLANKA	46.70	4.4	205.29
ROYAL CERAMIC	35.00	2.3	81.18
INDUSTRIAL ASPH.	0.40	1.8	0.72
JKH	141.00	1.8	249.49

## GLOBAL MARKETS & COMMODITIES

### GLOBAL COMMODITY PRICES

	Current	Last Month	Change (%)
Crude Oil USD/bbl	64.1	60.5	6.0%
Gold USD/t oz	1,766.9	1,687.4	4.7%
Copper USD/lb.	450.2	400.9	12.3%
Cotton USD/lb.	86.6	80.3	7.8%
Aluminum USD/MT	2,417.0	2,231.0	8.3%

### CRUDE OIL MOVEMENT



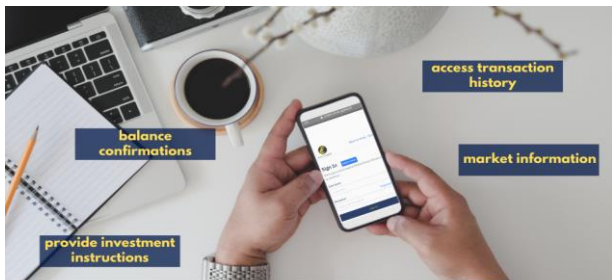
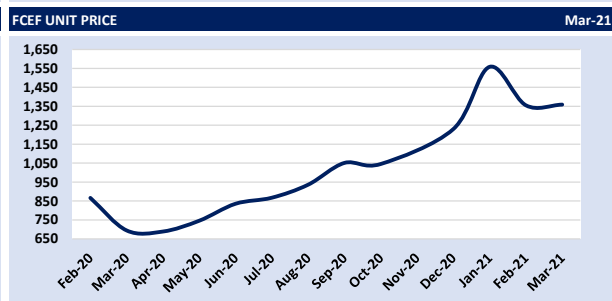
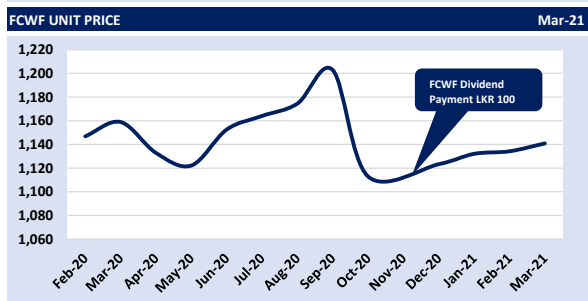
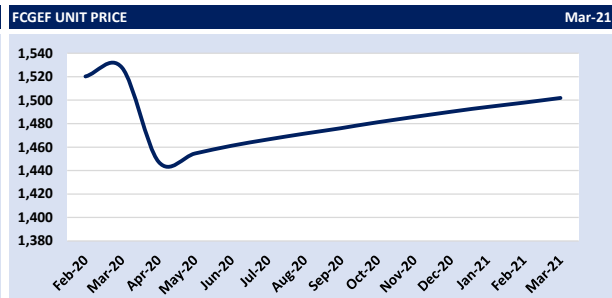
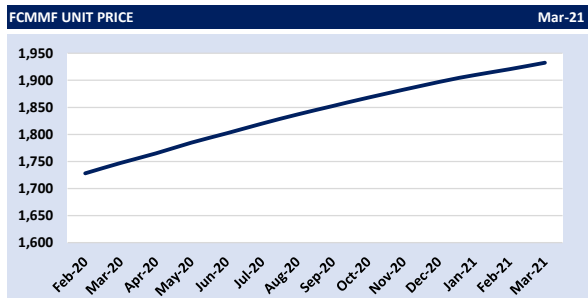
### GLOBAL MARKETS

	Current	Last Month	Change (%)
DOW JONES	34,060.4	33,067.0	3.0%
EURO STOXX 50	3,993.0	3,920.0	1.9%
FTSE 100	6,967.6	6,757.2	3.1%
NIKKEI 225	28,812.6	29,178.8	-1.3%

# UNIT TRUSTS

	Sell Price	Buy Price	AUM LKR 'Mn	Avg. Yield	Information on Fees		
	LKR	LKR	As at Mar 2021		Mgmt Fee	Trustee fee	Performance Fee
First Capital Money Market Fund	1,943.38	1,943.38	21,486	7.27%	0.50% p.a.	0.15% p.a.	N/A
First Capital Gilt Edge Fund	1,506.57	1,506.57	54	-1.69%	0.50% p.a.	0.15% p.a.	N/A
First Capital Wealth Fund	1,145.49	1,145.46	262	7.29%	1.10% p.a.	0.225% p.a.	N/A
First Capital Equity Fund	1,306.15	1,240.84	79	N/A	1.00% p.a.	0.23% p.a.	25% over ASTRI

TRAILING RETURNS (%)							Performance as of	Mar-21
FIXED INCOME FUNDS		YTD	2019/20	2018/19	2017/18	2016/17	2015/16	Since Inception
First Capital Money Market Fund		10.60%	13.94%	12.96%	11.92%	10.39%	7.92%	10.94%
First Capital Gilt Edge Fund		-1.69%	6.80%	7.56%	9.14%	19.06%	4.17%	7.70%
First Capital Wealth Fund		7.29%	10.83%	11.40%	11.32%	10.63%	4.90%	10.93%
BALANCED FUND		YTD	2018/19	2017/18	2016/17	2015/16	2014/15	Since Inception
First Capital Equity Fund		95.65%	-19.47%	0.96%	1.62%	-4.33%	0.00%	35.90%
ASTRI*		56.00%	-1.37%	7.30%	0.33%	-14.94%	0.00%	1.53%
<b>Out/(Under) Performance</b>		<b>39.65%</b>	<b>-18.10%</b>	<b>-6.34%</b>	<b>1.30%</b>	<b>10.61%</b>		<b>34.37%</b>



## GREATER ACCESS TO YOUR INVESTMENTS

The First Capital Online Portal enables our customers to monitor investments within the First Capital Group at their convenience.

Log on to [online.firstcapital.lk](https://online.firstcapital.lk) or contact your relationship manager to find out more.





First Capital

# First Capital Holdings PLC

No.2, Deal Place,  
Colombo 3

Tel: +94 11 2145 000  
Fax: +94 11 2145 050

## RESEARCH

Dimantha Mathew	+94 11 2639 853	Vidushika Perera	+94 11 2639 864
Atchuthan Srirangan	+94 11 2639 863		
Hiruni Perera	+94 11 2639 864		

## GOVERNMENT SECURITIES SALES

Anjelo Simmons	+94 77 3031 636	Neminda Jayawardena	+94 76 6644 080
Anushka Dissanayake	+94 77 2220 021	Arun Kandasamy	+94 75 4861 506
Anushi Ranawaka	+94 77 3876 819		

## CORPORATE DEBT SALES

Nethalie De Mel	+94 11 2639 854
-----------------	-----------------

## EQUITY SALES

<b>CEO</b>	Jaliya Wijeratne	+94 70 2910 042	<b>Negombo</b>	
			Priyanka Anuruddha	+94 70 2910 035
<b>Colombo</b>			Priyantha Wijesiri	+94 70 2910 036
Rasika Indra Kumara	+94 77 7072 698			
Isuru Jayawardena	+94 76 7084 953			
Nishantha Mudalige	+94 70 2910 041			
Ifadh Marikar	+94 77 9625 679			
Anushka Buddhika	+94 71 4310 600			
Thushara Pathiraja	+94 70 2910 037			

## UNIT TRUST SALES

Kavin Karunamoorthy	+94 77 0328 060	Imali Abeygunawardena	+94 77 1764 799
---------------------	-----------------	-----------------------	-----------------

## BRANCHES

<b>Kandy</b>	<b>Kurunegala</b>	<b>Matara</b>	<b>Negombo</b>
2nd Floor, No.121 Kotugodella Veediya (E L Senanayake Veediya) Kandy 20000.	Ground Floor No. 42, Mihindu Mawatha, Kurunegala 60000.	2nd Floor, E.H. Cooray Building No: 24, 1/3, Anagarika Dharmapala Mawatha, Matara 81000.	1st Floor No: 163B, Colombo Road, Negombo 11500.
<b>Manager: Salinda Samarakoon</b>	<b>Manager:</b>	<b>Manager: Rohana Jayakody</b>	<b>Manager:</b>
Tel: +94 81 2236 010	Tel: +94 37 2222 930	Tel: +94 41 2222 988	Tel: +94 31 2233 299

## Disclaimer:

This Review is prepared and issued by First Capital Holdings PLC based on information in the public domain, internally developed and other sources, believed to be correct. Although all reasonable care has been taken to ensure the contents of the Review are accurate, First Capital Holdings PLC and/or its Directors, employees, are not responsible for the correctness, usefulness, reliability of same. First Capital Holdings PLC may act as a Broker in the investments which are the subject of this document or related investments and may have acted on or used the information contained in this document, or the research or analysis on which it is based, before its publication. First Capital Holdings PLC and/or its principal, their respective Directors, or Employees may also have a position or be otherwise interested in the investments referred to in this document. This is not an offer to sell or buy the investments referred to in this document. This Review may contain data which are inaccurate and unreliable. You hereby waive irrevocably any rights or remedies in law or equity you have or may have against First Capital Holdings PLC with respect to the Review and agree to indemnify and hold First Capital Holdings PLC and/or its principal, their respective directors and employees harmless to the fullest extent allowed by law regarding all matters related to your use of this Review. No part of this document may be reproduced, distributed or published in whole or in part by any means to any other person for any purpose without prior permission.

## About us:

This report providing a snapshot of fixed income, equity and unit trust is composed and circulated by First Capital Holdings PLC an investment bank in Sri Lanka. The company operates in the capital market of Sri Lanka with operations in government securities - treasury bills and bonds, stock brokering and share market investments, asset management, private wealth management, retirement planning, personal financial planning, unit trust, margin trading, capital market research, trustee services, corporate finance advisory services including corporate debt structuring (debentures, trust certificates, commercial papers), valuations, restructuring, mergers and acquisitions, initial public offerings (IPOs) and project advisory. The First Capital Group consists of First Capital Treasuries PLC, First Capital Limited, First Capital Markets Limited, First Capital Asset Management Limited and First Capital Equities (Private) Limited covering Colombo, Negombo, Matara, Kandy and Kurunegala.