



First Capital

DAILY MARKET WATCH

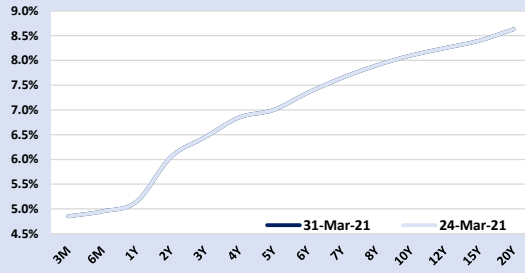
First Capital Research

March 31, 2021

FIXED INCOME

"Bond market sees dried up activities"

YIELD CURVE BASED ON MID RATES & MARKET COMMENTARY



The secondary market yield curve continued to remain unchanged while overall market witnessed limited activities. In the short end of the yield curve, 01.10.22 and 15.12.22 maturities changed hands at 5.85% and 5.87% respectively. In the belly end of the curve, 01.08.24 traded in the range of 6.62%-6.65%.

T-BILLS & T-BONDS 2 WAY QUOTE AND CHANGE OVER LAST WEEK

Tenure	Bid	Offer	Today	Last Week	Change (bps)
< 91 Days < 3M	4.90%	4.80%	4.85%	4.85%	0
< 182 Days < 6M	5.00%	4.90%	4.95%	4.95%	0
< 364 Days < 1Y	5.20%	5.10%	5.15%	5.15%	0
15-Mar-23 < 2Y	6.10%	6.00%	6.05%	6.05%	0
15-Mar-24 < 3Y	6.50%	6.40%	6.45%	6.45%	0
01-May-25 < 4Y	6.90%	6.80%	6.85%	6.85%	0
15-Jan-26 < 5Y	7.05%	6.95%	7.00%	7.00%	0
15-Jan-27 < 6Y	7.45%	7.25%	7.35%	7.35%	0
01-May-28 < 7Y	7.75%	7.55%	7.65%	7.65%	0
01-May-29 < 8Y	8.00%	7.80%	7.90%	7.90%	0
15-Mar-31 < 10Y	8.20%	8.00%	8.10%	8.10%	0
15-Jan-33 < 12Y	8.35%	8.15%	8.25%	8.25%	0
15-Mar-35 < 15Y	8.50%	8.30%	8.40%	8.40%	0
01-Jan-41 < 20Y	8.75%	8.50%	8.63%	8.63%	0

PRIMARY AUCTION

T-BILL AUCTION				WEEK ENDING 1-Apr-21		
Tenor	Current	Previous	Change	Offered	Bids	Accepted
	30-Mar-21	24-Mar-21	(bps)	LKR ('Mn)	LKR ('Mn)	LKR ('Mn)
91 days	5.05%	5.04%	1	10,000	10,160	2,985
182 Days	5.10%	5.08%	2	15,000	16,279	7,279
364 Days	N/A	5.11%	N/A	20,000	20,000	-
Date of Settlement 1-Apr-21				45,000	46,439	10,264

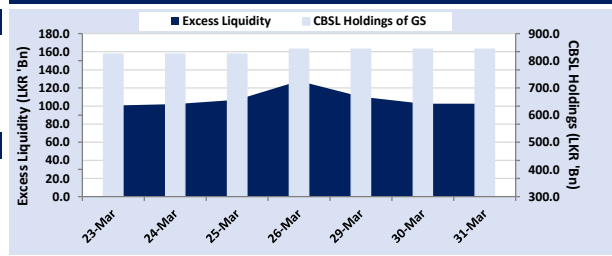
T-BOND AUCTION					WEEK ENDING 1-Apr-21	
Bond Type	Yield	Offered	Bids	Accepted		
06.30%2023 'A'	6.30%	25,000	26,393	14,143		
06.75%2026 'A'	7.05%	20,000	22,198	3,798		
09.00%2028 'B'	7.58%	15,000	21,750	9,500		
TOTAL		60,000	70,341	27,441		

Maturity Table for Next Week			WEEK ENDING 9-Apr-21	
Type	LKR ('Mn)	USD ('Mn)		
T-Bills	31,900			
T-Bonds	0			
T-Bond Interest	0			
SLDBs/Sovereign Bonds		0		
TOTAL	31,900	0		

LIQUIDITY, CBSL HOLDINGS & MARKET INTEREST RATES

MARKET LIQUIDITY	31-Mar-21	Repo	Reverse Repo
Mid-day Auction		[LKR 'Bn]	[LKR 'Bn]
Offered		0.0	0.0
Bids		N/A	N/A
Accepted		N/A	N/A
Weighted Average Rate (%)		N/A	N/A
Standing Facility		SDF	SLF
Rate		4.50%	5.50%
Value [LKR 'Bn]		167.2	64.6
O/N Surplus/(Deficit)			102.5
CBSL Holdings of Government Securities [LKR 'Bn]			842.3

EXCESS LIQUIDITY & CBSL HOLDINGS OF GOVERNMENT SECURITIES



MONEY MARKET RATES	High	Low	W.Avg	Value [LKR 'Bn]
Call Money 31-Mar-21	4.65%	4.60%	4.62%	11.4
Repo Rates 31-Mar-21	4.65%	4.60%	4.64%	16.1

MARKET INTEREST RATES	26-Mar-21	Last Month	Change (bps)
AWPLR	5.75%	5.69%	6
FD Ceiling Rate (1 Year)	7.01%		

OUTSTANDING STOCK [GSEC]	24-Mar-21	Previous Week	Change (%)
T-Bills [LKR 'Mn]	1,679,325	1,673,032	0.4%
T-Bonds [LKR 'Mn]	5,911,228	5,911,228	0.0%
TOTAL	7,590,553	7,584,260	0.1%
Foreign Holding [LKR 'Mn]	5,781	6,431	-10.1%
Foreign Holding (%)	0.1%	0.1%	

GLOBAL OUTLOOK FOR INTEREST RATES AND EXCHANGE RATES

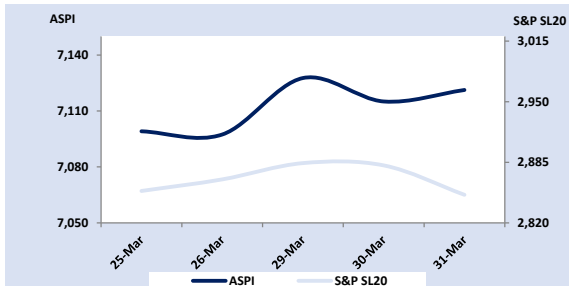
US TREASURIES	26-Mar-21	19-Mar-21	Change (bps)	Last Month	Change (bps)
1 Year	0.06%	0.07%	-1	0.08%	-2
2 Year	0.14%	0.16%	-2	0.14%	0
5 Year	0.85%	0.90%	-5	0.75%	10
10 Year	1.67%	1.74%	-7	1.44%	23
30 Year	2.37%	2.45%	-8	2.17%	20

EXCHANGE RATES	31-Mar-21	Last Month	Change (%)
USA Dollar	199.04	194.01	-2.5%
UK Pound	273.23	274.30	0.4%
EU Euro	233.09	235.95	1.2%
Japan Yen	1.80	1.83	1.7%
Australia Dollar	151.33	154.50	2.1%

EQUITY

"Stocks manage to eke a gain"

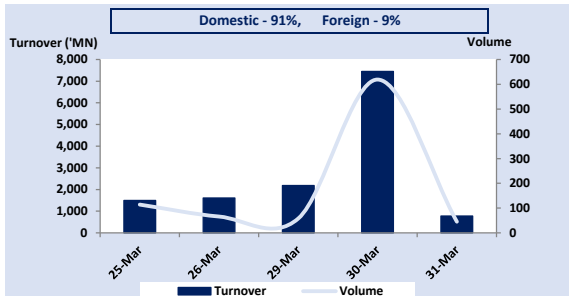
MARKET INDICES



MARKET PERFORMANCE

	Today	Previous	Change (%)
ASPI	7,121.28	7,115.12	0.09%
S&P SL20	2,850.12	2,881.67	-1.09%
Turnover (LKR 'Mn)	777.89	7,449.50	-89.56%
Volume ('Mn)	45.14	619.01	-92.71%
Market Cap. (LKR 'Bn)	3,111.26	3,108.57	0.09%
Market Cap. (USD 'Bn)	15.63	15.62	0.09%
Traded Companies	245	231	6.06%
Foreign Purchases (LKR 'Mn)	47.69	6,240.53	-99.24%
Foreign Sales (LKR 'Mn)	84.59	6,377.65	-98.67%
Net Foreign flow (LKR 'Mn)	-36.90	-137.12	73.09%

MARKET TURNOVER & VOLUME



MTD Net Foreign Flow (LKR 'Mn)

-4,211.44

YTD Net Foreign Flow (LKR 'Mn)

-17,683.29

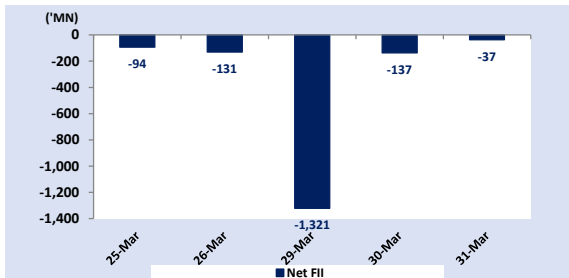
MARKET COMMENTARY

Bourse managed to eke a gain reverting the direction of the market back to positive despite a turnover of less than LKR 1Bn. Index saw a zig-zag movement within the first 30 minutes of trading, thereafter witnessed a volatile sideways movement during mid-day. Within the final 30 minutes of trading, market recorded an uptrend and closed at 7,121 gaining a mere 6 points. Capital Goods sector led the turnover for the session closely followed by Materials sector, making a joint contribution of 46%. Market experienced a net foreign outflow while recording low participation.

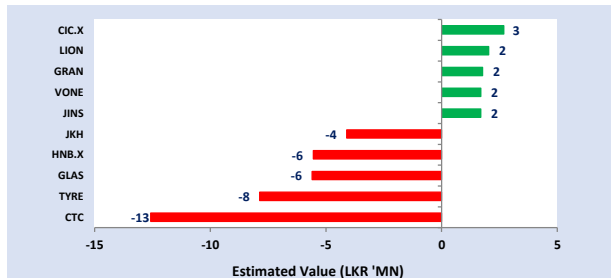
MAJOR CROSSINGS

Stock	No. of Crossings	Price [LKR]	Quantity	Total Crossings
EXPO	1	45.00	815,435	2
LION	1	540.00	50,000	

NET FOREIGN FLOW



ESTIMATED LARGEST FOREIGN FLOW



TOP 5 GAINERS

	Today	Previous	Change (%)
LANKA REALTY	38.90	33.60	15.77%
HNB FINANCE	8.90	7.80	14.10%
BLUE DIAMONDS	0.90	0.80	12.50%
MULLERS	1.10	1.00	10.00%
LAUGFS GAS	21.70	19.80	9.60%

TOP 5 LOSERS

	Today	Previous	Change (%)
BLUE DIAMONDS [NON-VOTING]	0.30	0.40	-25.00%
SERENDIB LAND	2,707.40	3,000.00	-9.75%
HDFC	33.40	36.60	-8.74%
COMMERCIAL BANK [NON-VOTING]	78.60	83.90	-6.32%
SEYLAN DEVTS	15.30	16.30	-6.13%

TOP 5 TURNOVER

	Price	Volume ('Mn)	Turnover ('Mn)
PIRAMAL GLASS	11.10	8.4	93.71
EXPOLANKA	45.00	1.8	82.17
HAYLEYS	60.80	1.1	66.55
RICHARD PIERIS	16.80	3.3	55.83
DIPPED PRODUCTS	46.40	0.9	42.41

TOP 5 VOLUME

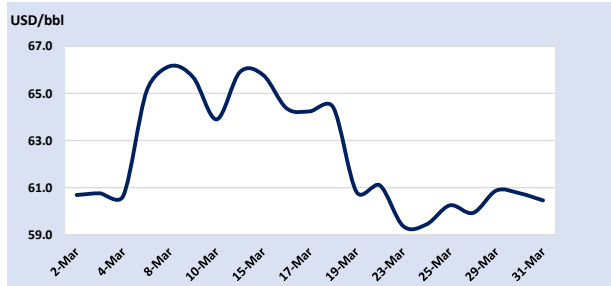
	Price	Volume ('Mn)	Turnover ('Mn)
PIRAMAL GLASS	11.10	8.4	93.71
BROWNS INVSTMNTS	5.50	7.4	40.63
INDUSTRIAL ASPH.	0.40	5.8	2.33
RICHARD PIERIS	16.80	3.3	55.83
SOFTLOGIC CAP	4.00	2.1	8.24

GLOBAL MARKETS & COMMODITIES

GLOBAL COMMODITY PRICES

	Current	Last Month	Change (%)
Crude Oil USD/bbl	60.5	63.5	-4.7%
Gold USD/t oz	1,687.4	1,791.1	-5.8%
Copper USD/lb.	400.9	433.1	-7.4%
Cotton USD/lb.	80.3	94.9	-15.4%
Aluminum USD/MT	2,231.0	2,184.5	2.1%

CRUDE OIL MOVEMENT



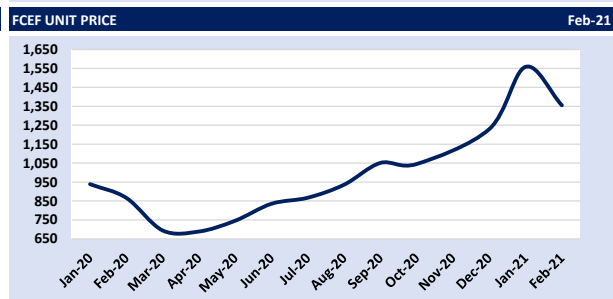
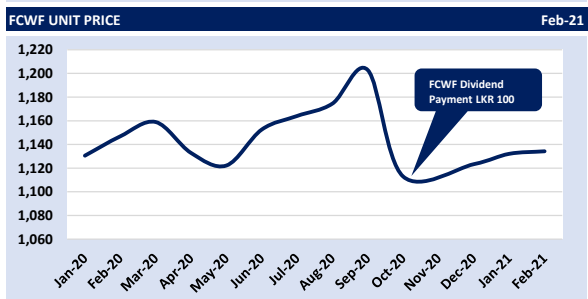
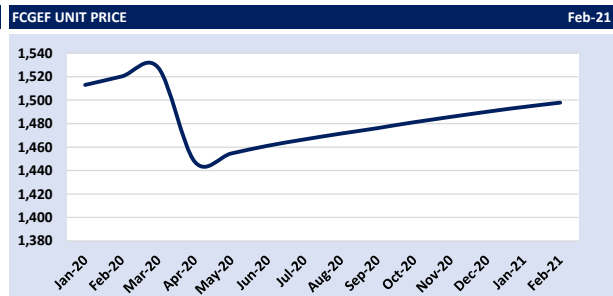
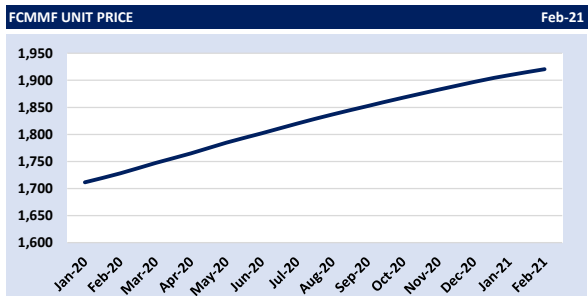
GLOBAL MARKETS

	Current	Last Month	Change (%)
DOW JONES	33,067.0	31,961.9	3.5%
EURO STOXX 50	3,920.0	3,712.1	5.6%
FTSE 100	6,757.2	6,679.5	1.2%
NIKKEI 225	29,178.8	30,168.3	-3.3%

UNIT TRUSTS

	Sell Price	Buy Price	AUM LKR 'Mn	Avg. Yield	Information on Fees		
	LKR	LKR	As at Feb 2021		Mgmt Fee	Trustee fee	Performance Fee
First Capital Money Market Fund	1,932.06	1,932.06	18,121	7.61%	0.50% p.a.	0.15% p.a.	N/A
First Capital Gilt Edge Fund	1,501.87	1,501.87	53	-2.13%	0.50% p.a.	0.15% p.a.	N/A
First Capital Wealth Fund	1,140.87	1,140.84	262	7.28%	1.10% p.a.	0.225% p.a.	N/A
First Capital Equity Fund	1,346.00	1,278.70	79	N/A	1.00% p.a.	0.23% p.a.	25% over ASTRI

TRAILING RETURNS (%)							Performance as of	Feb-21
FIXED INCOME FUNDS		YTD	2018/19	2017/18	2016/17	2015/16	2014/15	Since Inception
First Capital Money Market Fund		10.84%	12.96%	11.92%	10.39%	7.92%	7.20%	10.98%
First Capital Gilt Edge Fund		-2.13%	7.56%	9.14%	19.06%	4.17%	-3.46%	7.74%
First Capital Wealth Fund		7.28%	11.40%	11.32%	10.63%	4.90%	15.48%	10.96%
BALANCED FUND		YTD	2018/19	2017/18	2016/17	2015/16	2014/15	Since Inception
First Capital Equity Fund		95.11%	-19.47%	0.96%	1.62%	-4.33%	0.00%	35.52%
ASTRI*		10.38%	-1.37%	7.30%	0.33%	-14.94%	0.00%	6.53%
Out/(Under) Performance		84.73%	-18.10%	-6.34%	1.30%	10.61%		28.99%



7.20% P.A.
Current yield as at 21/03/2021

THE FIRST CAPITAL MONEY MARKET FUND

AS ATTRACTIVE AS A FIXED DEPOSIT WITH THE FLEXIBILITY OF A SAVINGS ACCOUNT

*The current yield is variable and subject to change. Past performance is not an indicator of future performance. Investors are advised to read and understand the contents of the Explanatory Memorandum before investing.

For more information on this opportunity, SMS FC<space>Name to 8866 or Call: 0771 764 799 | 0771 535 465

GREATER ACCESS TO YOUR INVESTMENTS

The First Capital Online Portal enables our customers to monitor investments within the First Capital Group at their convenience.

Log on to online.firstcapital.lk or contact your relationship manager to find out more.





First Capital

First Capital Holdings PLC

No.2, Deal Place,
Colombo 3

Tel: +94 11 2145 000
Fax: +94 11 2145 050

RESEARCH

Dimantha Mathew	+94 11 2639 853
Atchuthan Srirangan	+94 11 2639 863
Hiruni Perera	+94 11 2639 864

GOVERNMENT SECURITIES SALES

Anjelo Simmons	+94 77 3031 636	Neminda Jayawardena	+94 76 6644 080
Anushka Dissanayake	+94 77 2220 021	Arun Kandasamy	+94 75 4861 506
Anushi Ranawaka	+94 77 3876 819		

CORPORATE DEBT SALES

Nethalie De Mel	+94 11 2639 854
-----------------	-----------------

EQUITY SALES

CEO	Jaliya Wijeratne	+94 70 2910 042	Negombo	
			Priyanka Anuruddha	+94 70 2910 035
Colombo			Priyantha Wijesiri	+94 70 2910 036
Nishantha Mudalige		+94 70 2910 041		
Ifadh Marikar		+94 77 9625 679		
Thushara Pathiraja		+94 70 2910 037		

UNIT TRUST SALES

Kavin Karunamoorthy	+94 77 0328 060	Imali Abeygunawardena	+94 77 1764 799
---------------------	-----------------	-----------------------	-----------------

BRANCHES

Kandy	Kurunegala	Matara	Negombo
2nd Floor, No.121 Kotugodella Veediya (E L Senanayake Veediya) Kandy 20000.	Ground Floor No. 42, Mihindu Mawatha, Kurunegala 60000.	2nd Floor, E.H. Cooray Building No: 24, 1/3, Anagarika Dharmapala Mawatha, Matara 81000.	1st Floor No: 163B, Colombo Road, Negombo 11500.
Manager: Salinda Samarakoon	Manager:	Manager: Rohana Jayakody	Manager:
Tel: +94 81 2236 010	Tel: +94 37 2222 930	Tel: +94 41 2222 988	Tel: +94 31 2233 299

Disclaimer:

This Review is prepared and issued by First Capital Holdings PLC based on information in the public domain, internally developed and other sources, believed to be correct. Although all reasonable care has been taken to ensure the contents of the Review are accurate, First Capital Holdings PLC and/or its Directors, employees, are not responsible for the correctness, usefulness, reliability of same. First Capital Holdings PLC may act as a Broker in the investments which are the subject of this document or related investments and may have acted on or used the information contained in this document, or the research or analysis on which it is based, before its publication. First Capital Holdings PLC and/or its principal, their respective Directors, or Employees may also have a position or be otherwise interested in the investments referred to in this document. This is not an offer to sell or buy the investments referred to in this document. This Review may contain data which are inaccurate and unreliable. You hereby waive irrevocably any rights or remedies in law or equity you have or may have against First Capital Holdings PLC with respect to the Review and agree to indemnify and hold First Capital Holdings PLC and/or its principal, their respective directors and employees harmless to the fullest extent allowed by law regarding all matters related to your use of this Review. No part of this document may be reproduced, distributed or published in whole or in part by any means to any other person for any purpose without prior permission.

About us:

This report providing a snapshot of fixed income, equity and unit trust is composed and circulated by First Capital Holdings PLC an investment bank in Sri Lanka. The company operates in the capital market of Sri Lanka with operations in government securities - treasury bills and bonds, stock brokering and share market investments, asset management, private wealth management, retirement planning, personal financial planning, unit trust, margin trading, capital market research, trustee services, corporate finance advisory services including corporate debt structuring (debentures, trust certificates, commercial papers), valuations, restructuring, mergers and acquisitions, initial public offerings (IPOs) and project advisory. The First Capital Group consists of First Capital Treasuries PLC, First Capital Limited, First Capital Markets Limited, First Capital Asset Management Limited and First Capital Equities (Private) Limited covering Colombo, Negombo, Matara, Kandy and Kurunegala.