



First Capital  
A Janashakti Group Company

# DAILY FIXED INCOME & UNIT TRUST



February 20, 2023

## "Bullish sentiment scales down bond yields"

As the IMF board is considering approving and finalizing board level agreement for Sri Lanka, without China's assurance of debt-restructuring support, bullish sentiment reactivated in the secondary market while generating moderate volumes. Accordingly, buying interest witnessed on 01.07.25 maturity which was seen changing hands between 32.00%-31.85% while 15.05.26 maturity hovered in the range of 29.65%-29.15%. Moreover, mid tenor maturities 01.05.27 and 15.09.27 were also seen actively trading within 29.30%-28.50%.

## UNIT TRUSTS

19-Feb-23

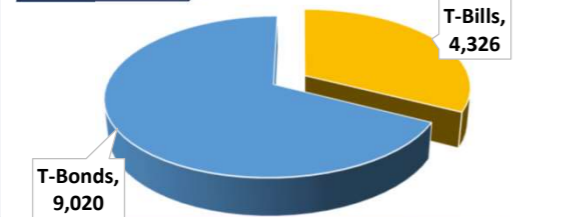
| First Capital Unit Trust Funds  |       | Sell Price | Buy Price | Avg. Yield   |
|---------------------------------|-------|------------|-----------|--------------|
|                                 |       | LKR        | LKR       | As at Nov-22 |
| First Capital Money Market Fund | FCMMF | 2,412.29   | 2,412.29  | 27.5%        |
| First Capital Gilt Edge Fund    | FCGEF | 1,906.16   | 1,906.16  | 21.3%        |
| First Capital Wealth Fund       | FCWF  | 1,043.91   | 1,043.88  | -1.1%        |
| First Capital Equity Fund       | FCEF  | 1,695.65   | 1,610.87  |              |

## EXCESS LIQUIDITY AND CBSL HOLDINGS

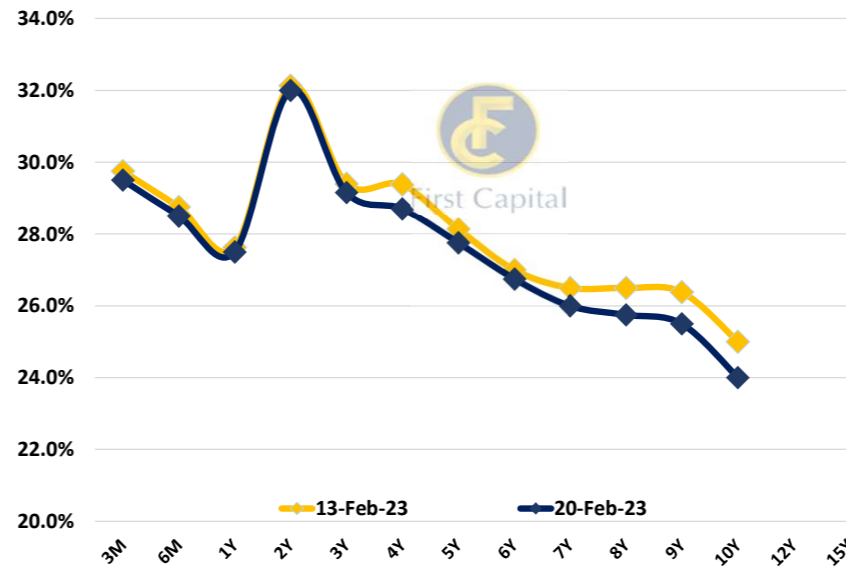


## OUTSTANDING STOCK [GSEC]

TOTAL (LKR Mn) 13,346.1 | WoW 0.3%



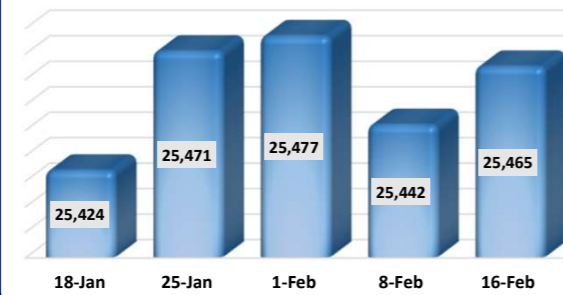
## BILLS AND BONDS YIELDS



| Tenure          | Bid    | Offer  | Today  | Last Week | Change (bps) |
|-----------------|--------|--------|--------|-----------|--------------|
| < 91 Days < 3M  | 30.00% | 29.00% | 29.50% | 29.75%    | -25          |
| < 182 Days < 6M | 29.00% | 28.00% | 28.50% | 28.75%    | -25          |
| < 364 Days < 1Y | 28.00% | 27.00% | 27.50% | 27.63%    | -13          |
| 15-Jan-25 < 2Y  | 32.25% | 31.75% | 32.00% | 32.13%    | -13          |
| 15-May-26 < 3Y  | 29.25% | 29.05% | 29.15% | 29.40%    | -25          |
| 15-Sep-27 < 4Y  | 28.80% | 28.60% | 28.70% | 29.38%    | -68          |
| 15-Jan-28 < 5Y  | 28.50% | 27.00% | 27.75% | 28.13%    | -38          |
| 01-Jan-29 < 6Y  | 27.50% | 26.00% | 26.75% | 27.00%    | -25          |
| 15-May-30 < 7Y  | 26.50% | 25.50% | 26.00% | 26.50%    | -50          |
| 15-May-31 < 8Y  | 26.25% | 25.25% | 25.75% | 26.50%    | -75          |
| 01-Jul-32 < 9Y  | 26.00% | 25.00% | 25.50% | 26.38%    | -88          |
| 15-Jan-33 < 10Y | 25.00% | 23.00% | 24.00% | 25.00%    | -100         |
| 15-Mar-35 < 12Y | N/A    | N/A    | N/A    | N/A       | N/A          |
| 15-Aug-39 < 15Y | N/A    | N/A    | N/A    | N/A       | N/A          |
| 01-Jan-41 < 20Y | N/A    | N/A    | N/A    | N/A       | N/A          |

## FOREIGN HOLDING (LKR MN)

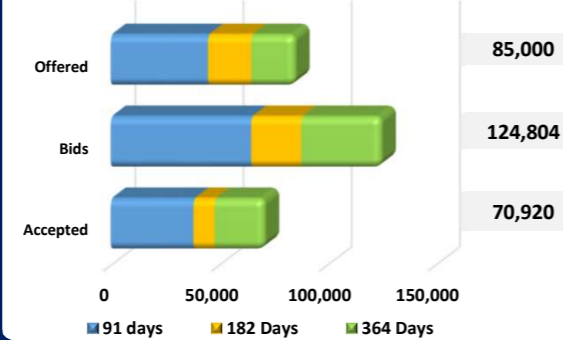
WoW 0.1%



## T-BILL AUCTION (LKR MN)

Auction Date 15-Feb-23

Settlement Date 17-Feb-23



| Tenure   | Yield (%) | Change (bps) |
|----------|-----------|--------------|
| 91 days  | 29.83%    | -5           |
| 184 days | 28.67%    | -5           |
| 364 days | 27.71%    | -1           |

## T-BOND AUCTION (LKR MN)

Auction Date 30-Jan-23

W.Avg 32.19% | W.Avg 29.21%



## MATURITY TABLE (LKR MN)

Week ending 24-Feb-23

