



First Capital
A Jansahithi Group Company

DAILY FIXED INCOME & UNIT TRUST



March 23, 2023

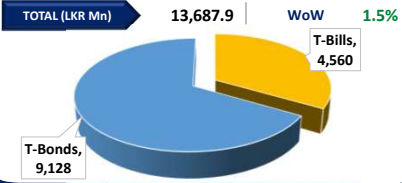
"Secondary market active on thin volumes"

Despite the deep plunge in treasury bill yields at yesterday's auction, secondary market witnessed slight selling pressure arising from domestic debt restructuring concerns and profit taking which led to supply side pressures. Meanwhile, thin volumes were observed on the secondary market today, where 01.07.25 maturity was traded at 30.50%-30.75% range.

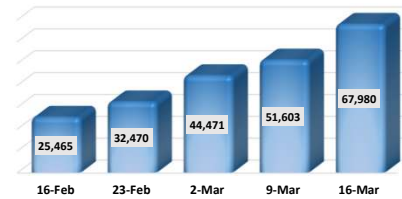
UNIT TRUSTS

First Capital Unit Trust Funds		22-Mar-23		
		Sell Price	Buy Price	Avg. Yield
		LKR	LKR	As at Nov-22
First Capital Money Market Fund	FCMMF	2,467.28	2,467.28	27.5%
First Capital Gilt Edge Fund	FCGEF	1,951.67	1,951.67	21.3%
First Capital Wealth Fund	FCWF	1,071.50	1,071.47	-1.1%
First Capital Equity Fund	FCEF	1,767.34	1,678.97	

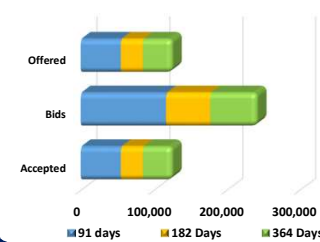
OUTSTANDING STOCK [GSEC]



FOREIGN HOLDING (LKR MN) WoW **31.7%**



T-BILL AUCTION (LKR MN)

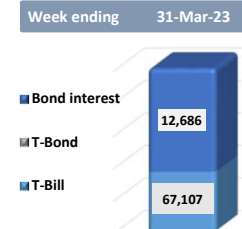


Auction Date	22-Mar-23
Settlement Date	24-Mar-23
91 days	26.23% ▼ ##### bps
184 days	26.12% ▼ ##### bps
364 days	24.32% ▼ ##### bps

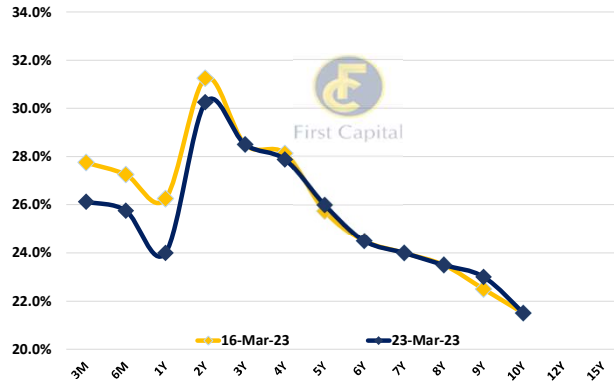
T-BOND AUCTION (LKR MN)



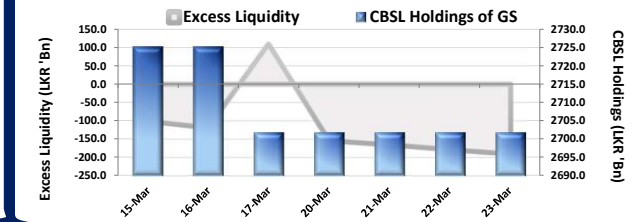
MATURITY TABLE (LKR MN)



BILLS AND BONDS YIELDS



EXCESS LIQUIDITY AND CBSL HOLDINGS



Tenure	Bid	Offer	Today	Last Week	Change (bps)
< 91 Days < 3M	26.50%	25.75%	26.13%	27.75%	-162
< 182 Days < 6M	26.25%	25.25%	25.75%	27.25%	-150
< 364 Days < 1Y	24.50%	23.50%	24.00%	26.25%	-225
07-Jan-25 < 2Y	30.50%	30.00%	30.25%	31.25%	-100
15-May-26 < 3Y	28.75%	28.25%	28.50%	28.50%	0
15-Sep-27 < 4Y	28.00%	27.75%	27.88%	28.13%	-25
15-Jan-28 < 5Y	26.50%	25.50%	26.00%	25.75%	+25
01-Jan-29 < 6Y	25.00%	24.00%	24.50%	24.50%	0
15-May-30 < 7Y	24.50%	23.50%	24.00%	24.00%	0
15-May-31 < 8Y	24.00%	23.00%	23.50%	23.50%	0
01-Jul-32 < 9Y	23.50%	22.50%	23.00%	22.50%	+50
15-Jan-33 < 10Y	23.00%	20.00%	21.50%	21.50%	0
15-Mar-35 < 12Y	N/A	N/A	N/A	N/A	N/A
15-Aug-39 < 15Y	N/A	N/A	N/A	N/A	N/A
01-Jan-41 < 20Y	N/A	N/A	N/A	N/A	N/A