



First Capital
A Jansahithi Group Company

DAILY FIXED INCOME & UNIT TRUST



March 24, 2023

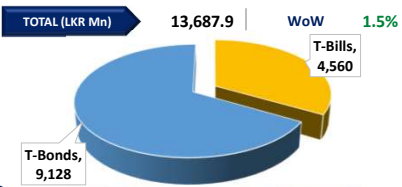
“Yields stay still as muted mode extended”

The secondary market continued to remain dull and generated ultra-thin volumes during the day on the back of rising concerns over possible domestic debt restructuring among investors. As a result, slight selling interest was witnessed on the mid end of the curve where 15.09.27 maturity was seen changing hands at 28.30%.

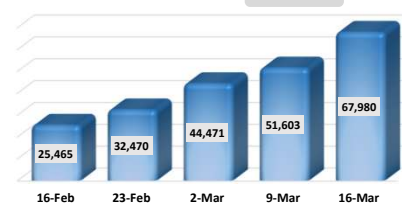
UNIT TRUSTS

First Capital Unit Trust Funds		Sell Price	Buy Price	Avg. Yield	
		LKR	LKR	As at Nov-22	
	First Capital Money Market Fund	FCMMF	2,469.04	2,469.04	27.5%
	First Capital Gilt Edge Fund	FCGEF	1,953.70	1,953.70	21.3%
	First Capital Wealth Fund	FCWF	1,072.00	1,071.97	-1.1%
	First Capital Equity Fund	FCEF	1,744.06	1,656.86	

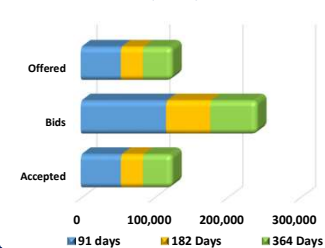
OUTSTANDING STOCK [GSEC]



FOREIGN HOLDING (LKR MN) WoW **31.7%**



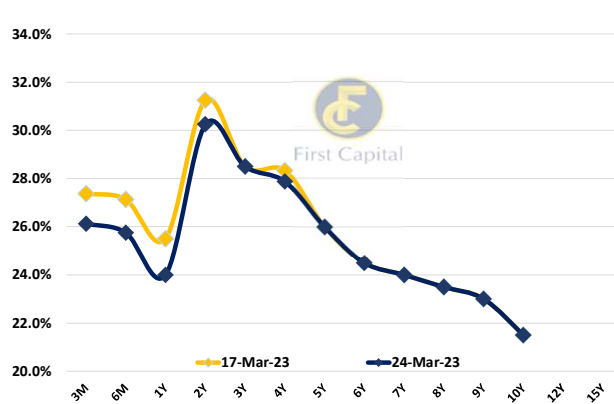
T-BILL AUCTION (LKR MN)



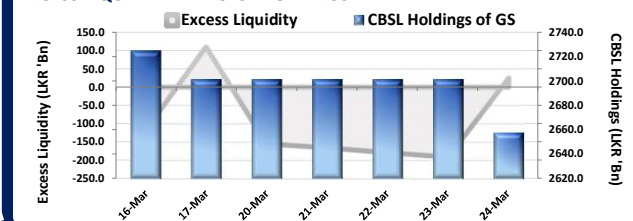
Auction Date	22-Mar-23
Settlement Date	24-Mar-23
91 days	26.23% ▼ ##### bps
184 days	26.12% ▼ ##### bps
364 days	24.32% ▼ ##### bps

23-Mar-23

BILLS AND BONDS YIELDS



EXCESS LIQUIDITY AND CBSL HOLDINGS



Tenure	Bid	Offer	Today	Last Week	Change (bps)
< 91 Days < 3M	26.50%	25.75%	26.13%	27.38%	-125
< 182 Days < 6M	26.25%	25.25%	25.75%	27.13%	-138
< 364 Days < 1Y	24.50%	23.50%	24.00%	25.50%	-150
07-Jan-25 < 2Y	30.50%	30.00%	30.25%	31.25%	-100
15-May-26 < 3Y	28.75%	28.25%	28.50%	28.50%	0
15-Sep-27 < 4Y	28.00%	27.75%	27.88%	28.33%	-45
15-Jan-28 < 5Y	26.50%	25.50%	26.00%	26.00%	0
01-Jan-29 < 6Y	25.00%	24.00%	24.50%	24.50%	0
15-May-30 < 7Y	24.50%	23.50%	24.00%	24.00%	0
15-May-31 < 8Y	24.00%	23.00%	23.50%	23.50%	0
01-Jul-32 < 9Y	23.50%	22.50%	23.00%	23.00%	0
15-Jan-33 < 10Y	23.00%	20.00%	21.50%	21.50%	0
15-Mar-35 < 12Y	N/A	N/A	N/A	N/A	N/A
15-Aug-39 < 15Y	N/A	N/A	N/A	N/A	N/A
01-Jan-41 < 20Y	N/A	N/A	N/A	N/A	N/A

T-BOND AUCTION (LKR MN)



MATURITY TABLE (LKR MN)

