



First Capital
A Janashakti Group Company

DAILY FIXED INCOME & UNIT TRUST



March 29, 2023

"Auction yields continued to scale down"

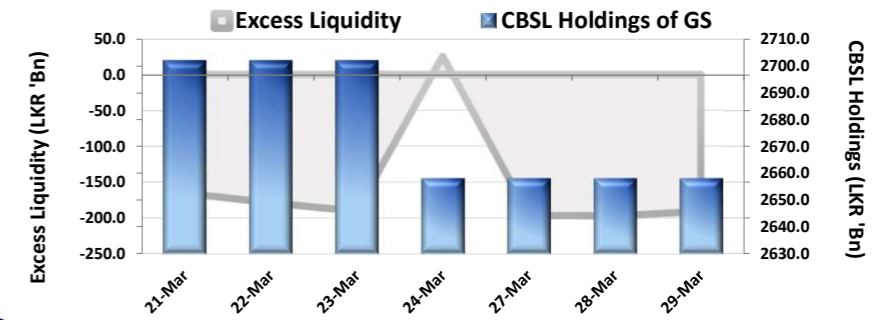
The secondary market slightly edged down on the short end following the slight decline in the yields at the T-Bill auction while the overall market displayed mixed sentiment on the short to mid tenor maturities generating thin volumes and limited activities. Slight buying interest was witnessed on 01.06.25 maturity which traded in the range of 30.50%-30.25% and 01.07.32 maturity traded between 23.00%-22.60%. However, slight selling interest emerged on 01.07.25 maturity which traded at 31.25% during the day. Meanwhile, at the T-Bill auction, weighted average yields continued to edge down across the board for the fifth consecutive week where CBSL only subscribed 72.3% of the total offered of LKR 120.0Bn. Accordingly, weighted average yield rates of 03M maturity dropped to 25.99% (-24bps), 06M declined to 25.79% (-33bps) while 1Yr slightly edged down to 24.31% (-1bps).

UNIT TRUSTS

28-Mar-23

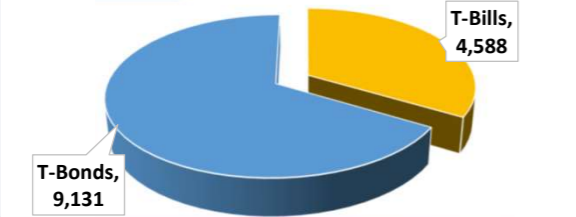
First Capital Unit Trust Funds		Sell Price	Buy Price	Avg. Yield
		LKR	LKR	As at Nov-22
First Capital Money Market Fund	FCMMF	2,477.83	2,477.83	27.5%
First Capital Gilt Edge Fund	FCGEF	1,959.02	1,959.02	21.3%
First Capital Wealth Fund	FCWF	1,071.73	1,071.70	-1.1%
First Capital Equity Fund	FCEF	1,732.25	1,645.64	

EXCESS LIQUIDITY AND CBSL HOLDINGS



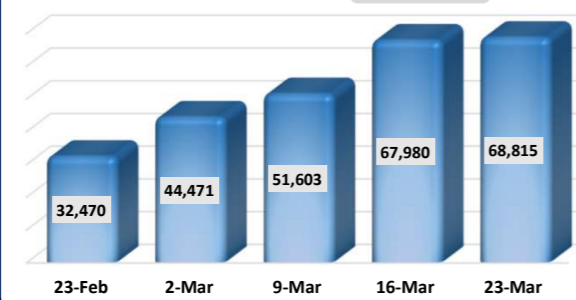
OUTSTANDING STOCK [GSEC]

TOTAL (LKR Mn) 13,718.7 | WoW 0.2%

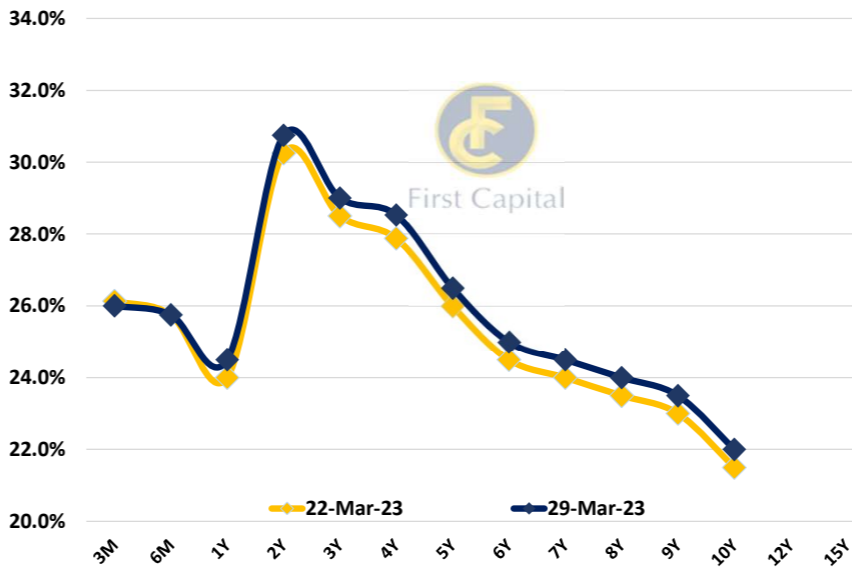


FOREIGN HOLDING (LKR MN)

WoW 1.2%



BILLS AND BONDS YIELDS

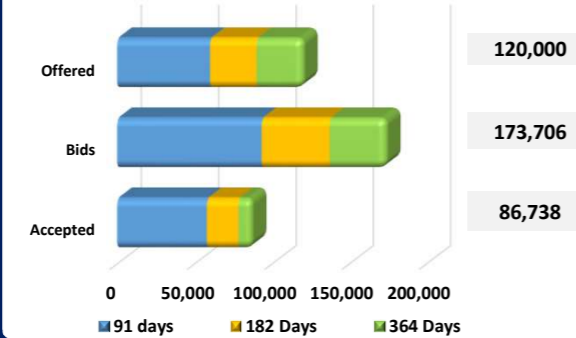


Tenure	Bid	Offer	Today	Last Week	Change (bps)
< 91 Days < 3M	26.50%	25.50%	26.00%	26.13%	-13
< 182 Days < 6M	26.25%	25.25%	25.75%	25.75%	0
< 364 Days < 1Y	25.00%	24.00%	24.50%	24.00%	+50
07-Jan-25 < 2Y	31.00%	30.50%	30.75%	30.25%	+50
15-May-26 < 3Y	29.25%	28.75%	29.00%	28.50%	+50
15-Sep-27 < 4Y	28.75%	28.30%	28.53%	27.88%	+65
15-Jan-28 < 5Y	27.00%	26.00%	26.50%	26.00%	+50
01-Jan-29 < 6Y	25.50%	24.50%	25.00%	24.50%	+50
15-May-30 < 7Y	25.00%	24.00%	24.50%	24.00%	+50
15-May-31 < 8Y	24.50%	23.50%	24.00%	23.50%	+50
01-Jul-32 < 9Y	24.00%	23.00%	23.50%	23.00%	+50
15-Jan-33 < 10Y	23.50%	20.50%	22.00%	21.50%	+50
15-Mar-35 < 12Y	N/A	N/A	N/A	N/A	N/A
15-Aug-39 < 15Y	N/A	N/A	N/A	N/A	N/A
01-Jan-41 < 20Y	N/A	N/A	N/A	N/A	N/A

T-BILL AUCTION (LKR MN)

Auction Date 29-Mar-23

Settlement Date 31-Mar-23

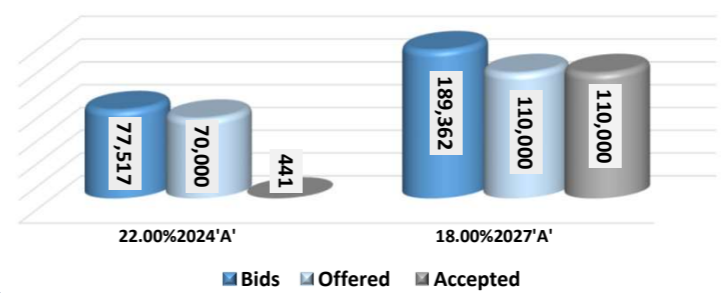


Tenor	Yield	Change (bps)
91 days	25.99%	-24
184 days	25.79%	-33
364 days	24.31%	-1

T-BOND AUCTION (LKR MN)

Auction Date 13-Mar-23

W.Avg 29.99% | W.Avg 28.11%



MATURITY TABLE (LKR MN)

Week ending 7-Apr-23

