



First Capital
A Janashakti Group Company

DAILY FIXED INCOME & UNIT TRUST



April 10, 2023

"Yield curve edges high amidst slight selling"

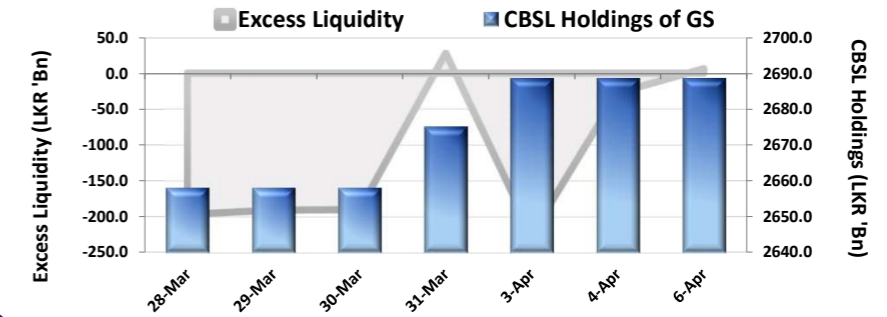
Secondary market yield curve slightly edged higher on the mid to long end of the curve following a subtle selling interest amidst thin volumes. Accordingly, 01.07.2025 traded in the range of 26.95%-27.50% while 15.05.2026, 01.05.2027 and 01.09.2027 traded at 25.50%, 25.75% and 26.00%, respectively.

UNIT TRUSTS

09-Apr-23

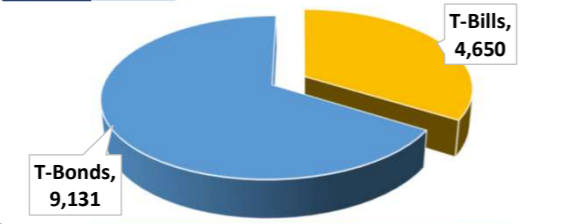
First Capital Unit Trust Funds		Sell Price	Buy Price	Avg. Yield
		LKR	LKR	As at Feb-23
First Capital Money Market Fund	FCMMF	2,499.09	2,499.09	26.6%
First Capital Gilt Edge Fund	FCGEF	1,975.10	1,975.10	23.8%
First Capital Wealth Fund	FCWF	1,124.86	1,124.83	2.1%
First Capital Equity Fund	FCEF	1,779.52	1,690.54	

EXCESS LIQUIDITY AND CBSL HOLDINGS

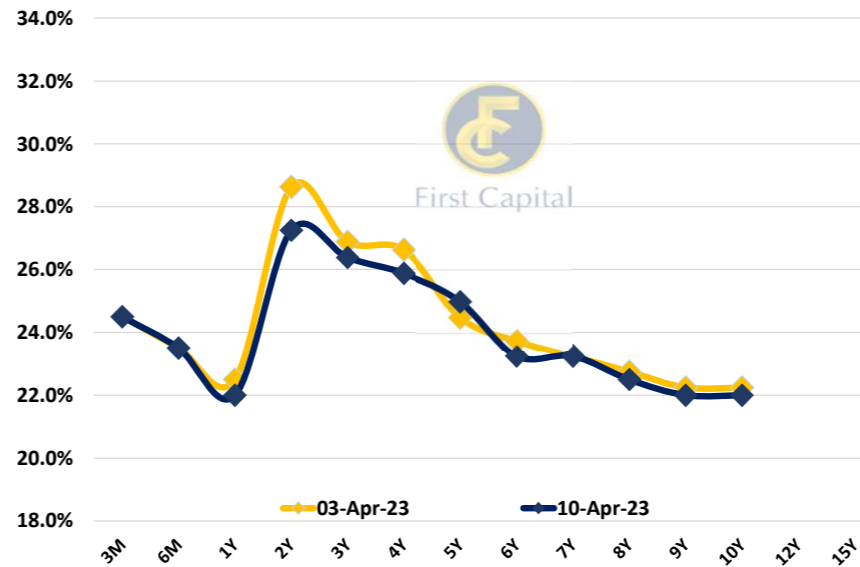


OUTSTANDING STOCK [GSEC]

TOTAL (LKR Mn) 13,780.7 | WoW 0.2%



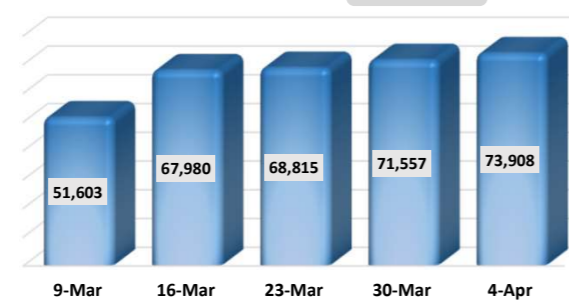
BILLS AND BONDS YIELDS



Tenure	Bid	Offer	Today	Last Week	Change (bps)
< 91 Days < 3M	25.00%	24.00%	24.50%	24.50%	0
< 182 Days < 6M	24.00%	23.00%	23.50%	23.50%	0
< 364 Days < 1Y	22.50%	21.50%	22.00%	22.50%	-50
01-Jul-25 < 2Y	27.50%	27.00%	27.25%	28.63%	-138
15-May-26 < 3Y	26.50%	26.25%	26.38%	26.88%	-50
15-Sep-27 < 4Y	26.00%	25.75%	25.88%	26.63%	-75
15-Jan-28 < 5Y	25.50%	24.50%	25.00%	24.50%	+50
01-Jan-29 < 6Y	23.50%	23.00%	23.25%	23.75%	-50
15-May-30 < 7Y	23.50%	23.00%	23.25%	23.25%	0
15-May-31 < 8Y	23.00%	22.00%	22.50%	22.75%	-25
01-Jul-32 < 9Y	22.50%	21.50%	22.00%	22.25%	-25
15-Jan-33 < 10Y	22.50%	21.50%	22.00%	22.25%	-25
15-Mar-35 < 12Y	N/A	N/A	N/A	N/A	N/A
15-Aug-39 < 15Y	N/A	N/A	N/A	N/A	N/A
01-Jan-41 < 20Y	N/A	N/A	N/A	N/A	N/A

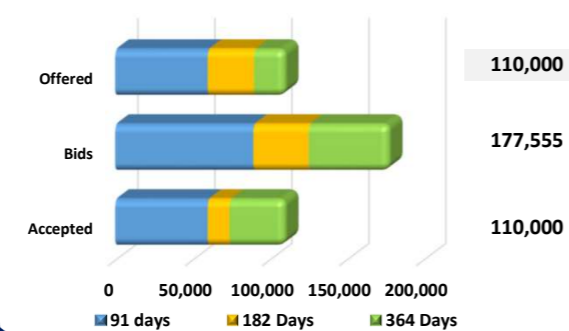
FOREIGN HOLDING (LKR MN)

WoW 3.3%



T-BILL AUCTION (LKR MN)

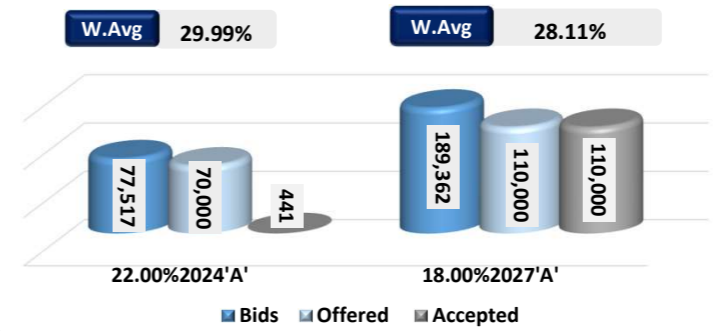
Auction Date 04-Apr-23



Settlement Date	91 days	184 days	364 days
04-Apr-23	24.12%	24.10%	22.37%
10-Apr-23	-187 bps	-169 bps	-194 bps

T-BOND AUCTION (LKR MN)

Auction Date 13-Mar-23



MATURITY TABLE (LKR MN)

Week ending 14-Apr-23

