



First Capital  
A Jansons Group Company

# DAILY FIXED INCOME & UNIT TRUST



April 19, 2023

## "Secondary market active on thin volumes"

The secondary market witnessed dull sentiment amidst thin volumes during today's proceedings, where 15.11.24 maturity witnessed trades taking place at 29.50% whilst 01.07.25 maturity saw trades at 28.00%. Furthermore, few trades were observed on 15.05.26 and 15.09.27 maturities, which traded at 27.10% and 26.00% respectively. Meanwhile, CBSL conducted its weekly bill auction today and fully accepted the offered LKR 90.0Bn. However, continuing from last week's auction, bill yields continue to rise during today's auction, where 3-month bill yield saw weighted average yield rise by 85bps to 25.65% whilst 6-month bill yields climbed by 87bps to 24.97%. Moreover, 12-month bills also witnessed yields recording an uptick of 32bps to 22.96%. However, despite the rise in bill yields, cut off rates were relatively lower compared to the last week auction.

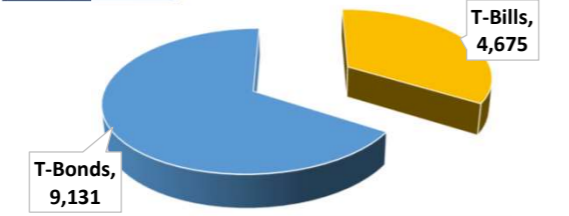
## UNIT TRUSTS

18-Apr-23

First Capital Unit Trust Funds		Sell Price	Buy Price	Avg. Yield	
		LKR	LKR	As at Feb-23	
	First Capital Money Market Fund	FCMMF	2,515.07	2,515.07	26.6%
	First Capital Gilt Edge Fund	FCGEF	1,985.72	1,985.72	23.8%
	First Capital Wealth Fund	FCWF	1,131.64	1,131.61	2.1%
	First Capital Equity Fund	FCEF	1,807.31	1,716.94	

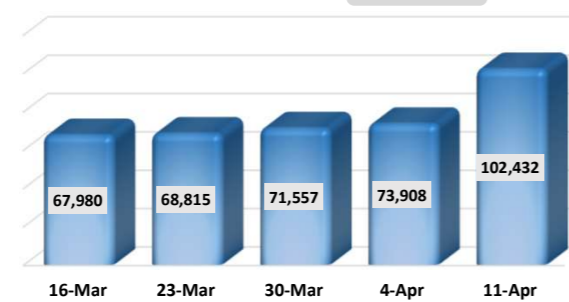
## OUTSTANDING STOCK [GSEC]

TOTAL (LKR Mn) 13,806.0 | WoW 0.2%

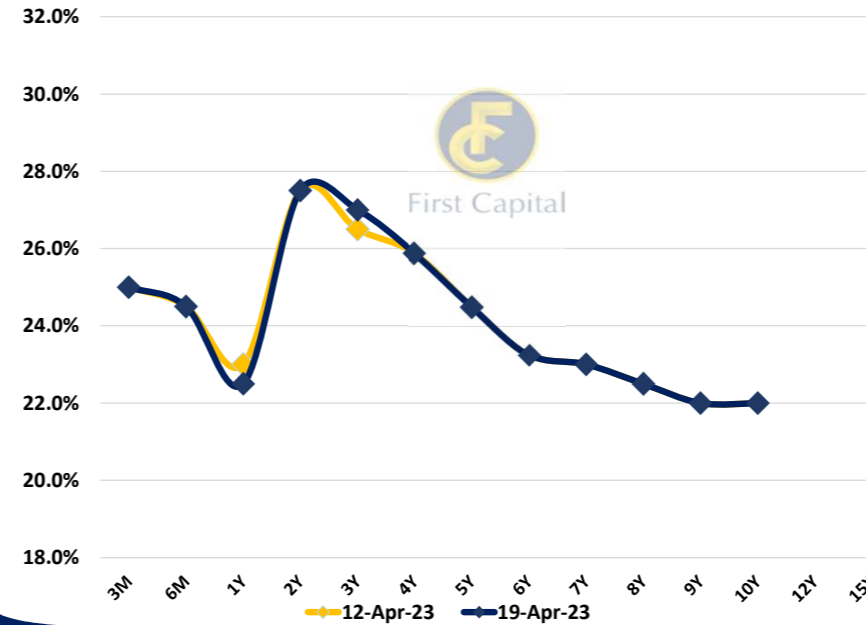


## FOREIGN HOLDING (LKR MN)

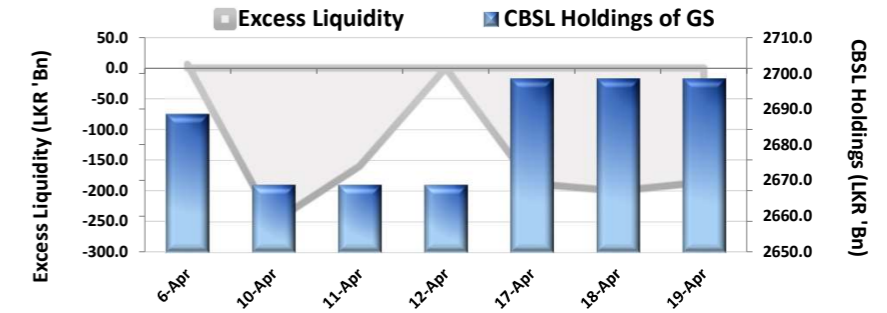
WoW 38.6%



## BILLS AND BONDS YIELDS



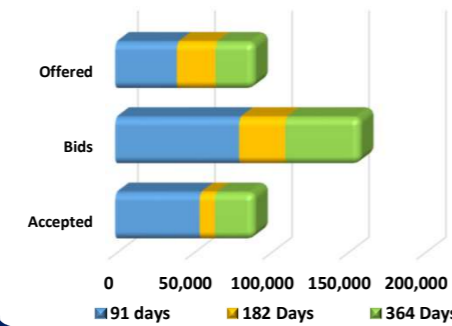
## EXCESS LIQUIDITY AND CBSL HOLDINGS



Tenure	Bid	Offer	Today	Last Week	Change (bps)
< 91 Days < 3M	25.50%	24.50%	25.00%	25.00%	0
< 182 Days < 6M	25.00%	24.00%	24.50%	24.50%	0
< 364 Days < 1Y	23.00%	22.00%	22.50%	23.00%	-50
01-Jul-25 < 2Y	27.75%	27.25%	27.50%	27.50%	0
15-May-26 < 3Y	27.25%	26.75%	27.00%	26.50%	+50
15-Sep-27 < 4Y	26.00%	25.75%	25.88%	25.88%	0
15-Jan-28 < 5Y	25.00%	24.00%	24.50%	24.50%	0
01-Jan-29 < 6Y	23.50%	23.00%	23.25%	23.25%	0
15-May-30 < 7Y	23.50%	22.50%	23.00%	23.00%	0
15-May-31 < 8Y	23.00%	22.00%	22.50%	22.50%	0
01-Jul-32 < 9Y	22.50%	21.50%	22.00%	22.00%	0
15-Jan-33 < 10Y	22.50%	21.50%	22.00%	22.00%	0
15-Mar-35 < 12Y	N/A	N/A	N/A	N/A	N/A
15-Aug-39 < 15Y	N/A	N/A	N/A	N/A	N/A
01-Jan-41 < 20Y	N/A	N/A	N/A	N/A	N/A

## T-BILL AUCTION (LKR MN)

Auction Date 19-Apr-23



Settlement Date 21-Apr-23

91 days	25.65%	▲	+85 bps
184 days	24.97%	▲	+87 bps
364 days	22.96%	▲	+32 bps

## T-BOND AUCTION (LKR MN)

Auction Date 13-Mar-23



## MATURITY TABLE (LKR MN)

Week ending 28-Apr-23

