



First Capital
A Jansinhal Group Company

DAILY FIXED INCOME & UNIT TRUST



April 21, 2023

"Bond yields up amidst selling interest"

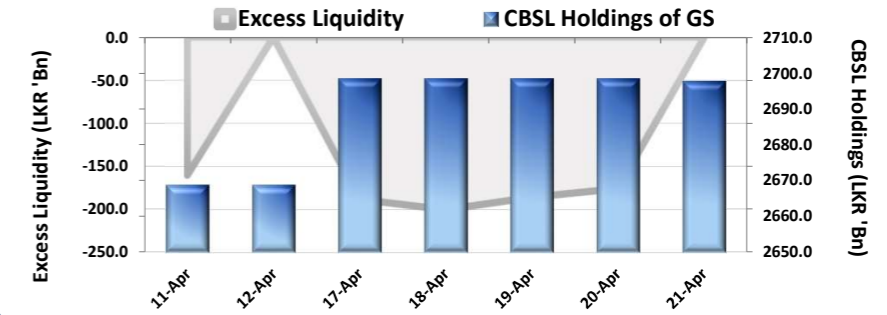
The secondary bond market witnessed continued selling interest in the morning amidst thin volumes and limited activities with trades taking place on 01.07.25 maturity which traded within the range of 29.00%-29.15%, while 01.05.27 and 15.09.27 maturities hovered in the range of 26.70-27.30%, and 01.07.32 maturity traded at 23.00%.

UNIT TRUSTS

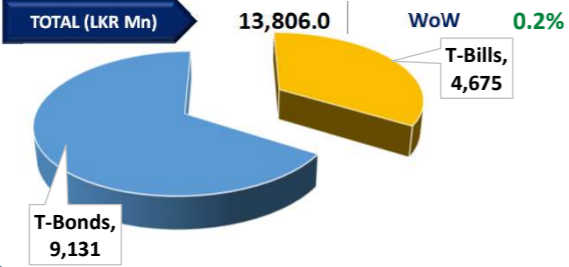
20-Apr-23

| First Capital Unit Trust Funds | | Sell Price | Buy Price | Avg. Yield | |
|--------------------------------|---------------------------------|------------|-----------|--------------|-------|
| | | LKR | LKR | As at Feb-23 | |
| | First Capital Money Market Fund | FCMMF | 2,518.58 | 2,518.58 | 26.6% |
| | First Capital Gilt Edge Fund | FCGEF | 1,987.85 | 1,987.85 | 23.8% |
| | First Capital Wealth Fund | FCWF | 1,132.64 | 1,132.61 | 2.1% |
| | First Capital Equity Fund | FCEF | 1,799.37 | 1,709.40 | |

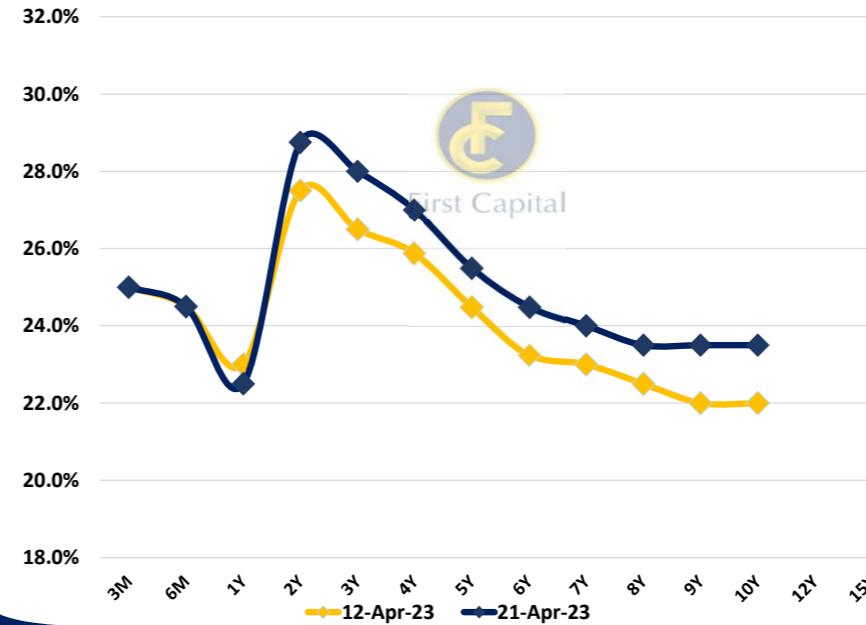
EXCESS LIQUIDITY AND CBSL HOLDINGS



OUTSTANDING STOCK [GSEC]

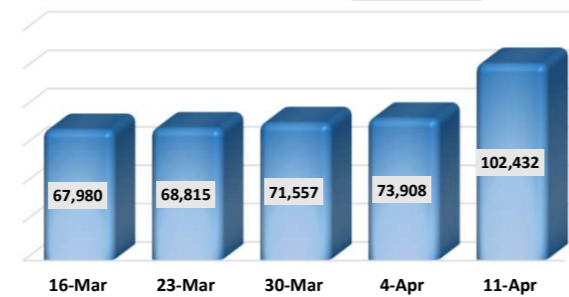


BILLS AND BONDS YIELDS

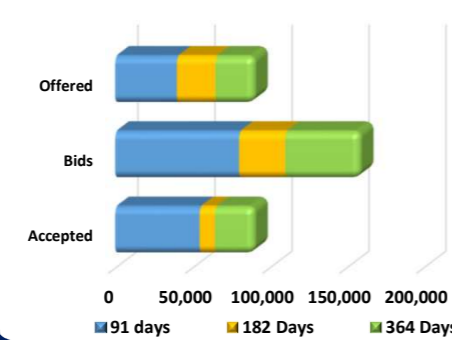


| Tenure | Bid | Offer | Today | Last Week | Change (bps) |
|-----------------|--------|--------|--------|-----------|--------------|
| < 91 Days < 3M | 25.50% | 24.50% | 25.00% | 25.00% | 0 |
| < 182 Days < 6M | 25.00% | 24.00% | 24.50% | 24.50% | 0 |
| < 364 Days < 1Y | 23.00% | 22.00% | 22.50% | 23.00% | -50 |
| 01-Jul-25 < 2Y | 29.00% | 28.50% | 28.75% | 27.50% | +125 |
| 15-May-26 < 3Y | 28.50% | 27.50% | 28.00% | 26.50% | +150 |
| 15-Sep-27 < 4Y | 27.25% | 26.75% | 27.00% | 25.88% | +112 |
| 15-Jan-28 < 5Y | 26.00% | 25.00% | 25.50% | 24.50% | +100 |
| 01-Jan-29 < 6Y | 25.00% | 24.00% | 24.50% | 23.25% | +125 |
| 15-May-30 < 7Y | 24.50% | 23.50% | 24.00% | 23.00% | +100 |
| 15-May-31 < 8Y | 24.00% | 23.00% | 23.50% | 22.50% | +100 |
| 01-Jul-32 < 9Y | 24.00% | 23.00% | 23.50% | 22.00% | +150 |
| 15-Jan-33 < 10Y | 24.00% | 23.00% | 23.50% | 22.00% | +150 |
| 15-Mar-35 < 12Y | N/A | N/A | N/A | N/A | N/A |
| 15-Aug-39 < 15Y | N/A | N/A | N/A | N/A | N/A |
| 01-Jan-41 < 20Y | N/A | N/A | N/A | N/A | N/A |

FOREIGN HOLDING (LKR MN)



T-BILL AUCTION (LKR MN)

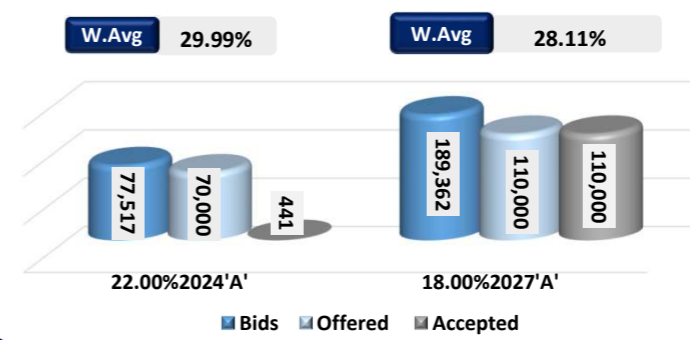


Auction Date: 19-Apr-23

Settlement Date: 21-Apr-23

| | | | |
|----------|--------|---|---------|
| 91 days | 25.65% | ▲ | +85 bps |
| 184 days | 24.97% | ▲ | +87 bps |
| 364 days | 22.96% | ▲ | +32 bps |

T-BOND AUCTION (LKR MN)



Auction Date: 13-Mar-23

W.Avg: 29.99%

W.Avg: 28.11%

MATURITY TABLE (LKR MN)

