



First Capital  
A Janashakti Group Company

# DAILY FIXED INCOME & UNIT TRUST



May 2, 2023

## "Yield curve stretches high over lingering selling pressure"

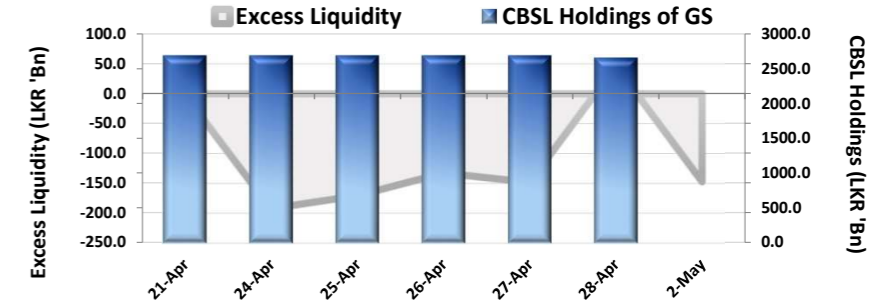
Secondary market continued to witness selling interest despite the positive upturn in inflation figures. On that note, 01.07.2025 traded at the range of 29.75% while 2027 maturities, 01.05.2027 and 15.09.2027 traded at a range of 27.50%. Moreover, weekly T-Bill auction is scheduled for tomorrow where LKR 160.0Bn is expected to be raised.

### UNIT TRUSTS

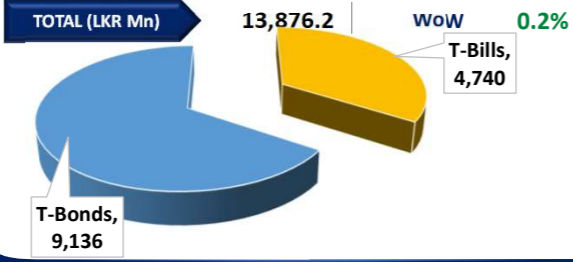
01-May-23

First Capital Unit Trust Funds		Sell Price	Buy Price	Avg. Yield	
		LKR	LKR	As at Feb-23	
	First Capital Money Market Fund	FCMMF	2,538.47	2,538.47	26.6%
	First Capital Gilt Edge Fund	FCGEF	2,001.65	2,001.65	23.8%
	First Capital Wealth Fund	FCWF	1,130.13	1,130.10	2.1%
	First Capital Equity Fund	FCEF	1,759.75	1,671.76	

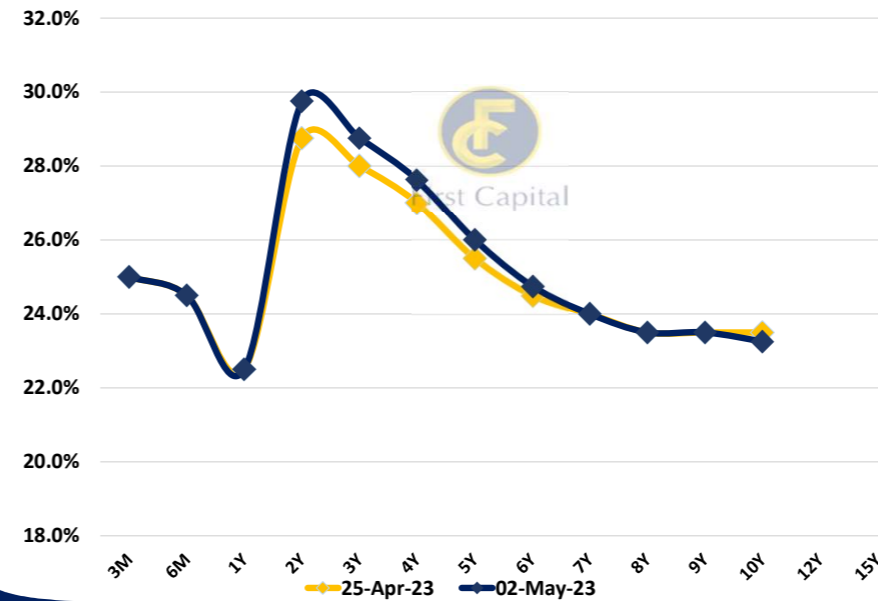
### EXCESS LIQUIDITY AND CBSL HOLDINGS



### OUTSTANDING STOCK [GSEC]

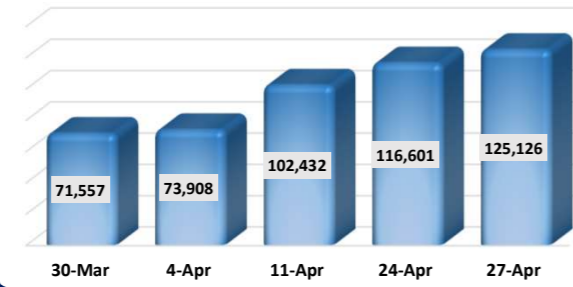


### BILLS AND BONDS YIELDS

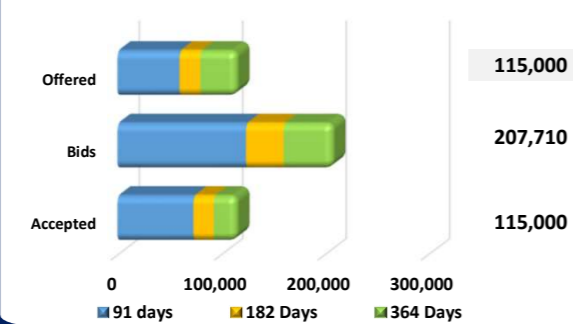


Tenure	Bid	Offer	Today	Last Week	Change (bps)
< 91 Days < 3M	25.50%	24.50%	25.00%	25.00%	0
< 182 Days < 6M	25.00%	24.00%	24.50%	24.50%	0
< 364 Days < 1Y	23.00%	22.00%	22.50%	22.50%	0
01-Jul-25 < 2Y	30.00%	29.50%	29.75%	28.75%	+100
15-May-26 < 3Y	29.00%	28.50%	28.75%	28.00%	+75
15-Sep-27 < 4Y	27.75%	27.50%	27.63%	27.00%	+63
15-Jan-28 < 5Y	26.50%	25.50%	26.00%	25.50%	+50
01-Jan-29 < 6Y	25.00%	24.50%	24.75%	24.50%	+25
15-May-30 < 7Y	24.50%	23.50%	24.00%	24.00%	0
15-May-31 < 8Y	24.00%	23.00%	23.50%	23.50%	0
01-Jul-32 < 9Y	24.00%	23.00%	23.50%	23.50%	0
15-Jan-33 < 10Y	24.00%	22.50%	23.25%	23.50%	-25
15-Mar-35 < 12Y	N/A	N/A	N/A	N/A	N/A
15-Aug-39 < 15Y	N/A	N/A	N/A	N/A	N/A
01-Jan-41 < 20Y	N/A	N/A	N/A	N/A	N/A

### FOREIGN HOLDING (LKR MN)



### T-BILL AUCTION (LKR MN)



Auction Date	26-Apr-23
Settlement Date	28-Apr-23
91 days	25.74% ▲ +9 bps
184 days	25.27% ▲ +30 bps
364 days	23.00% ▲ +4 bps

### T-BOND AUCTION (LKR MN)



### MATURITY TABLE (LKR MN)

