



First Capital  
A Jansinhalathi Group Company

# DAILY FIXED INCOME & UNIT TRUST



May 8, 2023

**“Yield curve edges high as selling intensifies”**

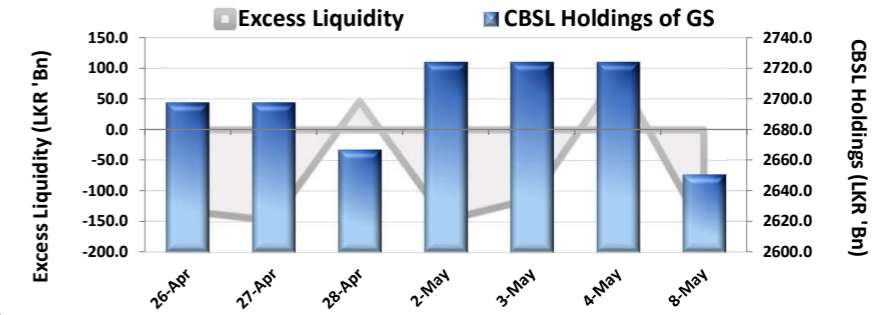
Secondary market continued to witness selling pressure among market participants as DDR worries persist amidst the absence of clear direction on the same. Accordingly, in the midst of mounting selling interest, rates of 01.05.2027 and 15.09.2027 further moved up. During the day, 15.05.2026 traded at 29.00% while 15.09.2027 traded at 28.25%.

## UNIT TRUSTS

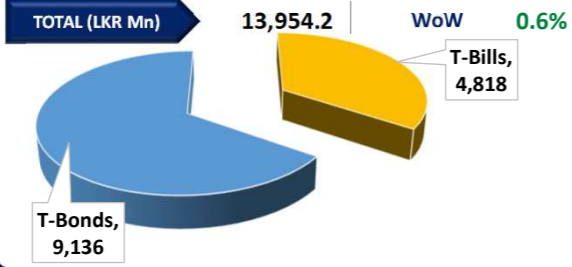
07-May-23

First Capital Unit Trust Funds		Sell Price	Buy Price	Avg. Yield	
		LKR	LKR	As at Feb-23	
	First Capital Money Market Fund	FCMMF	2,549.32	2,549.32	26.6%
	First Capital Gilt Edge Fund	FCGEF	2,009.36	2,009.36	23.8%
	First Capital Wealth Fund	FCWF	1,133.27	1,133.24	2.1%
	First Capital Equity Fund	FCEF	1,741.26	1,654.20	

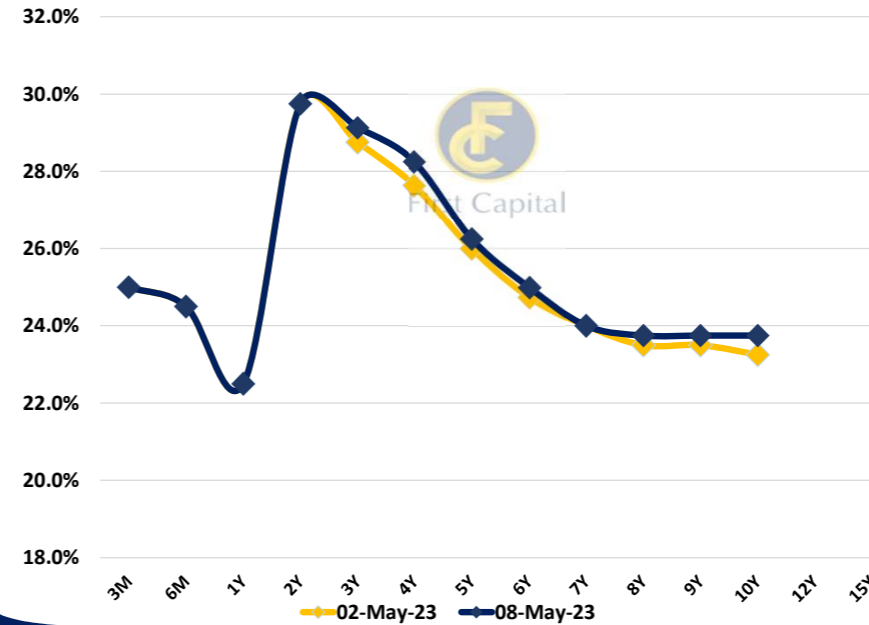
## EXCESS LIQUIDITY AND CBSL HOLDINGS



## OUTSTANDING STOCK [GSEC]

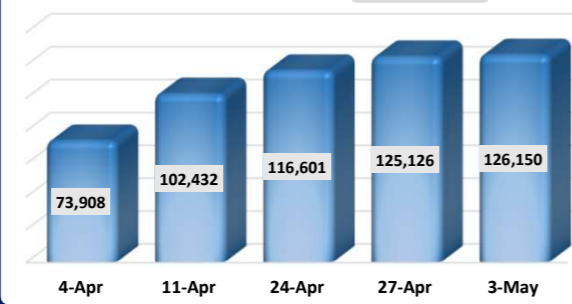


## BILLS AND BONDS YIELDS

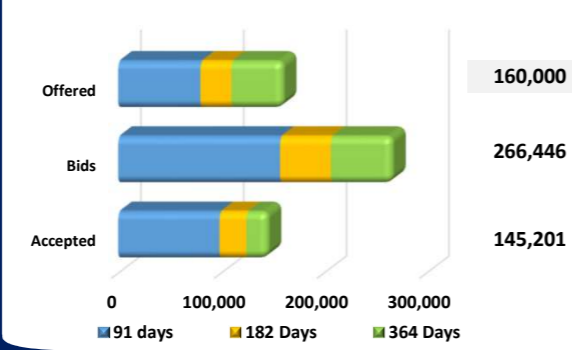


Tenure	Bid	Offer	Today	Last Week	Change (bps)
< 91 Days < 3M	25.50%	24.50%	25.00%	25.00%	0
< 182 Days < 6M	25.00%	24.00%	24.50%	24.50%	0
< 364 Days < 1Y	23.00%	22.00%	22.50%	22.50%	0
01-Jul-25 < 2Y	30.00%	29.50%	29.75%	29.75%	0
15-May-26 < 3Y	29.50%	28.75%	29.13%	28.75%	+38
15-Sep-27 < 4Y	28.40%	28.10%	28.25%	27.63%	+62
15-Jan-28 < 5Y	26.75%	25.75%	26.25%	26.00%	+25
01-Jan-29 < 6Y	25.25%	24.75%	25.00%	24.75%	+25
15-May-30 < 7Y	24.75%	23.25%	24.00%	24.00%	0
15-May-31 < 8Y	24.25%	23.25%	23.75%	23.50%	+25
01-Jul-32 < 9Y	24.25%	23.25%	23.75%	23.50%	+25
15-Jan-33 < 10Y	24.25%	23.25%	23.75%	23.25%	+50
15-Mar-35 < 12Y	N/A	N/A	N/A	N/A	N/A
15-Aug-39 < 15Y	N/A	N/A	N/A	N/A	N/A
01-Jan-41 < 20Y	N/A	N/A	N/A	N/A	N/A

## FOREIGN HOLDING (LKR MN)

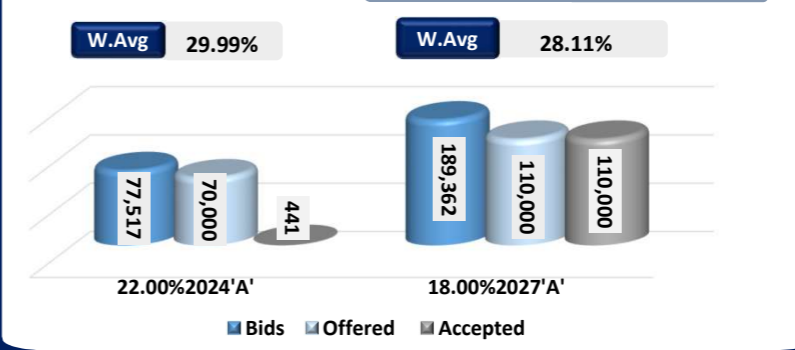


## T-BILL AUCTION (LKR MN)



Auction Date	3-May-23
Settlement Date	8-May-23
91 days	25.82% ▲ +8 bps
184 days	25.42% ▲ +15 bps
364 days	23.14% ▲ +14 bps

## T-BOND AUCTION (LKR MN)



## MATURITY TABLE (LKR MN)

