



First Capital  
A Janashakti Group Company

# DAILY FIXED INCOME & UNIT TRUST



May 24, 2023

## “T-Bill auction yields edges up across the board”

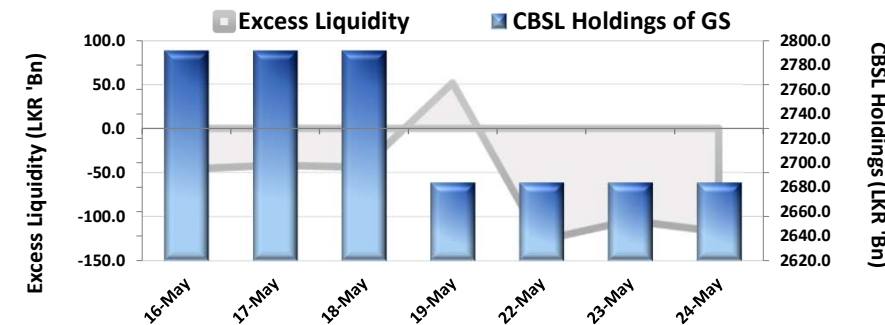
The secondary market yet again showed muted investor sentiment on the back of ultra-thin volumes alongside very limited activity due to the uncertainties surrounding the DDO strategies that are yet to be confirmed. Accordingly, slight selling interest persisted on 01.05.2024 maturity which traded at 29.00% while 15.09.2027 maturity changed hands between 26.75%-26.95% level. Meanwhile at the weekly treasury bill auction, CBSL accepted LKR 124.9Bn out of the total offered of LKR 160.0Bn whilst the weighted average yield rates edged up after two weeks as 3M, 6M and 1Yr bills rose to 25.66% (+19bps), 25.30% (+8bps) and 22.97% (+18bps) respectively.

## UNIT TRUSTS

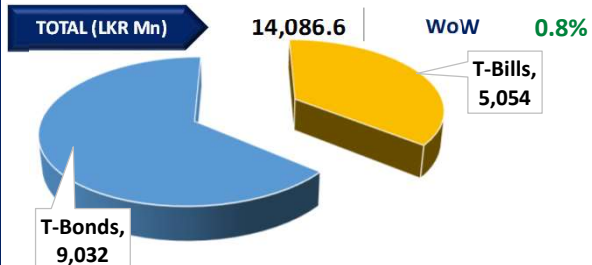
23-May-23

| First Capital Unit Trust Funds  |       | Sell Price | Buy Price | Avg. Yield   |
|---------------------------------|-------|------------|-----------|--------------|
|                                 |       | LKR        | LKR       | As at Feb-23 |
| First Capital Money Market Fund | FCMMF | 2,578.75   | 2,578.75  | 26.6%        |
| First Capital Gilt Edge Fund    | FCGEF | 2,031.73   | 2,031.73  | 23.8%        |
| First Capital Wealth Fund       | FCWF  | 1,731.57   | 1,644.99  | 2.1%         |
| First Capital Equity Fund       | FCEF  | 1,156.86   | 1,156.83  |              |

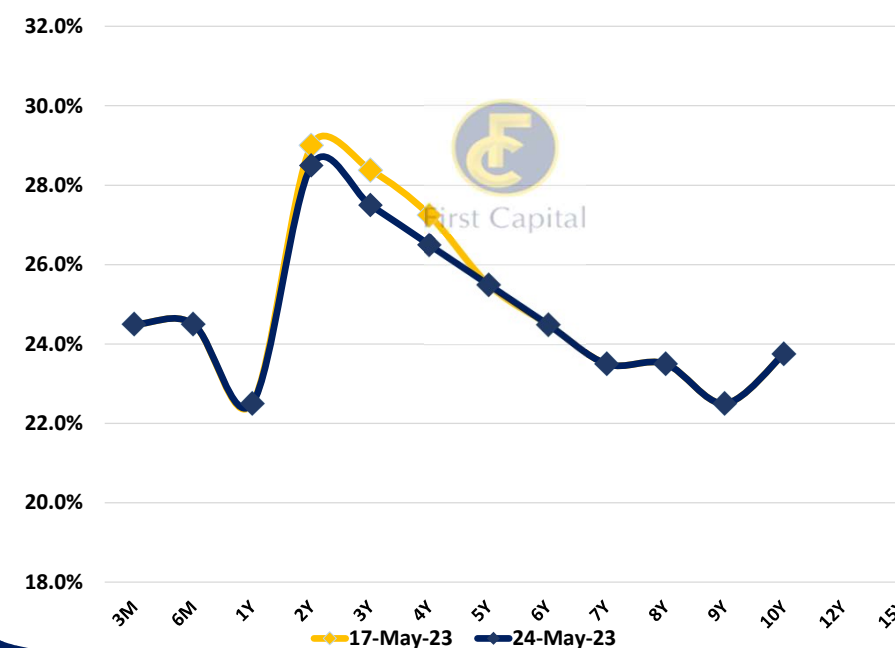
## EXCESS LIQUIDITY AND CBSL HOLDINGS



## OUTSTANDING STOCK [GSEC]

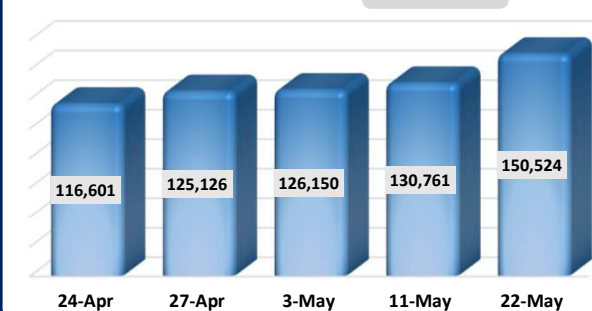


## BILLS AND BONDS YIELDS

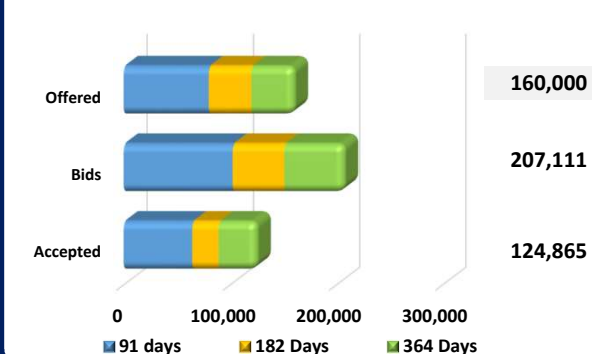


| Tenure          | Bid    | Offer  | Today  | Last Week | Change (bps) |
|-----------------|--------|--------|--------|-----------|--------------|
| < 91 Days < 3M  | 25.00% | 24.00% | 24.50% | 24.50%    | 0            |
| < 182 Days < 6M | 25.00% | 24.00% | 24.50% | 24.50%    | 0            |
| < 364 Days < 1Y | 23.00% | 22.00% | 22.50% | 22.50%    | 0            |
| 01-Jul-25 < 2Y  | 29.00% | 28.00% | 28.50% | 29.00%    | -50          |
| 15-May-26 < 3Y  | 28.00% | 27.00% | 27.50% | 28.38%    | -88          |
| 15-Sep-27 < 4Y  | 26.75% | 26.25% | 26.50% | 27.25%    | -75          |
| 15-Jan-28 < 5Y  | 26.00% | 25.00% | 25.50% | 25.50%    | 0            |
| 01-Jan-29 < 6Y  | 25.00% | 24.00% | 24.50% | 24.50%    | 0            |
| 15-May-30 < 7Y  | 24.00% | 23.00% | 23.50% | 23.50%    | 0            |
| 15-May-31 < 8Y  | 24.00% | 23.00% | 23.50% | 23.50%    | 0            |
| 01-Jul-32 < 9Y  | 23.00% | 22.00% | 22.50% | 22.50%    | 0            |
| 15-Jan-33 < 10Y | 24.25% | 23.25% | 23.75% | 23.75%    | 0            |
| 15-Mar-35 < 12Y | N/A    | N/A    | N/A    | N/A       | N/A          |
| 15-Aug-39 < 15Y | N/A    | N/A    | N/A    | N/A       | N/A          |
| 01-Jan-41 < 20Y | N/A    | N/A    | N/A    | N/A       | N/A          |

## FOREIGN HOLDING (LKR MN)



## T-BILL AUCTION (LKR MN)

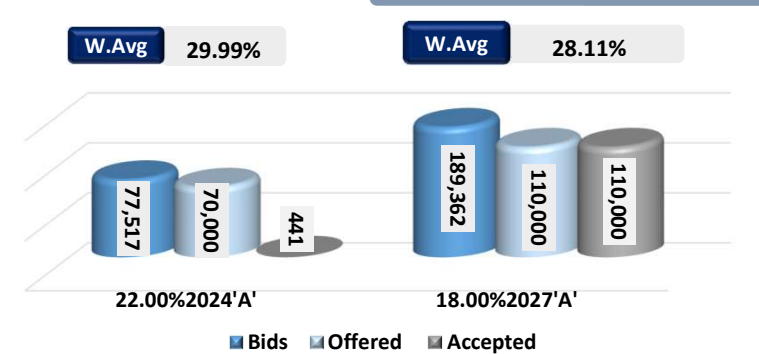


Auction Date: 24-May-23

Settlement Date: 26-May-23

|          |        |   |         |
|----------|--------|---|---------|
| 91 days  | 25.66% | ▲ | +19 bps |
| 184 days | 25.30% | ▲ | +8 bps  |
| 364 days | 22.97% | ▲ | +18 bps |

## T-BOND AUCTION (LKR MN)



## MATURITY TABLE (LKR MN)

