



First Capital  
A Janashakthi Group Company

# DAILY EQUITY WATCH



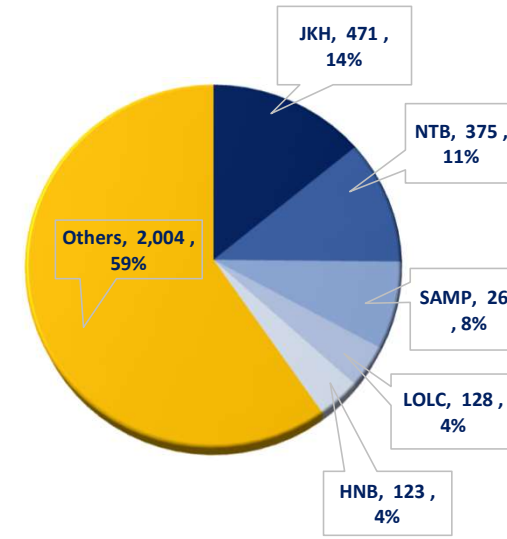
July 27, 2023

## “Index gains by over 250 points amidst heavy foreign buying”

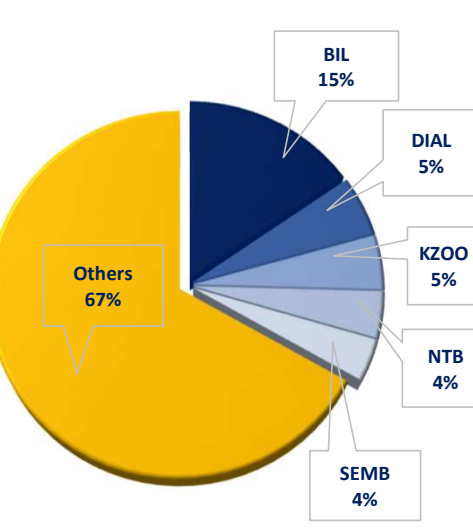
The market picked up during the day, after continuous sessions of profit-taking as interest emerged on blue-chip and banking counters. Investor interest continued on JKH, while retail participation was observed on small and mid-cap shares. Treasury sector shares enticed investor interest as T-bill rates slightly reduced from yesterday's T-bill auction. Moreover, the ASPI ended in the green zone at 11,258, gaining 273 points, nearly a month after it gained over 600 points following the DDO clarification. Meanwhile, market turnover was recorded at LKR 3.4Bn, 3.2% higher than the monthly average turnover of LKR 3.3Bn and was dominated by the Banking sector (34%) and the Capital Goods sector (24%). Moreover, there was a significant increase in net foreign inflow, reaching its highest point in the past six months, with a total net foreign inflow of LKR 695.6Mn.

	LKR	USD		
TURNOVER (Mn)	3,362.62	10.51	▲	110.6%
MARKET CAP. (Bn)	4,483.35	14.01	▲	1.8%
VOLUME (Mn)	95.54		▲	32.2%
FOREIGN (LKR Mn)	858.35			
VALUATIONS	PER 5.8x	PBV 1.1x		
	Inflow	Outflow	Net flow	
	858.35	162.80	695.56	

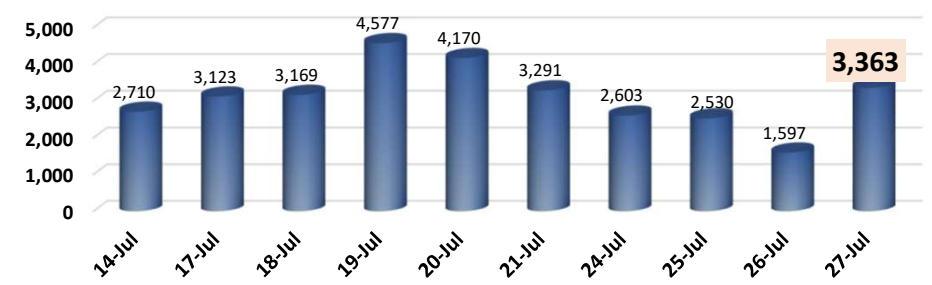
### TOP TURNOVER CONTRIBUTORS (LKR'Mn)



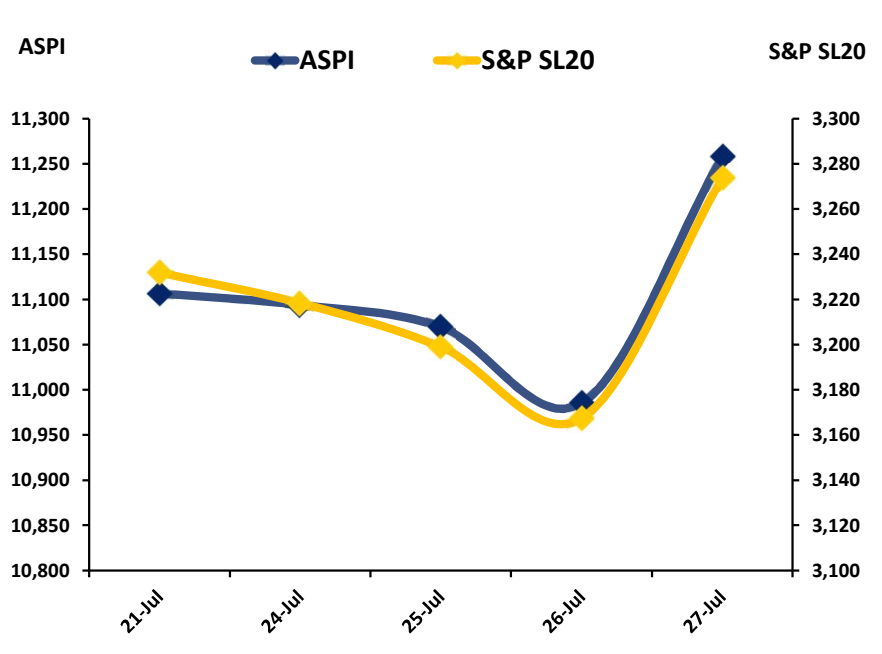
### TOP VOLUME CONTRIBUTORS



### MARKET TURNOVER (LKR' Mn)

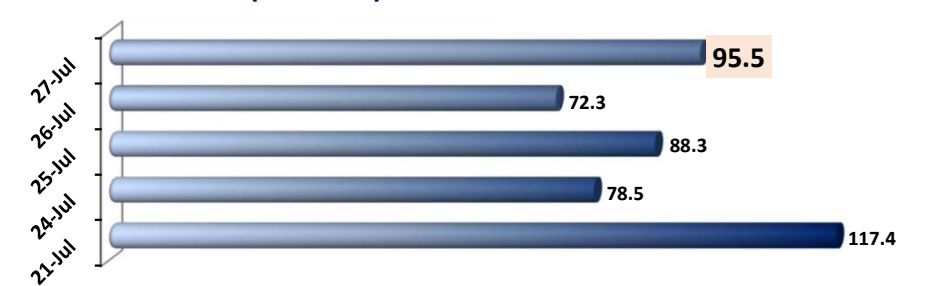


### MARKET INDICES

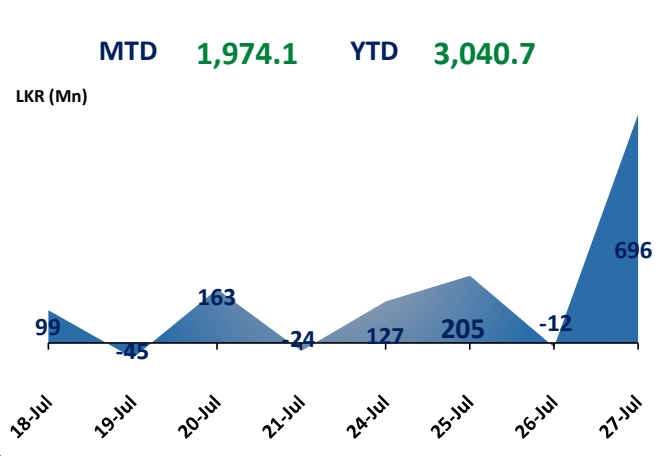


ASPI	11,257.82
Intraday Points	272.74
	▲ 2.48%
S&P SL20	3,273.76
Intraday Points	106.38
	▲ 3.36%

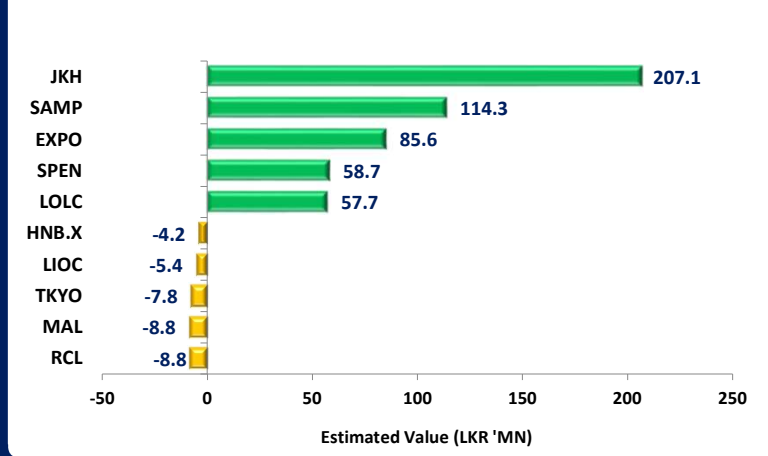
### MARKET VOLUME (LKR' Mn)



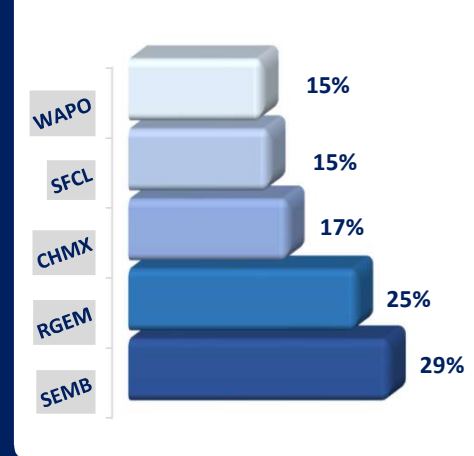
### NET FOREIGN FLOW



### LARGEST & LOWEST NET FOREIGN FLOW



### TOP 5 GAINERS



### TOP 5 LOSERS

