



First Capital  
A Janashakthi Group Company

# DAILY EQUITY WATCH



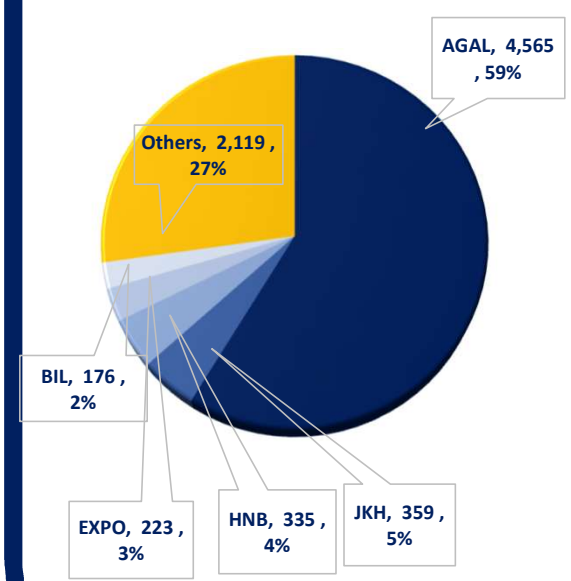
July 28, 2023

“ASPI peaks to a 16 month high”

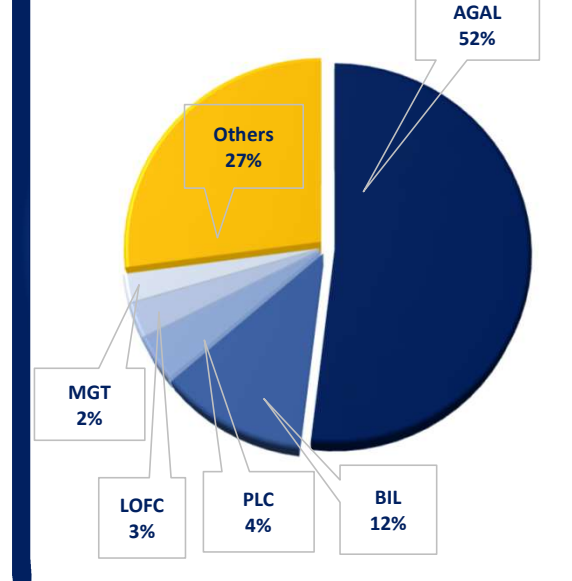
The market commenced its activities on a positive momentum during the early hours of trading but dropped mid-day due to profit booking, nevertheless, attained to close the day on a promising note backed by the increased investor interaction on Banking sector and Primary Dealer shares which backed the index to perform exceptionally well. Moreover, MGT witnessed revitalized interest during the day on the back of better than expected 1QFY24 results which also aided the index to close in the green at 11,312 gaining 54 points. Furthermore, Agalawatte Plantations PLC was the top turnover share for today's session, observing 114.1Mn shares traded off-board at LKR 39.9, which resulted in a change of ownership with D R Investments (Pvt) LTD disposing the controlling share of 73.00% of the company. The turnover was recorded at LKR 7.8Bn, 135% higher than the monthly average of LKR 3.3Bn whilst Food, Beverage and Tobacco sector (63%), Banking sector (11%) and Diversified Financials sector (7%) contributed respectively. Meanwhile, foreign investors remained net buyers recording an inflow of LKR 296.2Mn.

|                         | LKR             | USD             |                 |               |
|-------------------------|-----------------|-----------------|-----------------|---------------|
| <b>TURNOVER (Mn)</b>    | <b>7,777.34</b> | <b>24.30</b>    | <b>▲</b>        | <b>131.3%</b> |
| <b>MARKET CAP. (Bn)</b> | <b>4,496.67</b> | <b>14.05</b>    | <b>▲</b>        | <b>0.3%</b>   |
| <b>VOLUME (Mn)</b>      | <b>220.43</b>   |                 | <b>▲</b>        | <b>130.7%</b> |
| <b>FOREIGN (LKR Mn)</b> | <b>393.72</b>   |                 |                 |               |
| <b>VALUATIONS</b>       | <b>PER 5.8x</b> | <b>PBV 1.1x</b> |                 |               |
|                         | <b>Inflow</b>   | <b>Outflow</b>  | <b>Net flow</b> |               |
|                         |                 | <b>97.49</b>    | <b>296.23</b>   |               |

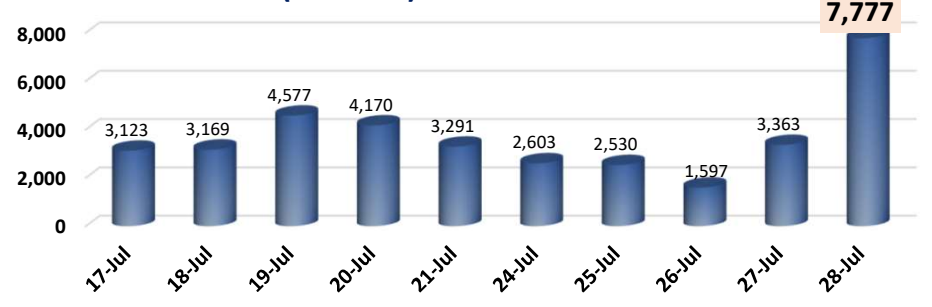
## TOP TURNOVER CONTRIBUTORS (LKR'Mn)



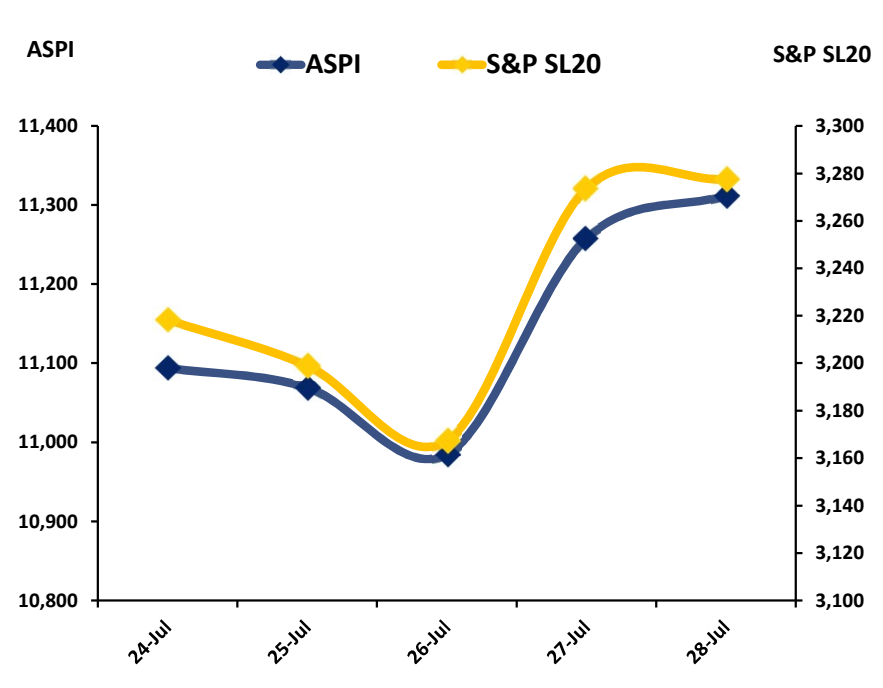
## TOP VOLUME CONTRIBUTORS



## MARKET TURNOVER (LKR' Mn)



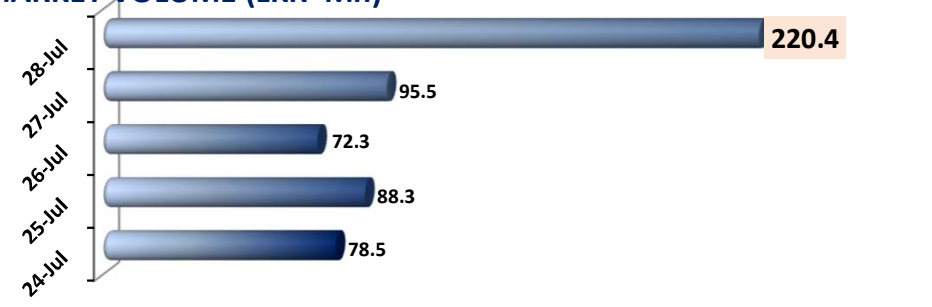
## MARKET INDICES



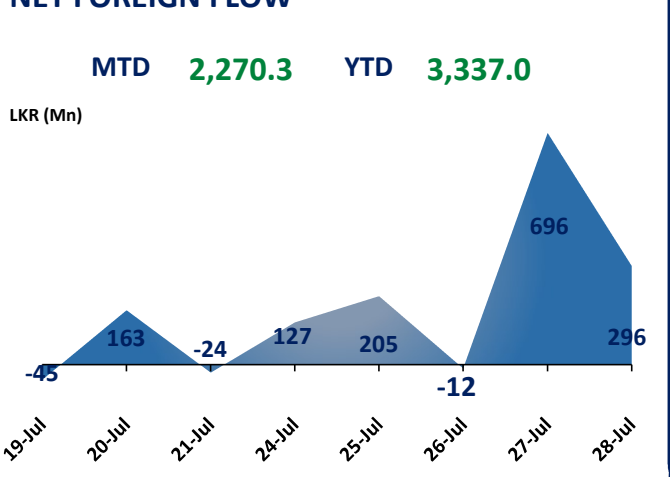
**ASPI** **11,312.19**  
 Intraday Points **54.37**  
 ▲ **0.48%**

**S&P SL20** **3,277.53**  
 Intraday Points **3.77**  
 ▲ **0.12%**

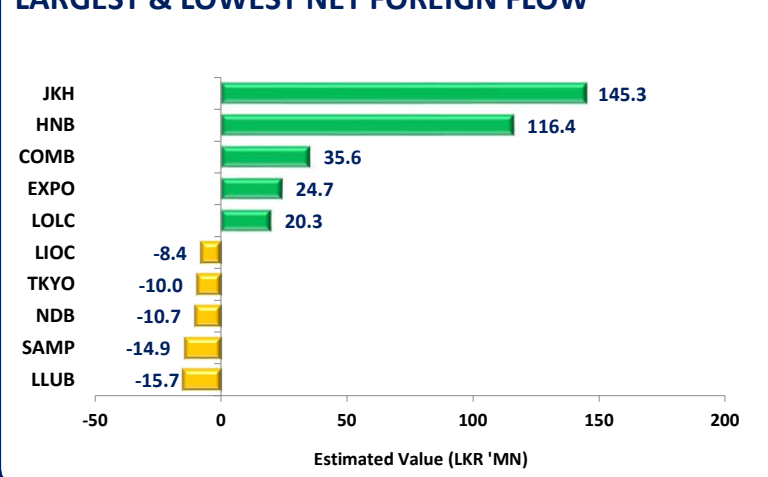
## MARKET VOLUME (LKR' Mn)



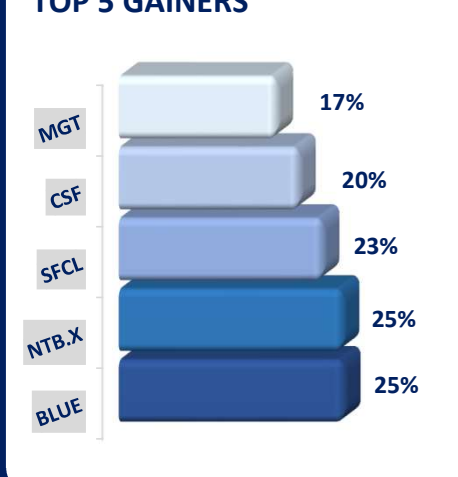
## NET FOREIGN FLOW



## LARGEST & LOWEST NET FOREIGN FLOW



## TOP 5 GAINERS



## TOP 5 LOSERS

