



First Capital
A Janashakti Group Company

DAILY FIXED INCOME & UNIT TRUST



July 6, 2023

"Profit taking drives up yields in the secondary market"

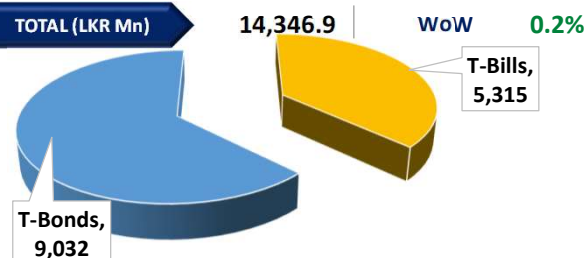
The secondary market witnessed mixed activities and moderate levels of investor activity after the Monetary Board of the Central Bank decided to further reduce the Standing Deposit Facility Rate (SDFR) and the Standing Lending Facility Rate (SLFR) of the Central Bank by 200bps to 11.00% and 12.00%, respectively. With this move, the Central Bank has reduced policy rates by a total of 450bps. During the morning hours of trading 2027 maturity traded at 13.50%, yet with profit taking during mid-session, the yields on the maturity increased and traded at 14.75%. Moreover, profit taking was also visible on the 15.05.26 maturity, which traded at an intra-day high of 15.03% whilst the 15.09.27 and 15.01.28 maturities witnessed trades at an intra-day high yield of 14.75% and 14.00%, respectively.

UNIT TRUSTS

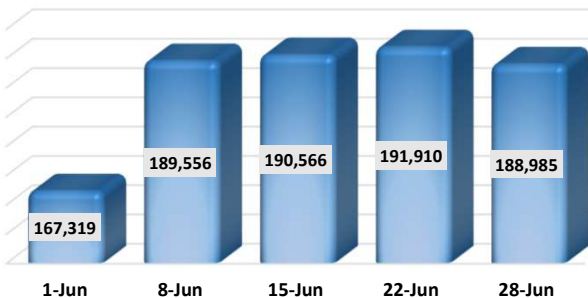
05-Jul-23

First Capital Unit Trust Funds		Sell Price	Buy Price	Avg. Yield	
		LKR	LKR	As at May-23	
	First Capital Money Market Fund	FCMMF	2,657.43	2,657.43	26.4%
	First Capital Gilt Edge Fund	FCGEF	2,089.63	2,089.63	24.2%
	First Capital Wealth Fund	FCWF	1,449.67	1,449.63	38.0%
	First Capital Equity Fund	FCEF	2,134.40	2,027.68	

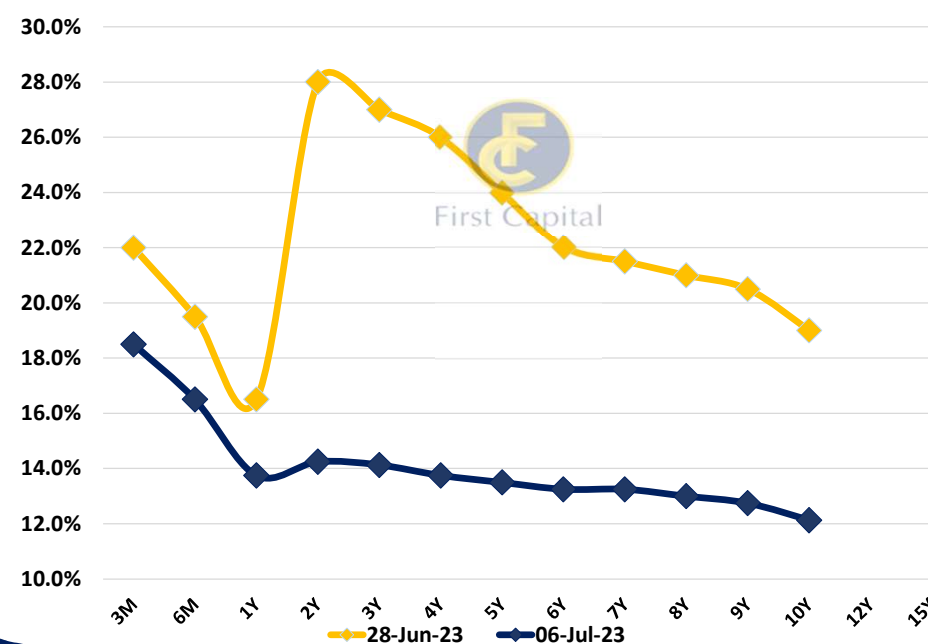
OUTSTANDING STOCK [GSEC]



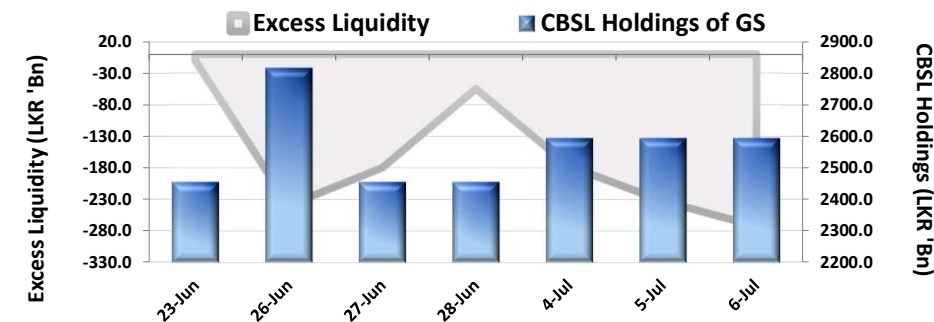
FOREIGN HOLDING (LKR MN) | WoW -1.5%



BILLS AND BONDS YIELDS

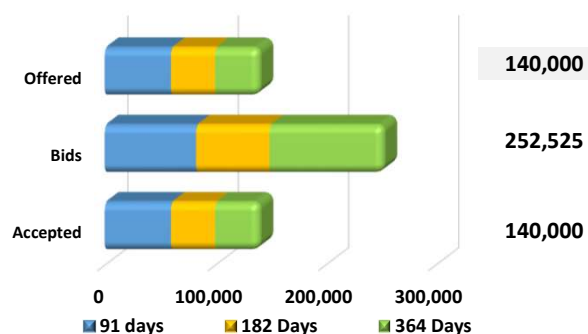


EXCESS LIQUIDITY AND CBSL HOLDINGS



Tenure	Bid	Offer	Today	Last Week	Change (bps)
< 91 Days < 3M	20.00%	17.00%	18.50%	22.00%	-350
< 182 Days < 6M	18.00%	15.00%	16.50%	19.50%	-300
< 364 Days < 1Y	14.50%	13.00%	13.75%	16.50%	-275
07-Jan-25 < 2Y	14.50%	14.00%	14.25%	28.00%	-1375
15-May-26 < 3Y	14.25%	14.00%	14.13%	27.00%	-1287
15-Sep-27 < 4Y	14.00%	13.50%	13.75%	26.00%	-1225
15-Jan-28 < 5Y	13.75%	13.25%	13.50%	24.00%	-1050
01-Jan-29 < 6Y	13.50%	13.00%	13.25%	22.00%	-875
15-May-30 < 7Y	13.50%	13.00%	13.25%	21.50%	-825
15-May-31 < 8Y	13.25%	12.75%	13.00%	21.00%	-800
01-Jul-32 < 9Y	13.00%	12.50%	12.75%	20.50%	-775
15-Jan-33 < 10Y	12.50%	11.75%	12.13%	19.00%	-687
15-Mar-35 < 12Y	N/A	N/A	N/A	N/A	N/A
15-Aug-39 < 15Y	N/A	N/A	N/A	N/A	N/A
01-Jan-41 < 20Y	N/A	N/A	N/A	N/A	N/A

T-BILL AUCTION (LKR MN)



Auction Date: 5-Jul-23
Settlement Date: 7-Jul-23

Days	Yield	Change (bps)
91 days	17.79%	-521
184 days	15.93%	-356
364 days	13.86%	-313

T-BOND AUCTION (LKR MN)



MATURITY TABLE (LKR MN)

