



First Capital  
A Janashakti Group Company

# DAILY FIXED INCOME & UNIT TRUST



July 10, 2023

## "CBSL announces 1st bond auction post IMF board level agreement"

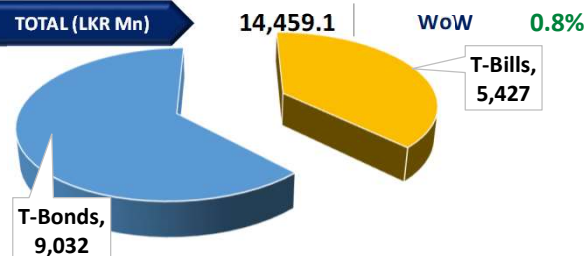
The secondary bond market observed buying interest during the start of the trading proceedings with 01.06.25 maturity trading at 15.00% whilst 15.09.27 and 15.01.28 maturities traded in the range of 14.75%-14.50% and 14.50%-14.00%, respectively. However, with CBSL expected to announce the 1st bond auction (since the signing of the IMF board-level agreement) during the latter part of the day, pre-bids for 15.09.27 and 15.01.28 maturities observed selling interest and traded at 15.15% and 14.50%, respectively. With the CBSL announcement of the LKR 100.0Bn bond auction, selling interest thinned in the market and buying interest emerged as the announced bond auction volume was better than the investor expectations. On the back of the above 15.09.27 and 15.01.28 maturities bounced back and traded at 14.50% and 14.00% respectively. Meanwhile, CBSL announced a LKR 100.0Bn bond auction today with LKR 50.0Bn offered under the 01.05.28 maturity whilst the remaining LKR 50.0Bn was offered from the 15.05.30 maturity.

## UNIT TRUSTS

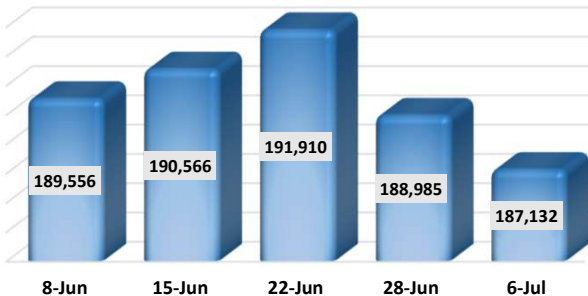
09-Jul-23

First Capital Unit Trust Funds		Sell Price	Buy Price	Avg. Yield	
		LKR	LKR	As at May-23	
	First Capital Money Market Fund	FCMMF	2,664.03	2,664.03	26.4%
	First Capital Gilt Edge Fund	FCGEF	2,094.12	2,094.12	24.2%
	First Capital Wealth Fund	FCWF	1,473.40	1,473.36	38.0%
	First Capital Equity Fund	FCEF	2,161.63	2,053.55	

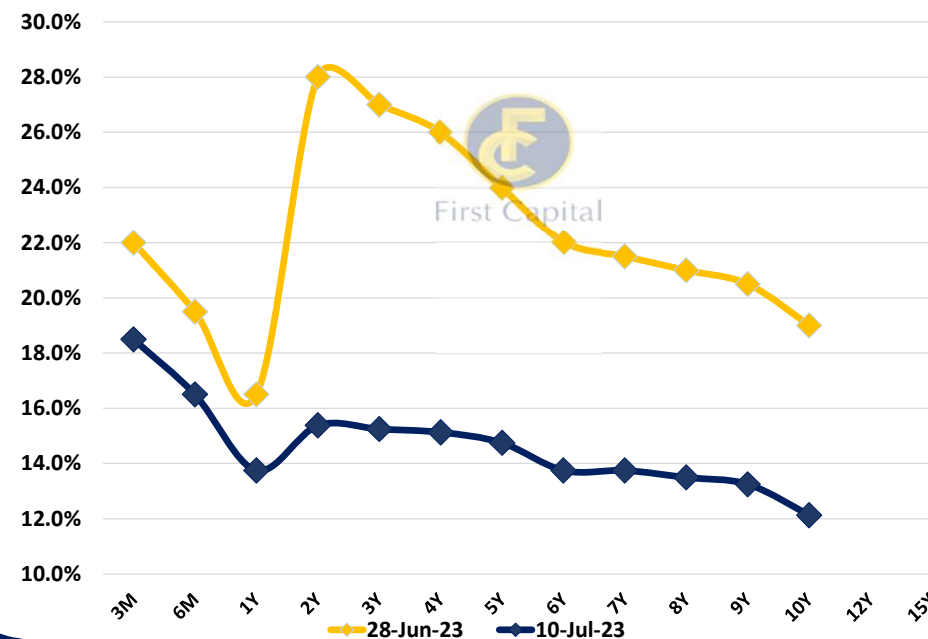
## OUTSTANDING STOCK [GSEC]



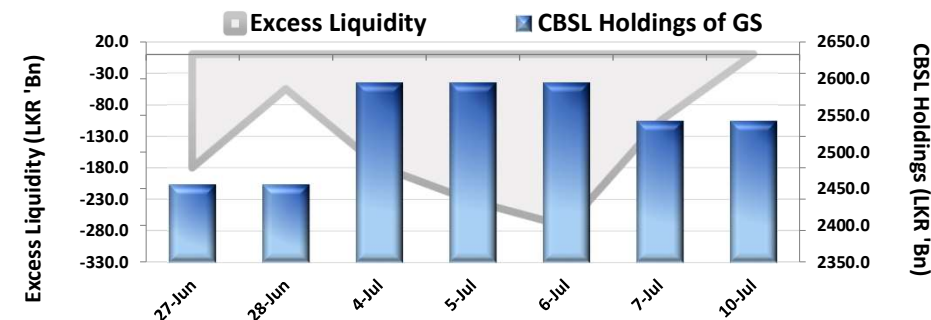
## FOREIGN HOLDING (LKR MN) | WoW -1.0%



## BILLS AND BONDS YIELDS

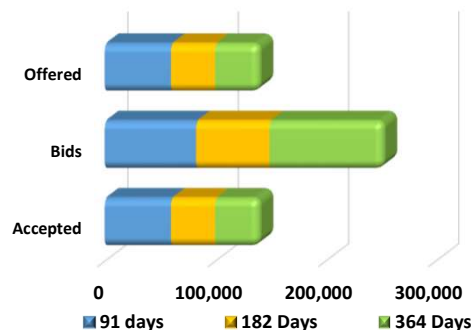


## EXCESS LIQUIDITY AND CBSL HOLDINGS



Tenure	Bid	Offer	Today	Last Week	Change (bps)
< 91 Days < 3M	20.00%	17.00%	18.50%	22.00%	-350
< 182 Days < 6M	18.00%	15.00%	16.50%	19.50%	-300
< 364 Days < 1Y	14.50%	13.00%	13.75%	16.50%	-275
07-Jan-25 < 2Y	15.75%	15.00%	15.38%	28.00%	-1262
15-May-26 < 3Y	15.50%	15.00%	15.25%	27.00%	-1175
15-Sep-27 < 4Y	15.25%	15.00%	15.13%	26.00%	-1087
15-Jan-28 < 5Y	15.00%	14.50%	14.75%	24.00%	-925
01-Jan-29 < 6Y	14.00%	13.50%	13.75%	22.00%	-825
15-May-30 < 7Y	14.00%	13.50%	13.75%	21.50%	-775
15-May-31 < 8Y	13.75%	13.25%	13.50%	21.00%	-750
01-Jul-32 < 9Y	13.50%	13.00%	13.25%	20.50%	-725
15-Jan-33 < 10Y	12.50%	11.75%	12.13%	19.00%	-687
15-Mar-35 < 12Y	N/A	N/A	N/A	N/A	N/A
15-Aug-39 < 15Y	N/A	N/A	N/A	N/A	N/A
01-Jan-41 < 20Y	N/A	N/A	N/A	N/A	N/A

## T-BILL AUCTION (LKR MN)



Auction Date: 5-Jul-23  
Settlement Date: 7-Jul-23

140,000			
252,525	91 days	17.79%	-521 bps
	184 days	15.93%	-356 bps
140,000	364 days	13.86%	-313 bps

## T-BOND AUCTION (LKR MN)



## MATURITY TABLE (LKR MN)

