



First Capital
A Janashakti Group Company

DAILY FIXED INCOME & UNIT TRUST



July 31, 2023

"Inflation eases to single digit; Secondary market extends buying spree"

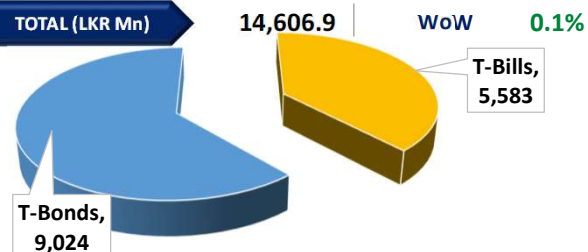
The secondary market yield curve continued to budge lower across the board on the back of hefty buying interest ahead of the weekly T-Bill auction. Moreover, the situation was further supported by deceleration of inflation as measured by the CCPI which hit single digit for the first time in 20-month to 6.3% in Jul-23 from 12.0% in Jun-23 driven by decrease in Food and Non-Food inflation. Accordingly, active investor participation was witnessed on the short end of the curve where 01.06.25 and 01.07.25 maturities traded in the range of 15.50%-15.15% while 15.05.26 maturity hovered in the range of 15.10%-14.65%. Meanwhile, with the moderate volumes, 01.05.27 and 01.09.27 maturities changed hands between 14.95%-14.45%. Furthermore, on the mid end of the curve 01.05.28 and 15.05.28 maturities traded between 14.25%-14.00% while 15.05.30 and 01.07.32 maturities traded in the range of 14.10%-13.75% and 13.85%-13.55%, respectively. Meanwhile in the forex market, LKR appreciated against the greenback as the interbank spot rate traded at LKR 315.0/320.0.

UNIT TRUSTS

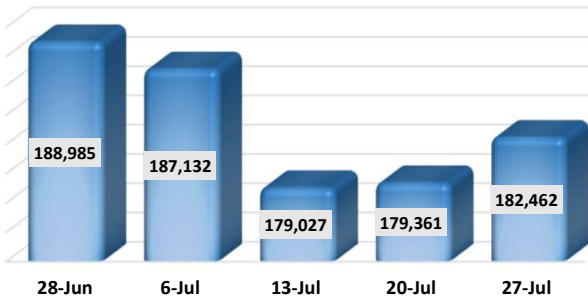
30-Jul-23

First Capital Unit Trust Funds		Sell Price	Buy Price	Avg. Yield	
		LKR	LKR	As at May-23	
	First Capital Money Market Fund	FCMMF	2,698.31	2,698.31	26.4%
	First Capital Gilt Edge Fund	FCGEF	2,113.90	2,113.90	24.2%
	First Capital Wealth Fund	FCWF	1,478.64	1,478.60	38.0%
	First Capital Equity Fund	FCEF	2,378.11	2,259.20	

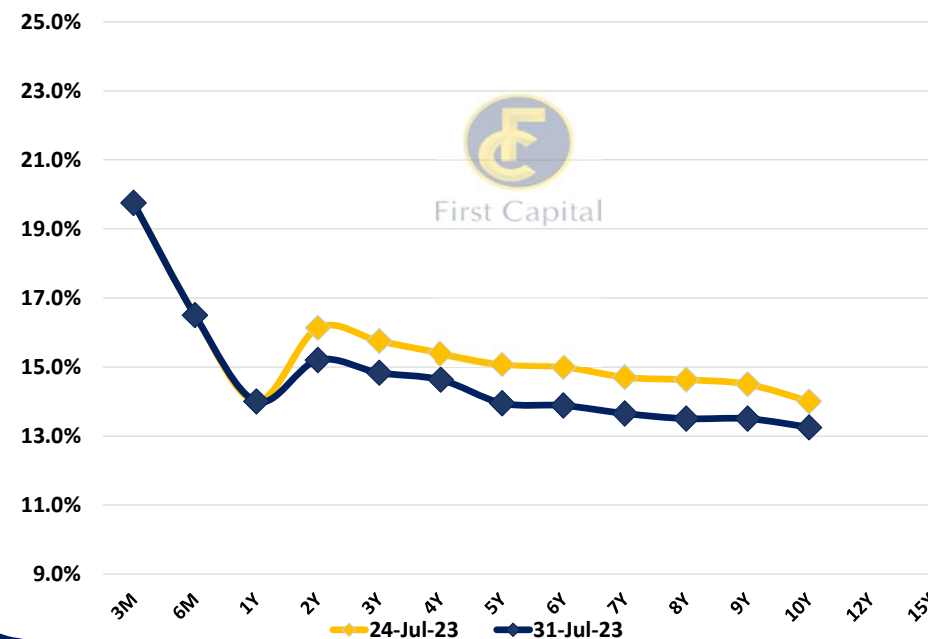
OUTSTANDING STOCK [GSEC]



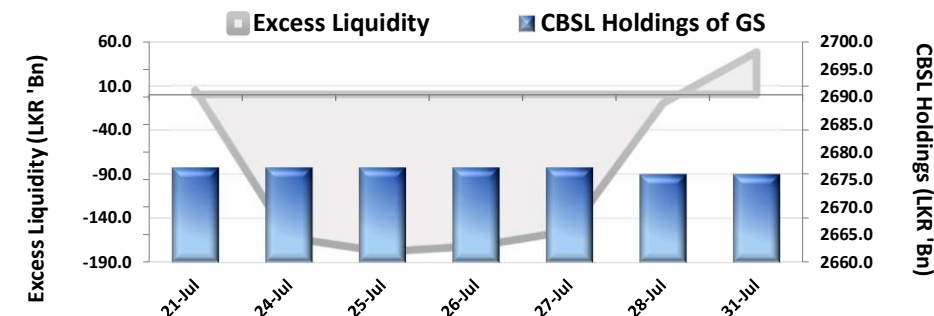
FOREIGN HOLDING (LKR MN) | WoW 1.7%



BILLS AND BONDS YIELDS

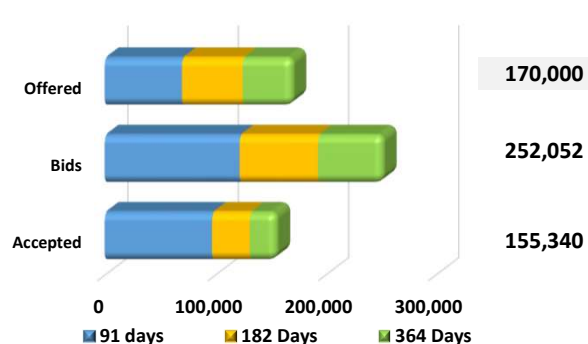


EXCESS LIQUIDITY AND CBSL HOLDINGS



Tenure	Bid	Offer	Today	Last Week	Change (bps)
< 91 Days < 3M	20.50%	19.00%	19.75%	19.75%	0
< 182 Days < 6M	18.00%	15.00%	16.50%	16.50%	0
< 364 Days < 1Y	14.50%	13.50%	14.00%	14.00%	0
07-Jan-25 < 2Y	15.40%	15.00%	15.20%	16.13%	-93
15-May-26 < 3Y	14.90%	14.75%	14.83%	15.75%	-92
15-Sep-27 < 4Y	14.75%	14.50%	14.63%	15.40%	-77
01-May-28 < 5Y	14.10%	13.80%	13.95%	15.08%	-113
15-Jul-29 < 6Y	14.00%	13.75%	13.88%	15.00%	-112
15-May-30 < 7Y	13.80%	13.50%	13.65%	14.70%	-105
15-May-31 < 8Y	13.75%	13.25%	13.50%	14.63%	-113
01-Jul-32 < 9Y	13.75%	13.25%	13.50%	14.50%	-100
15-Jan-33 < 10Y	13.50%	13.00%	13.25%	14.00%	-75
15-Mar-35 < 12Y	N/A	N/A	N/A	N/A	N/A
15-Aug-39 < 15Y	N/A	N/A	N/A	N/A	N/A
01-Jan-41 < 20Y	N/A	N/A	N/A	N/A	N/A

T-BILL AUCTION (LKR MN)



Auction Date	26-Jul-23
Settlement Date	28-Jul-23
91 days	19.96% ▼ -3 bps
184 days	17.69% ▼ -8 bps
364 days	14.29% ▼ -6 bps

T-BOND AUCTION (LKR MN)



MATURITY TABLE (LKR MN)

