



First Capital  
A Janashakti Group Company

# DAILY FIXED INCOME & UNIT TRUST



August 11, 2023

## “Yield curve steady amidst mixed activities”

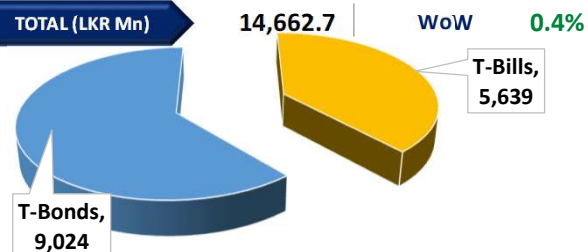
The secondary market yield curve remained broadly steady during the day while mixed activities were observed amidst low volumes. Accordingly, 15.05.2026 and 15.01.2028 traded at 13.00% and 12.90%, respectively. Meanwhile 2027 tenors 01.05.2027 and 15.09.2027 traded at 12.85% during the day. Moreover, renewed demand on T-Bills were witnessed in the market which stirred the yields across all bills to decline approximately by 1%. On the external side, rupee marginally appreciated against the greenback as it closed at LKR 320.0 compared to yesterday's rate of LKR 320.3.

## UNIT TRUSTS

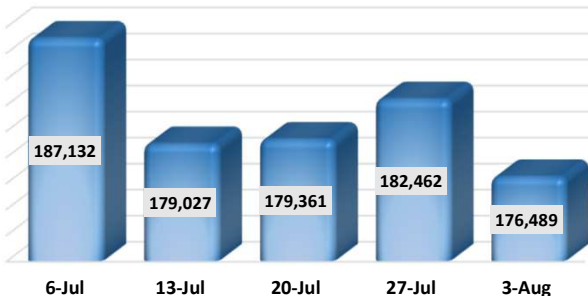
10-Aug-23

First Capital Unit Trust Funds		Sell Price	Buy Price	Avg. Yield	
		LKR	LKR	As at May-23	
	First Capital Money Market Fund	FCMMF	2,715.29	2,715.29	26.4%
	First Capital Gilt Edge Fund	FCGEF	2,123.99	2,123.99	24.2%
	First Capital Wealth Fund	FCWF	1,534.62	1,534.58	38.0%
	First Capital Equity Fund	FCEF	2,535.81	2,409.02	

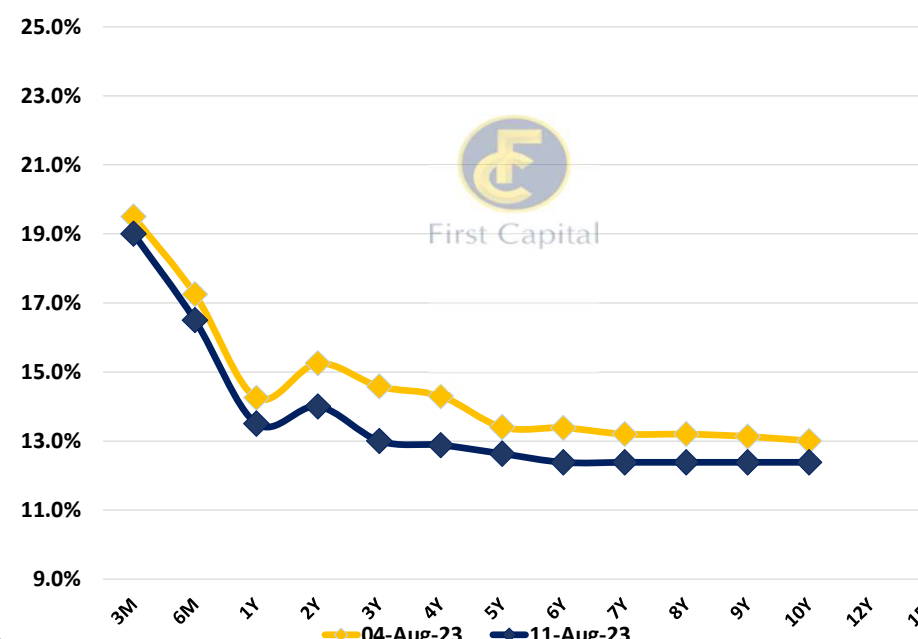
## OUTSTANDING STOCK [GSEC]



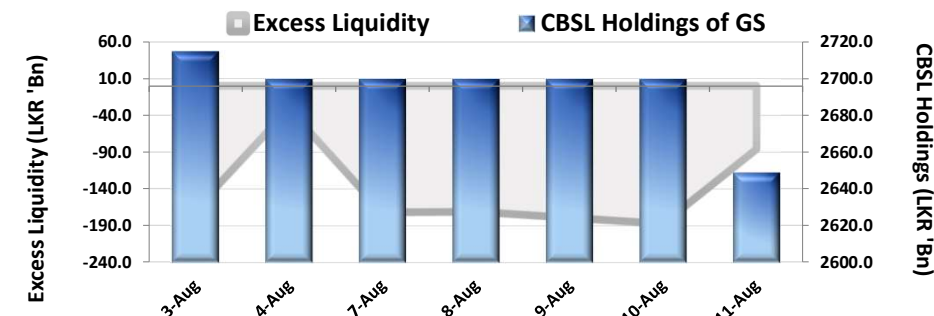
## FOREIGN HOLDING (LKR MN) | WoW -3.3%



## BILLS AND BONDS YIELDS

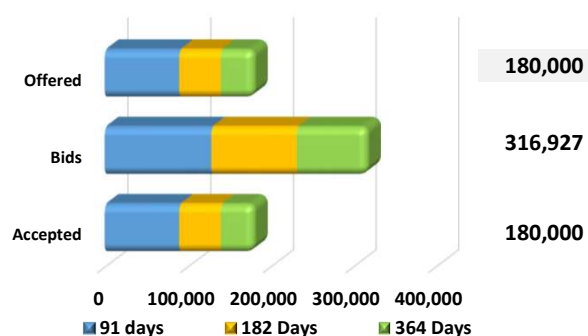


## EXCESS LIQUIDITY AND CBSL HOLDINGS



Tenure	Bid	Offer	Today	Last Week	Change (bps)
< 91 Days < 3M	17.50%	16.50%	19.00%	19.50%	-50
< 182 Days < 6M	16.50%	15.00%	16.50%	17.25%	-75
< 364 Days < 1Y	13.50%	13.00%	13.50%	14.25%	-75
07-Jan-25 < 2Y	14.00%	13.00%	14.00%	15.25%	-125
15-May-26 < 3Y	13.25%	12.75%	13.00%	14.58%	-158
15-Sep-27 < 4Y	13.00%	12.75%	12.88%	14.30%	-142
01-May-28 < 5Y	12.75%	12.50%	12.63%	13.40%	-77
15-Jul-29 < 6Y	12.75%	12.00%	12.38%	13.38%	-100
15-May-30 < 7Y	12.75%	12.00%	12.38%	13.20%	-82
15-May-31 < 8Y	12.75%	12.00%	12.38%	13.20%	-82
01-Jul-32 < 9Y	12.75%	12.00%	12.38%	13.13%	-75
15-Jan-33 < 10Y	12.75%	12.00%	12.38%	13.00%	-62
15-Mar-35 < 12Y	N/A	N/A	N/A	N/A	N/A
15-Aug-39 < 15Y	N/A	N/A	N/A	N/A	N/A
01-Jan-41 < 20Y	N/A	N/A	N/A	N/A	N/A

## T-BILL AUCTION (LKR MN)



Auction Date: 9-Aug-23  
Settlement Date: 11-Aug-23

91 days	19.78%	▼	-12 bps
184 days	17.11%	▼	-46 bps
364 days	13.94%	▼	-22 bps

## T-BOND AUCTION (LKR MN)



## MATURITY TABLE (LKR MN)

