



First Capital
A Janashakti Group Company

DAILY FIXED INCOME & UNIT TRUST



August 17, 2023

“Sluggish mode persists ahead of the Monetary policy meeting”

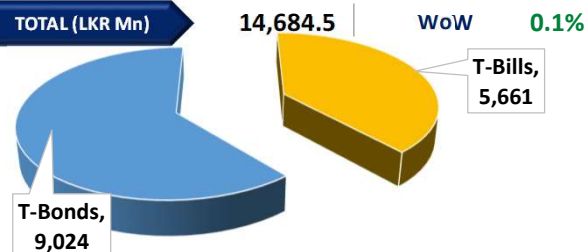
Despite an active participation observed in yesterday's weekly T-Bill auction, the secondary market yield curve remained broadly unchanged as the overall market witnessed dull performance as investors continued to be on the sidelines awaiting for a direction on the interest rates at the upcoming monetary policy review meeting which is scheduled to be held on 24th Aug 2023. In the midst of limited activities, 2026 and 2027 maturities traded within the range of 13.00%-13.15%. Meanwhile, in the forex market, LKR slightly appreciated against USD and stood at LKR 321.1 during the day.

UNIT TRUSTS

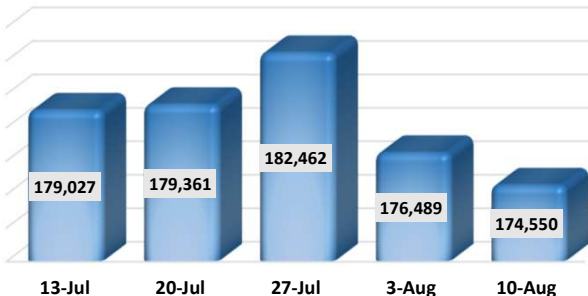
16-Aug-23

| First Capital Unit Trust Funds | | Sell Price | Buy Price | Avg. Yield | |
|--------------------------------|---------------------------------|------------|-----------|--------------|-------|
| | | LKR | LKR | As at May-23 | |
| | First Capital Money Market Fund | FCMMF | 2,724.51 | 2,724.51 | 26.4% |
| | First Capital Gilt Edge Fund | FCGEF | 2,140.90 | 2,140.90 | 24.2% |
| | First Capital Wealth Fund | FCWF | 1,536.47 | 1,536.43 | 38.0% |
| | First Capital Equity Fund | FCEF | 2,449.78 | 2,327.29 | |

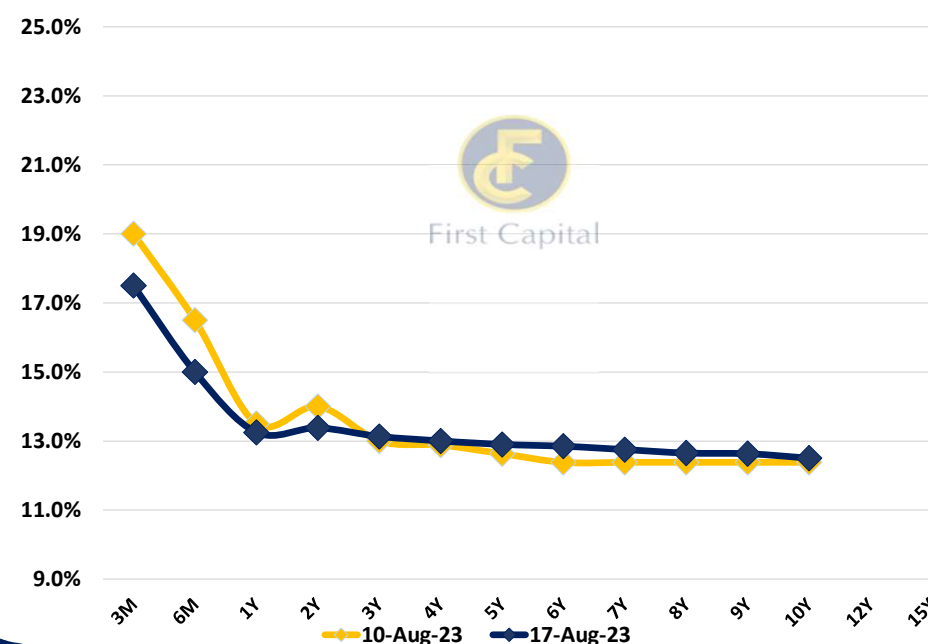
OUTSTANDING STOCK [GSEC]



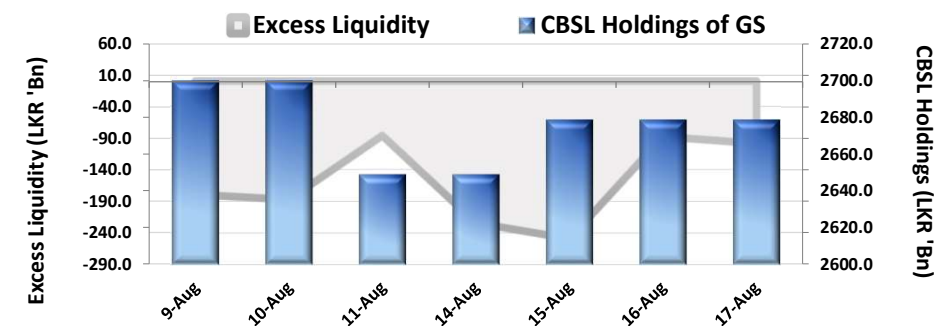
FOREIGN HOLDING (LKR MN) | WoW -1.1%



BILLS AND BONDS YIELDS

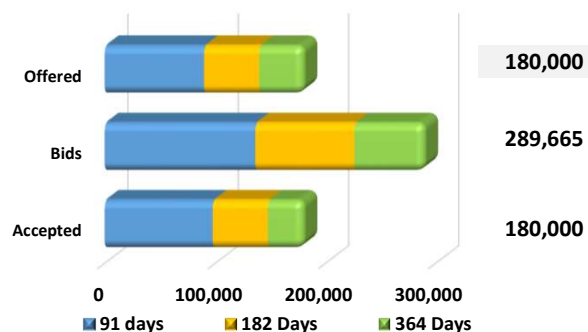


EXCESS LIQUIDITY AND CBSL HOLDINGS



| Tenure | Bid | Offer | Today | Last Week | Change (bps) |
|-----------------|--------|--------|--------|-----------|--------------|
| < 91 Days < 3M | 18.00% | 17.00% | 17.50% | 19.00% | -150 |
| < 182 Days < 6M | 15.50% | 14.50% | 15.00% | 16.50% | -150 |
| < 364 Days < 1Y | 13.50% | 13.00% | 13.25% | 13.50% | -25 |
| 07-Jan-25 < 2Y | 13.75% | 13.00% | 13.38% | 14.00% | -62 |
| 15-May-26 < 3Y | 13.25% | 13.00% | 13.13% | 13.00% | +13 |
| 15-Sep-27 < 4Y | 13.10% | 12.90% | 13.00% | 12.88% | +12 |
| 01-May-28 < 5Y | 13.00% | 12.80% | 12.90% | 12.63% | +27 |
| 15-Jul-29 < 6Y | 13.00% | 12.70% | 12.85% | 12.38% | +47 |
| 15-May-30 < 7Y | 13.00% | 12.50% | 12.75% | 12.38% | +37 |
| 15-May-31 < 8Y | 13.00% | 12.30% | 12.65% | 12.38% | +27 |
| 01-Jul-32 < 9Y | 13.00% | 12.25% | 12.63% | 12.38% | +25 |
| 15-Jan-33 < 10Y | 13.00% | 12.00% | 12.50% | 12.38% | +12 |
| 15-Mar-35 < 12Y | N/A | N/A | N/A | N/A | N/A |
| 15-Aug-39 < 15Y | N/A | N/A | N/A | N/A | N/A |
| 01-Jan-41 < 20Y | N/A | N/A | N/A | N/A | N/A |

T-BILL AUCTION (LKR MN)



Auction Date: 16-Aug-23

Settlement Date: 18-Aug-23

| | | | |
|----------|--------|---|----------|
| 91 days | 17.55% | ▼ | -223 bps |
| 184 days | 14.87% | ▼ | -224 bps |
| 364 days | 13.19% | ▼ | -75 bps |

T-BOND AUCTION (LKR MN)



Auction Date: 13-Jul-23

MATURITY TABLE (LKR MN)

Week ending 25-Aug-23

