

DAILY FIXED INCOME & UNIT TRUST



First Capital
A Janashakti Group Company



September 5, 2023

“Secondary market on a buying spree despite thin volumes”

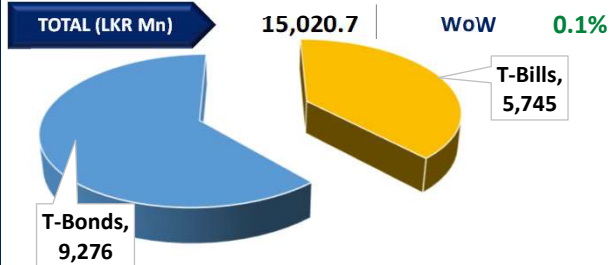
The secondary market witnessed emerging buying interest during the day on the back of thin volumes and very limited activities whilst, 01.08.26 tenor traded between 15.75%-15.50% and 01.07.28 maturity hovered between 14.80%-14.64%. Moreover, the weekly T-Bill auction is to be held tomorrow the 06th of Sep-23 for a total of LKR 140.0Bn out of which LKR 60.0Bn is to be raised from 91-day maturities, LKR 40.0Bn is to be raised from 182-day maturities whilst another LKR 40.0Bn is to be raised from 364-day maturities. Meanwhile on the external side, LKR slightly depreciated against the greenback recording LKR 320.4 during the day.

UNIT TRUSTS

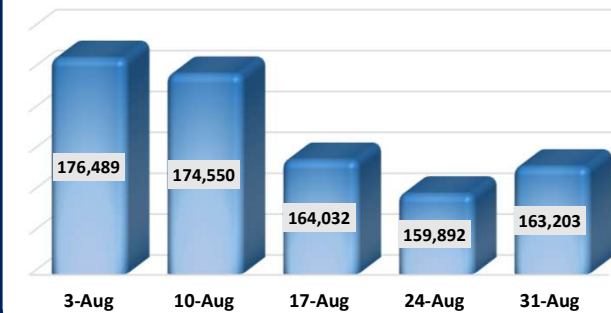
04-Sep-23

First Capital Unit Trust Funds		Sell Price	Buy Price	Avg. Yield
		LKR	LKR	
First Capital Money Market Fund	FCMMF	2,753.92	2,753.92	20.76%
First Capital Gilt Edge Fund	FCGEF	2,154.32	2,154.32	11.74%
First Capital Wealth Fund	FCWF	1,525.41	1,525.37	63.25%
First Capital Equity Fund	FCEF	2,489.01	2,364.56	81.16%

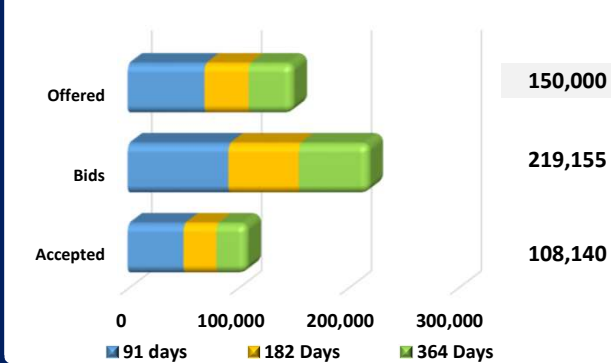
OUTSTANDING STOCK [GSEC]



FOREIGN HOLDING (LKR MN) | WoW 2.1%



T-BILL AUCTION (LKR MN)

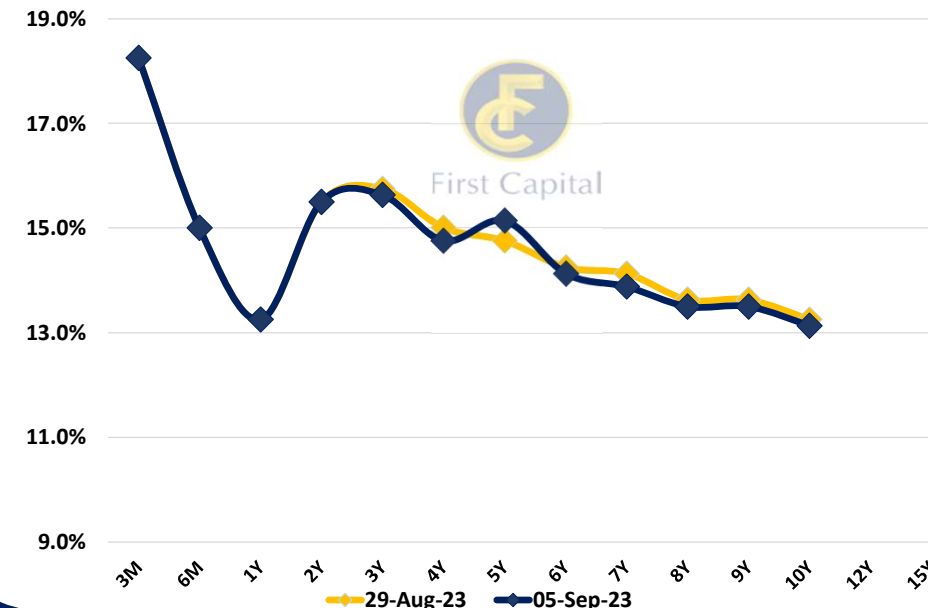


Auction Date 29-Aug-23

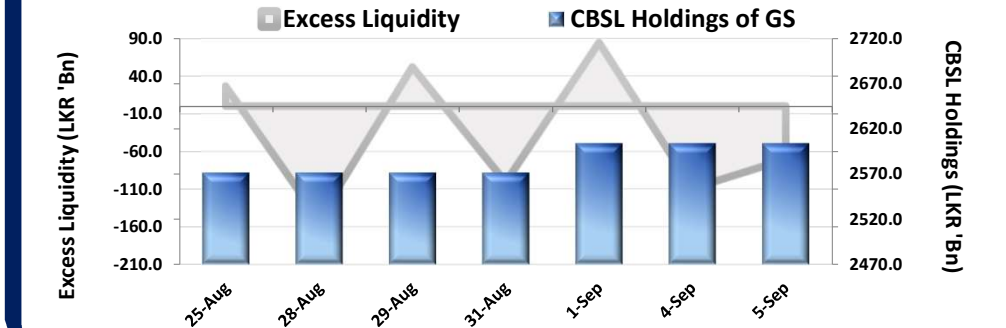
Settlement Date 01-Sep-23

91 days	18.48%	▲	+51 bps
184 days	15.36%	▲	+33 bps
364 days	13.58%	▲	+27 bps

BILLS AND BONDS YIELDS



EXCESS LIQUIDITY AND CBSL HOLDINGS



Tenure	Bid	Offer	Today	Last Week	Change (bps)
< 91 Days < 3M	18.50%	18.00%	18.25%	18.25%	0
< 182 Days < 6M	15.50%	14.50%	15.00%	15.00%	0
< 364 Days < 1Y	13.50%	13.00%	13.25%	13.25%	0
07-Jan-25 < 2Y	16.00%	15.00%	15.50%	15.50%	0
15-May-26 < 3Y	15.75%	15.50%	15.63%	15.75%	-12
15-Sep-27 < 4Y	15.00%	14.50%	14.75%	15.00%	-25
01-May-28 < 5Y	15.50%	14.75%	15.13%	14.75%	+38
15-Jul-29 < 6Y	14.50%	13.75%	14.13%	14.25%	-12
15-May-30 < 7Y	14.25%	13.50%	13.88%	14.13%	-25
15-May-31 < 8Y	13.00%	14.00%	13.50%	13.63%	-13
01-Jul-32 < 9Y	13.00%	14.00%	13.50%	13.63%	-13
15-Jan-33 < 10Y	13.75%	12.50%	13.13%	13.25%	-12
15-Mar-35 < 12Y	N/A	N/A	N/A	N/A	N/A
15-Aug-39 < 15Y	N/A	N/A	N/A	N/A	N/A
01-Jan-41 < 20Y	N/A	N/A	N/A	N/A	N/A

T-BOND AUCTION (LKR MN)



MATURITY TABLE (LKR MN)

