



First Capital
A Janashakti Group Company

DAILY FIXED INCOME & UNIT TRUST



September 20, 2023

"CBSL auction fully subscribed, interest mainly on 91-day maturity"

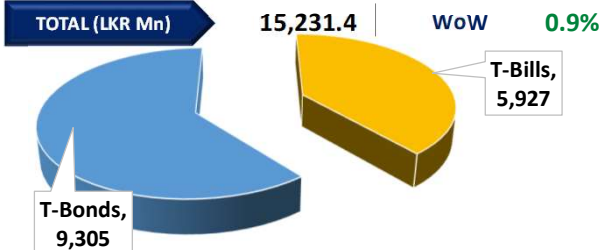
At the weekly CBSL auction that took place today for LKR 170.0Bn, CBSL fully accepted the offered LKR 170.0Bn, with majority accepted from the 91-day maturity (with an acceptance rate of 157.0% cf. offered LKR 70.0Bn). Furthermore, despite the higher acceptance, weighted average yields of the 91-day maturity declined by 04bps to 18.12% whilst the 364-day maturity also recorded a slight decline by 03bps to 13.32%. However, despite the relatively higher rate of acceptance compared to the 364-day maturity (74.5% cf. 38.5%, respectively) weighted average yields of the 182-day maturity inclined marginally by 19bps to 15.38%. Meanwhile at the secondary market, slightly higher quotes were observed on the T-bills after the CBSL increased the cut-off rates at the auction held today. Therefore, light activities were observed on the 182-day and 365-day maturities, which traded at 16.00% and 14.00%, respectively.

UNIT TRUSTS

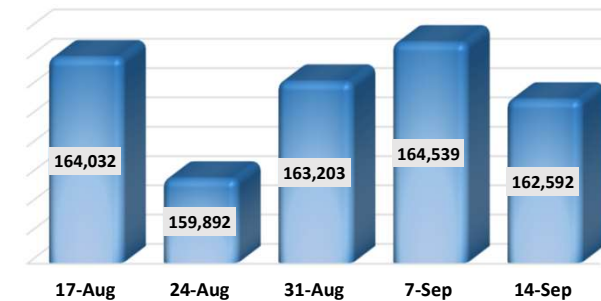
19-Sep-23

First Capital Unit Trust Funds		Sell Price	Buy Price	Avg. Yield	
		LKR	LKR		
	First Capital Money Market Fund	FCMMF	2,777.01	2,777.01	19.98%
	First Capital Gilt Edge Fund	FCGEF	2,171.47	2,171.47	16.69%
	First Capital Wealth Fund	FCWF	1,552.68	1,552.64	63.19%
	First Capital Equity Fund	FCEF	2,493.64	2,368.96	76.92%

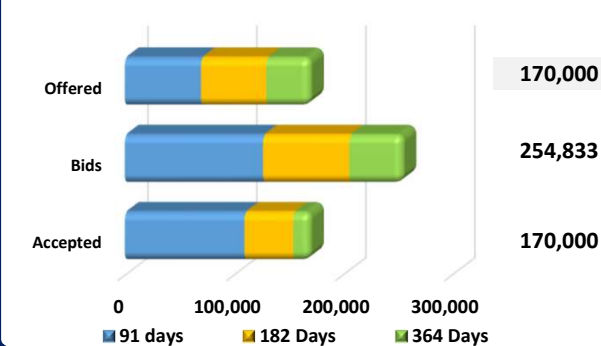
OUTSTANDING STOCK [GSEC]



FOREIGN HOLDING (LKR MN) | WoW -1.2%



T-BILL AUCTION (LKR MN)



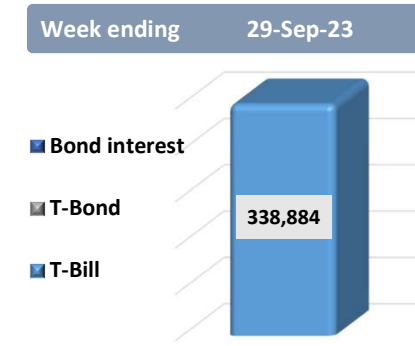
Auction Date: 20-Sep-23
Settlement Date: 22-Sep-23

Maturity	Yield	Change
91 days	18.12%	-4 bps
184 days	15.38%	+19 bps
364 days	13.32%	-3 bps

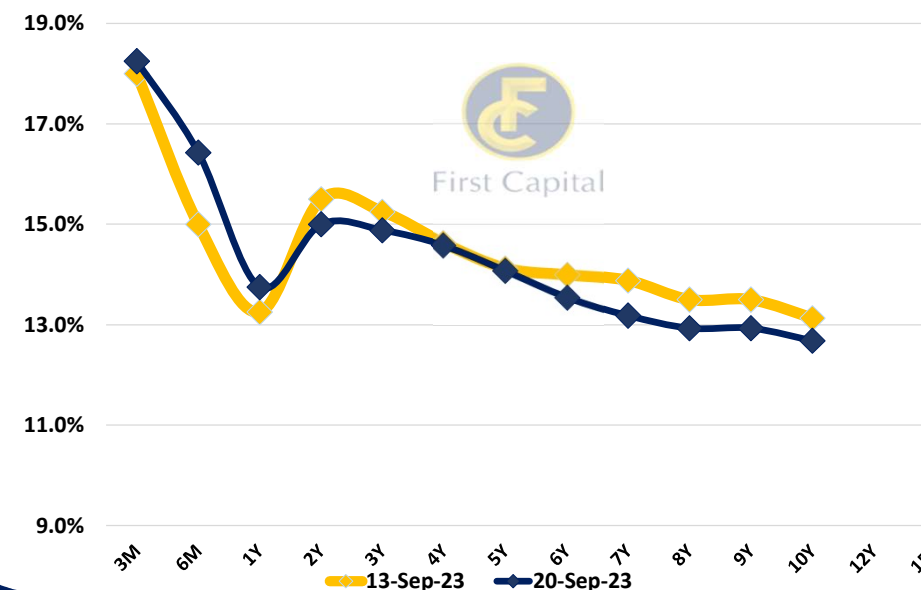
T-BOND AUCTION (LKR MN)



MATURITY TABLE (LKR MN)



BILLS AND BONDS YIELDS



Tenure	Bid	Offer	Today	Last Week	Change (bps)
< 91 Days < 3M	18.50%	18.00%	18.25%	18.00%	+25
< 182 Days < 6M	16.75%	16.10%	16.43%	15.00%	+143
< 364 Days < 1Y	14.00%	13.50%	13.75%	13.25%	+50
07-Jan-25 < 2Y	15.50%	14.50%	15.00%	15.50%	-50
01-Aug-26 < 3Y	15.00%	14.75%	14.88%	15.25%	-37
15-Sep-27 < 4Y	14.75%	14.40%	14.58%	14.63%	-5
01-Jul-28 < 5Y	14.25%	13.90%	14.08%	14.13%	-5
15-Jul-29 < 6Y	13.75%	13.35%	13.55%	14.00%	-45
15-May-30 < 7Y	13.50%	12.85%	13.18%	13.88%	-70
15-May-31 < 8Y	13.25%	12.60%	12.93%	13.50%	-57
01-Jul-32 < 9Y	13.25%	12.60%	12.93%	13.50%	-57
15-Jan-33 < 10Y	13.25%	12.10%	12.68%	13.13%	-45
15-Mar-35 < 12Y	N/A	N/A	N/A	N/A	N/A
15-Aug-39 < 15Y	N/A	N/A	N/A	N/A	N/A
01-Jan-41 < 20Y	N/A	N/A	N/A	N/A	N/A

EXCESS LIQUIDITY AND CBSL HOLDINGS

