

# DAILY FIXED INCOME & UNIT TRUST



First Capital  
A Janashakti Group Company



October 4, 2023

## "The secondary market active ahead of the tomorrow's policy decision"

The secondary market recorded moderate activities during today's session, partly due to the expectations of a rate cut at tomorrow's monetary policy meeting whilst the CBSL's yesterday move to revise down the offered quantity of the bond auction scheduled for 15th October 2023 from LKR 55.0Bn to LKR 25.0Bn, also fueled the positive sentiment in the market. On the back of this, moderate volumes were observed in the secondary market, with more in demand 01.06.26 and 01.07.08 maturities trading at a lowest of 15.00% and 14.15%, respectively. Furthermore, CBSL also conducted its weekly treasury bill auction today and partly accepted a total of LKR 105.0Bn, with the majority accepted from the 91-day maturity. Moreover, with CBSL revising down the cut off rates of the bill auction, weighted average yields slid across the board with 91-day bill recording the sharpest decline of 20bps to 17.22% whilst the 182-day and 364-day bills also saw weighted average yields declining by 4bps to 15.09% and 14bps to 13.16%, respectively.

## UNIT TRUSTS

03-Oct-23

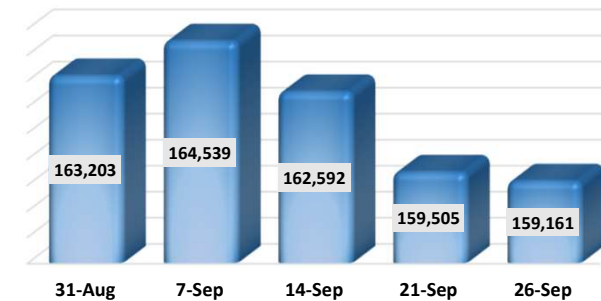
First Capital Unit Trust Funds		Sell Price	Buy Price	Avg. Yield	
		LKR	LKR		
	First Capital Money Market Fund	FCMMF	2,797.76	2,797.76	19.65%
	First Capital Gilt Edge Fund	FCGEF	2,185.00	2,185.00	15.23%
	First Capital Wealth Fund	FCWF	1,538.92	1,538.88	58.45%
	First Capital Equity Fund	FCEF	2,438.94	2,316.99	71.49%

## OUTSTANDING STOCK [GSEC]

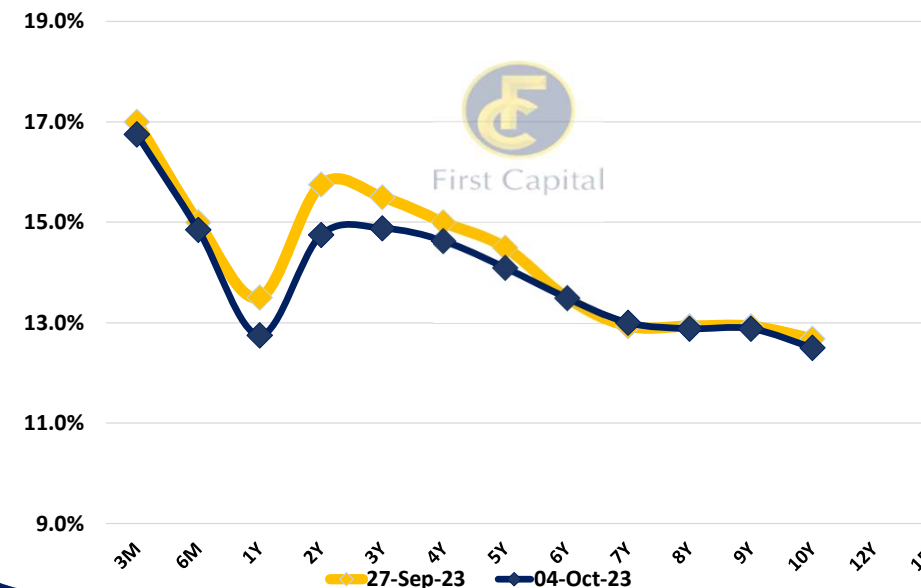
TOTAL (LKR Mn) 15,666.2 | WoW 0.1%



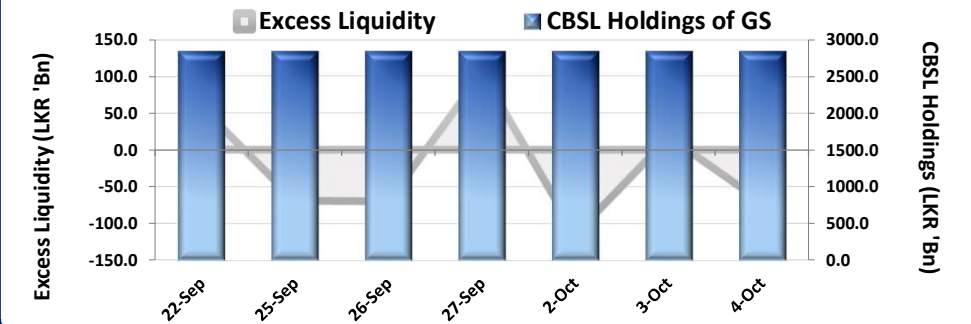
## FOREIGN HOLDING (LKR MN) | WoW -0.2%



## BILLS AND BONDS YIELDS

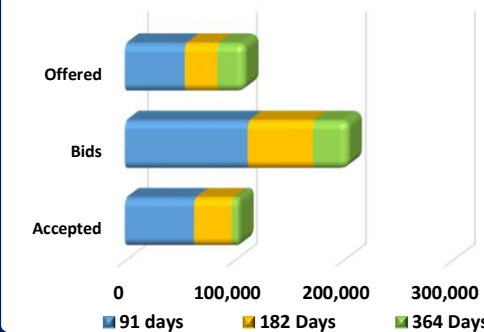


## EXCESS LIQUIDITY AND CBSL HOLDINGS



Tenure	Bid	Offer	Today	Last Week	Change (bps)
< 91 Days < 3M	17.25%	16.25%	16.75%	17.00%	-25
< 182 Days < 6M	15.20%	14.50%	14.85%	15.00%	-15
< 364 Days < 1Y	13.25%	12.25%	12.75%	13.50%	-75
07-Jan-25 < 2Y	15.00%	14.50%	14.75%	15.75%	-100
01-Aug-26 < 3Y	15.00%	14.75%	14.88%	15.50%	-62
15-Sep-27 < 4Y	14.75%	14.50%	14.63%	15.00%	-37
01-Jul-28 < 5Y	14.20%	14.00%	14.10%	14.50%	-40
15-Jul-29 < 6Y	14.00%	13.00%	13.50%	13.50%	0
15-May-30 < 7Y	13.25%	12.75%	13.00%	12.93%	+7
15-May-31 < 8Y	13.25%	12.50%	12.88%	12.93%	-5
01-Jul-32 < 9Y	13.25%	12.50%	12.88%	12.93%	-5
15-Jan-33 < 10Y	13.00%	12.00%	12.50%	12.68%	-18
15-Mar-35 < 12Y	N/A	N/A	N/A	N/A	N/A
15-Aug-39 < 15Y	N/A	N/A	N/A	N/A	N/A
01-Jan-41 < 20Y	N/A	N/A	N/A	N/A	N/A

## T-BILL AUCTION (LKR MN)



110,000

204,796

105,022

Auction Date 4-Oct-23

Settlement Date 6-Oct-23

91 days	17.22%	▼	-20 bps
184 days	15.09%	▼	-4 bps
364 days	13.16%	▼	-14 bps

## T-BOND AUCTION (LKR MN)



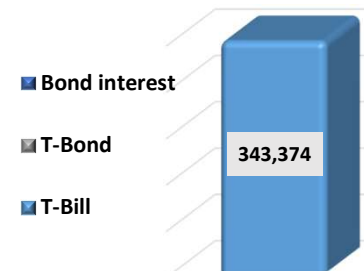
W.Avg 15.64%

Auction Date 25-Sep-23

W.Avg 14.52%

## MATURITY TABLE (LKR MN)

Week ending 13-Oct-23



343,374