



First Capital
A Janashakthi Group Company

DAILY FIXED INCOME & UNIT TRUST



October 5, 2023

"CBSL relaxes policy rates by 100bps"

CBSL at its meeting held on 04th Oct 2023, decided to reduce the Standing Deposit Facility Rate (SDFR) and the Standing Lending Facility Rate (SLFR) of the Central Bank by 100bps to 10.0% and 11.0%, respectively with the aim of boosting the economic revival and to expedite the decline in market interest rates, especially lending rates, in the period ahead. However, despite the reduction in policy rates, selling pressure emerged in the secondary market stirring rates to spike. Accordingly, 01.06.2026 and 01.08.2026 traded in the range of 15.00%-15.35% while 01.07.2028 hovered between 14.30%-14.50%. Meanwhile, on the external side, LKR remained stable against the USD at LKR 323.8.

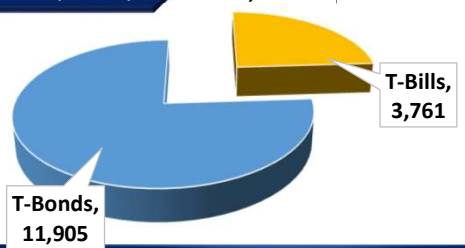
UNIT TRUSTS

04-Oct-23

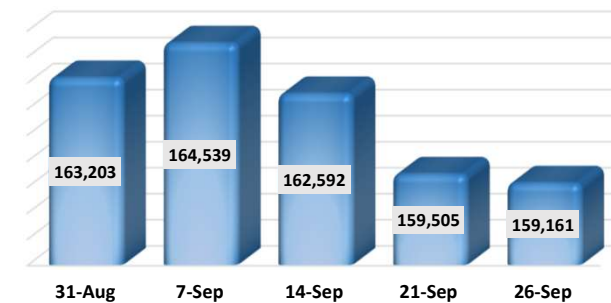
First Capital Unit Trust Funds		Sell Price	Buy Price	Avg. Yield
		LKR	LKR	
First Capital Money Market Fund	FCMMF	2,799.27	2,799.27	19.71%
First Capital Gilt Edge Fund	FCGEF	2,185.89	2,185.89	14.98%
First Capital Wealth Fund	FCWF	1,539.66	1,539.62	58.16%
First Capital Equity Fund	FCEF	2,451.85	2,329.26	69.32%

OUTSTANDING STOCK [GSEC]

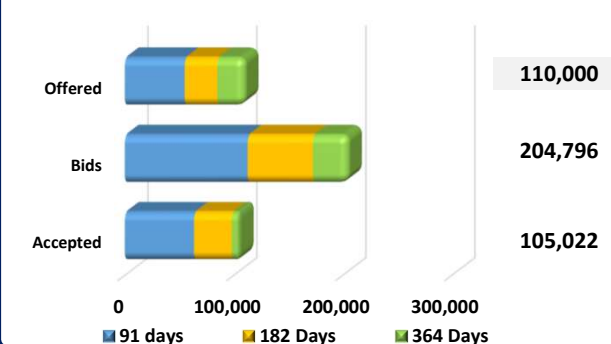
TOTAL (LKR Mn) 15,666.2 | WoW 0.1%



FOREIGN HOLDING (LKR MN) | WoW -0.2%



T-BILL AUCTION (LKR MN)



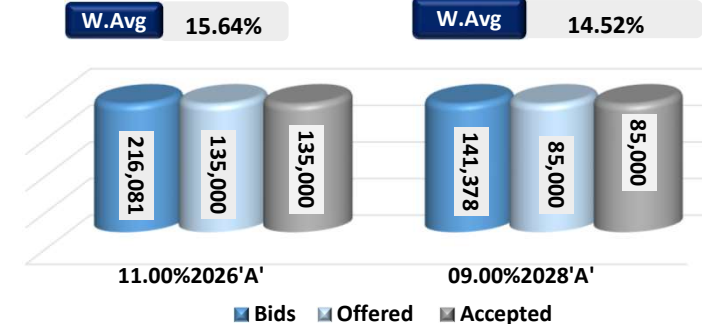
Auction Date: 4-Oct-23

Settlement Date: 6-Oct-23

91 days	17.22%	▼	-20 bps
184 days	15.09%	▼	-4 bps
364 days	13.16%	▼	-14 bps

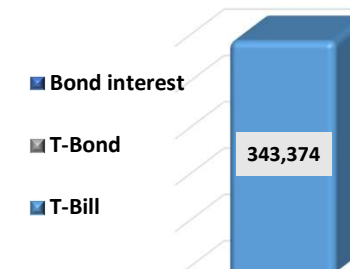
T-BOND AUCTION (LKR MN)

Auction Date: 25-Sep-23

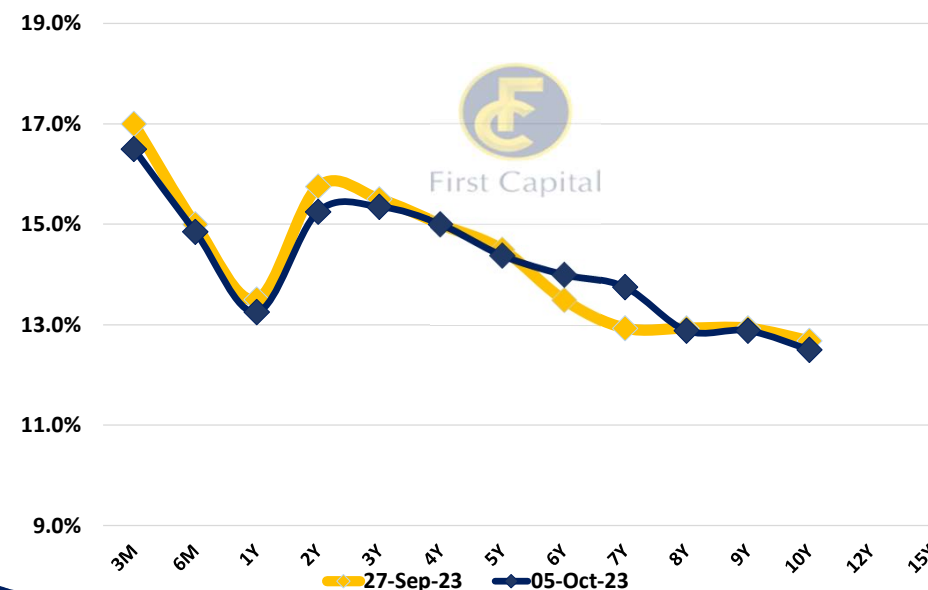


MATURITY TABLE (LKR MN)

Week ending: 13-Oct-23



BILLS AND BONDS YIELDS



Tenure	Bid	Offer	Today	Last Week	Change (bps)
< 91 Days < 3M	17.00%	16.00%	16.50%	17.00%	-50
< 182 Days < 6M	15.20%	14.50%	14.85%	15.00%	-15
< 364 Days < 1Y	13.50%	13.00%	13.25%	13.50%	-25
07-Jan-25 < 2Y	15.50%	15.00%	15.25%	15.75%	-50
01-Aug-26 < 3Y	15.50%	15.20%	15.35%	15.50%	-15
15-Sep-27 < 4Y	15.20%	14.80%	15.00%	15.00%	0
01-Jul-28 < 5Y	14.50%	14.25%	14.38%	14.50%	-12
15-Jul-29 < 6Y	14.25%	13.75%	14.00%	13.50%	+50
15-May-30 < 7Y	14.00%	13.50%	13.75%	12.93%	+82
15-May-31 < 8Y	13.25%	12.50%	12.88%	12.93%	-5
01-Jul-32 < 9Y	13.25%	12.50%	12.88%	12.93%	-5
15-Jan-33 < 10Y	13.00%	12.00%	12.50%	12.68%	-18
15-Mar-35 < 12Y	N/A	N/A	N/A	N/A	N/A
15-Aug-39 < 15Y	N/A	N/A	N/A	N/A	N/A
01-Jan-41 < 20Y	N/A	N/A	N/A	N/A	N/A

EXCESS LIQUIDITY AND CBSL HOLDINGS

