

DAILY FIXED INCOME & UNIT TRUST



First Capital
A Janashakthi Group Company



October 13, 2023

“Secondary market closes the week on a mixed note”

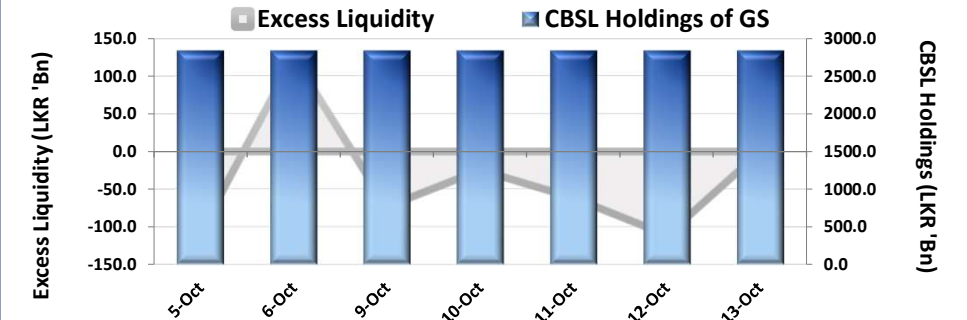
The secondary market witnessed mixed investor activity during the day, with 01.06.26 and 01.08.26 maturities recording trades between 15.15%-15.12%. Meanwhile, selling interest was observed on the 15.05.28 and 01.07.28 maturities, which enticed trades between 14.50%-14.60%. The overall market volumes continued to remain moderate during the day.

UNIT TRUSTS

12-Oct-23

First Capital Unit Trust Funds		Sell Price	Buy Price	Avg. Yield	
		LKR	LKR		
	First Capital Money Market Fund	FCMMF	2,811.25	2,811.25	19.49%
	First Capital Gilt Edge Fund	FCGEF	2,195.77	2,195.77	21.24%
	First Capital Wealth Fund	FCWF	1,547.87	1,547.83	57.51%
	First Capital Equity Fund	FCEF	2,389.78	2,270.29	62.43%

EXCESS LIQUIDITY AND CBSL HOLDINGS

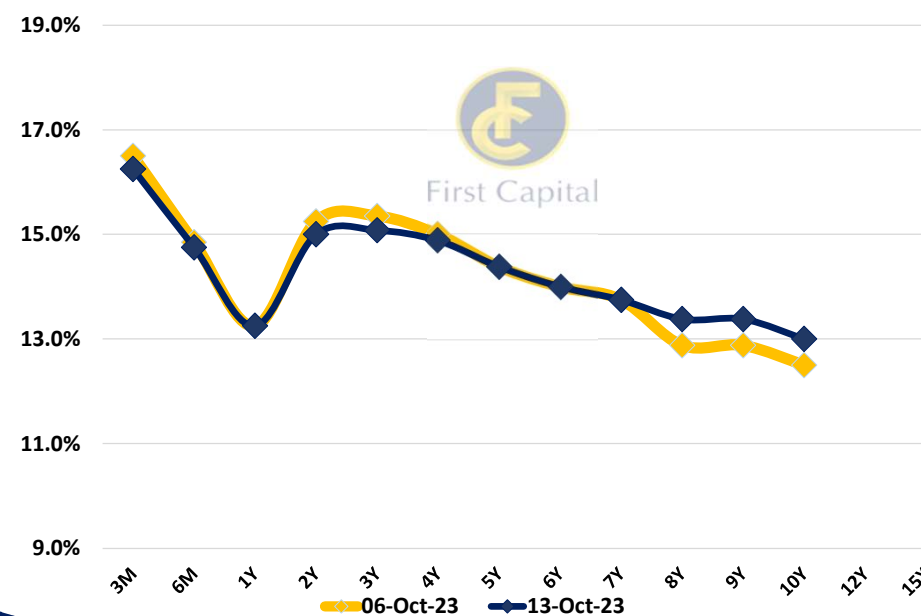


OUTSTANDING STOCK [GSEC]

TOTAL (LKR Mn) 15,738.8 | WoW 0.5%

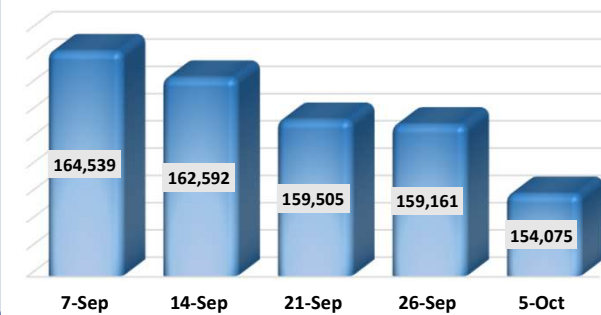


BILLS AND BONDS YIELDS

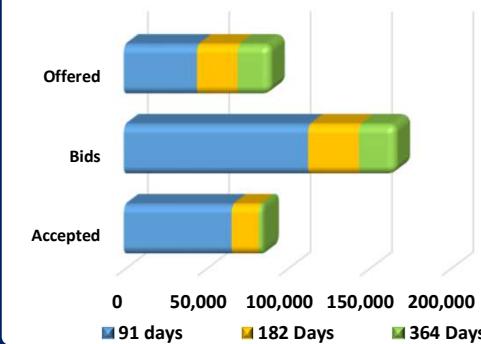


Tenure	Bid	Offer	Today	Last Week	Change (bps)
< 91 Days < 3M	16.50%	16.00%	16.25%	16.50%	-25
< 182 Days < 6M	15.00%	14.50%	14.75%	14.85%	-10
< 364 Days < 1Y	13.50%	13.00%	13.25%	13.25%	0
07-Jan-25 < 2Y	15.25%	14.75%	15.00%	15.25%	-25
15-Sep-27 < 3Y	15.15%	15.00%	15.08%	15.35%	-27
01-Jul-28 < 4Y	15.00%	14.75%	14.88%	15.00%	-12
01-Jul-28 < 5Y	14.50%	14.25%	14.38%	14.38%	0
15-Jul-29 < 6Y	14.25%	13.75%	14.00%	14.00%	0
15-May-30 < 7Y	14.00%	13.50%	13.75%	13.75%	0
15-May-31 < 8Y	13.75%	13.00%	13.38%	12.88%	+50
01-Jul-32 < 9Y	13.75%	13.00%	13.38%	12.88%	+50
15-Jan-33 < 10Y	13.50%	12.50%	13.00%	12.50%	+50
15-Mar-35 < 12Y	N/A	N/A	N/A	N/A	N/A
15-Aug-39 < 15Y	N/A	N/A	N/A	N/A	N/A
01-Jan-41 < 20Y	N/A	N/A	N/A	N/A	N/A

FOREIGN HOLDING (LKR MN) | WoW -3.2%



T-BILL AUCTION (LKR MN)



Auction Date	11-Oct-23
Settlement Date	13-Oct-23
91 days	16.64% ▼ -58 bps
184 days	14.96% ▼ -13 bps
364 days	13.10% ▼ -6 bps

T-BOND AUCTION (LKR MN)



MATURITY TABLE (LKR MN)

Week ending 20-Oct-23

