



First Capital
A Janashakti Group Company

DAILY FIXED INCOME & UNIT TRUST



October 31, 2023

“Bullish optimism drives bond yields lower”

Following the LKR 45.0Bn bond auction held yesterday where all bids were rejected by the CBSL, the secondary market displayed significant buying interest. Trading activity was notably at a healthy level, leading to a decline in yields on the short to mid end of the curve. During the day, on the short end of the curve, 01.07.25 and 01.06.26 maturities traded at 14.90% and 14.95%, respectively. On the mid tenors, 01.05.27 and 15.09.27 maturities changed hands at 15.00% and 14.85%, while the 01.07.28, 01.07.29, and 15.05.30 maturities inched lower to 14.80%, 14.40%, and 14.25%, respectively. Moreover, CBSL announced an issue of LKR 145.0Bn T-Bills through an auction to be held tomorrow, out of which LKR 65.0Bn is to be raised from 91-day maturity, LKR 45.0Bn is expected to be raised from 182-day maturity while LKR 35.0Bn is to be raised from 364-day maturity.

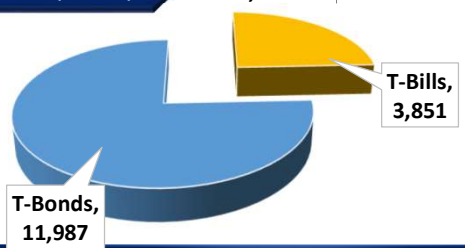
UNIT TRUSTS

30-Oct-23

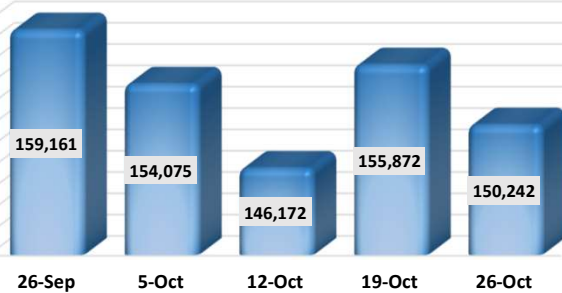
First Capital Unit Trust Funds		Sell Price	Buy Price	Avg. Yield	
		LKR	LKR		
	First Capital Money Market Fund	FCMMF	2,838.10	2,838.10	19.09%
	First Capital Gilt Edge Fund	FCGEF	2,210.23	2,210.23	13.01%
	First Capital Wealth Fund	FCWF	1,554.31	1,554.27	54.82%
	First Capital Equity Fund	FCEF	2,312.99	2,197.34	52.96%

OUTSTANDING STOCK [GSEC]

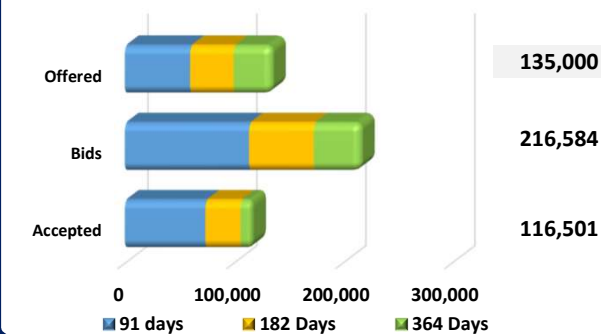
TOTAL (LKR Mn) 15,838.6 | WoW 0.1%



FOREIGN HOLDING (LKR MN) | WoW -3.6%




T-BILL AUCTION (LKR MN)

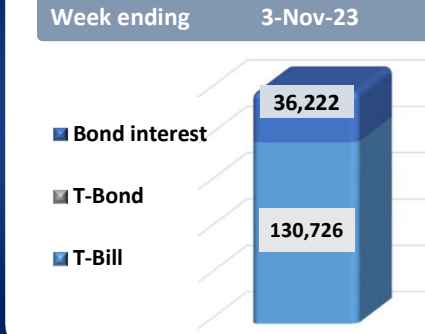


Auction Date	25-Oct-23
Settlement Date	27-Oct-23
91 days	16.10% ▼ -20 bps
184 days	14.93% ▼ -1 bps
364 days	13.02% ↔ 0 bps

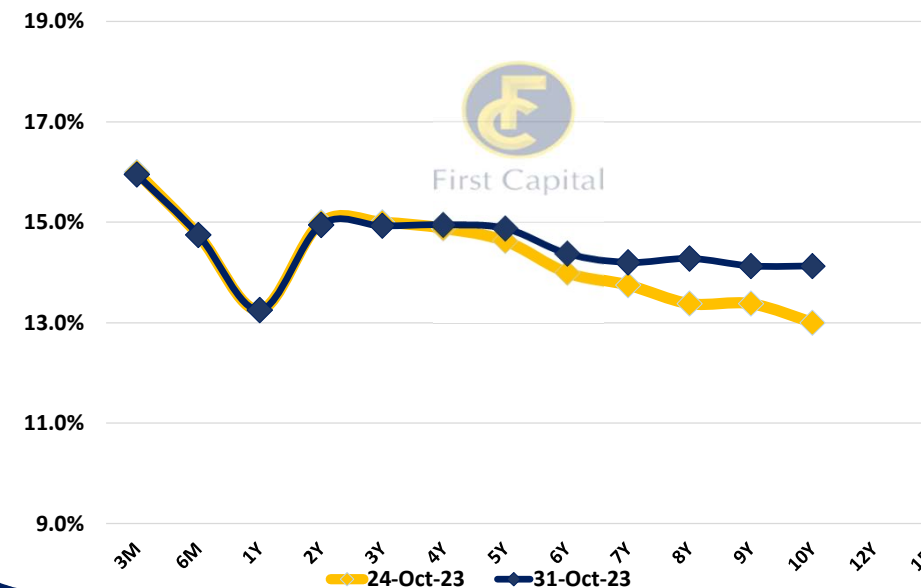
T-BOND AUCTION (LKR MN)



MATURITY TABLE (LKR MN)



BILLS AND BONDS YIELDS



Tenure	Bid	Offer	Today	Last Week	Change (bps)
< 91 Days < 3M	16.15%	15.75%	15.95%	16.00%	-5
< 182 Days < 6M	15.00%	14.50%	14.75%	14.75%	0
< 364 Days < 1Y	13.50%	13.00%	13.25%	13.25%	0
07-Jan-25 < 2Y	15.10%	14.80%	14.95%	15.00%	-5
15-May-26 < 3Y	15.00%	14.85%	14.93%	15.00%	-7
15-Sep-27 < 4Y	15.00%	14.90%	14.95%	14.88%	+7
01-May-28 < 5Y	14.95%	14.80%	14.88%	14.63%	+25
15-Jul-29 < 6Y	14.50%	14.25%	14.38%	14.00%	+38
15-May-30 < 7Y	14.30%	14.10%	14.20%	13.75%	+45
15-May-31 < 8Y	14.30%	14.25%	14.28%	13.38%	+90
01-Jul-32 < 9Y	14.25%	14.00%	14.13%	13.38%	+75
15-Jan-33 < 10Y	14.25%	14.00%	14.13%	13.00%	+113
15-Mar-35 < 12Y	N/A	N/A	N/A	N/A	N/A
15-Aug-39 < 15Y	N/A	N/A	N/A	N/A	N/A
01-Jan-41 < 20Y	N/A	N/A	N/A	N/A	N/A

EXCESS LIQUIDITY AND CBSL HOLDINGS

