

DAILY FIXED INCOME & UNIT TRUST



First Capital
A Janashakti Group Company



November 1, 2023

"Heightened demand for 03M T-Bill leads to 17bps yield drop"

The secondary bond market saw mixed activities during the day while the overall market witnessed moderate volumes. Among the traded maturities, 01.07.25 traded at 14.90% while the liquid tenors 15.05.26, 01.05.27 and 15.09.27 changed hands in the range of 15.00%-15.10%. Meanwhile, on the mid end of the curve, 15.01.28, 01.05.28 and 15.07.29 maturities traded at 15.00%, 14.80% and 14.60%, respectively. At the T-Bill auction, 95.6% of the total offered amount of LKR 145.0Bn was subscribed although higher bids were quoted by the participants. 03M T-Bills observed a greater interest with bids surpassing more than 100% of the offer, leading to a 17bps decline in the weighted average yield to 15.93%. However, 06M and 1Yr yields remained unchanged at 14.93% and 13.02%, respectively. In the forex market, LKR further depreciated against USD and stood at LKR 327.6 during the day.

UNIT TRUSTS

31-Oct-23

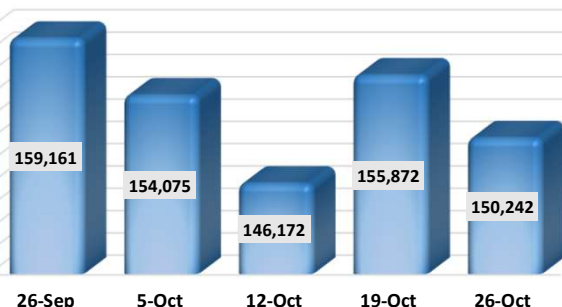
First Capital Unit Trust Funds		Sell Price	Buy Price	Avg. Yield	
		LKR	LKR		
	First Capital Money Market Fund	FCMMF	2,839.56	2,839.56	19.04%
	First Capital Gilt Edge Fund	FCGEF	2,211.08	2,211.08	13.62%
	First Capital Wealth Fund	FCWF	1,553.60	1,553.56	54.56%
	First Capital Equity Fund	FCEF	2,284.63	2,170.40	50.67%

OUTSTANDING STOCK [GSEC]

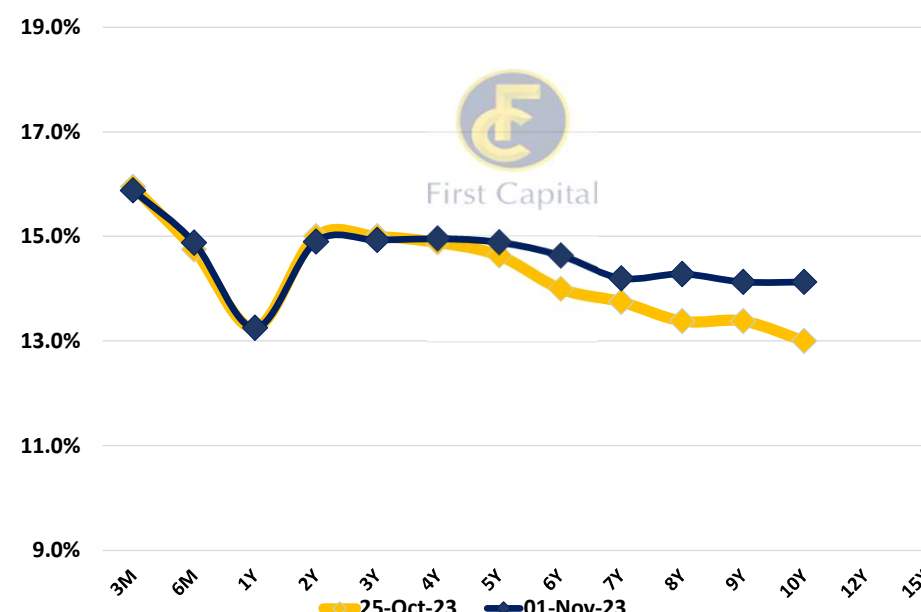
TOTAL (LKR Mn) 15,838.6 | WoW 0.1%



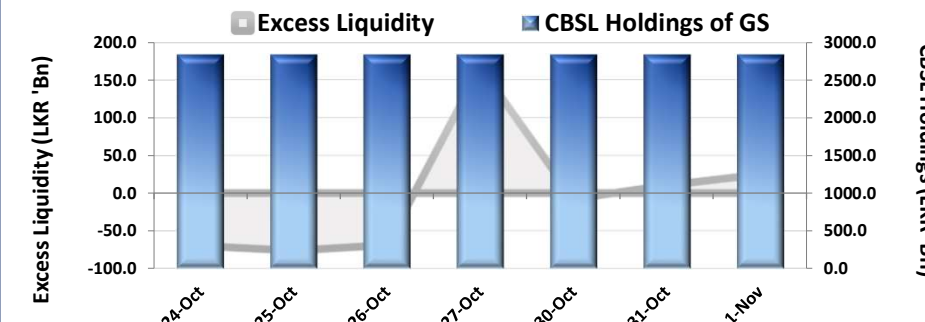
FOREIGN HOLDING (LKR MN) | WoW -3.6%



BILLS AND BONDS YIELDS

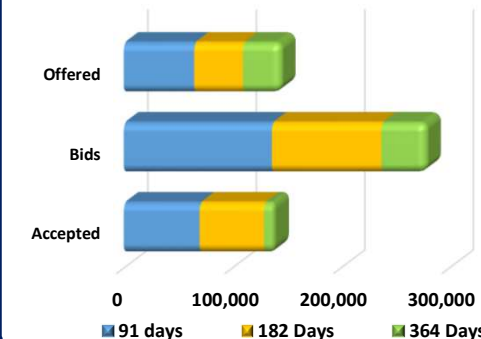


EXCESS LIQUIDITY AND CBSL HOLDINGS



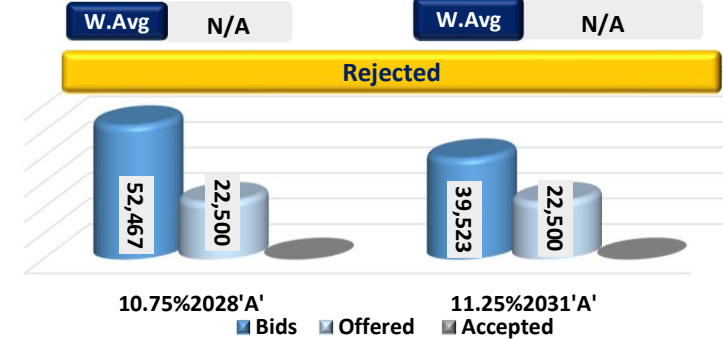
Tenure	Bid	Offer	Today	Last Week	Change (bps)
< 91 Days < 3M	16.00%	15.75%	15.88%	15.95%	-7
< 182 Days < 6M	15.00%	14.75%	14.88%	14.75%	+13
< 364 Days < 1Y	13.50%	13.00%	13.25%	13.25%	0
01-Jul-25 < 2Y	15.00%	14.80%	14.90%	15.00%	-10
15-May-26 < 3Y	15.00%	14.85%	14.93%	15.00%	-7
15-Sep-27 < 4Y	15.00%	14.90%	14.95%	14.88%	+7
01-May-28 < 5Y	14.95%	14.80%	14.88%	14.63%	+25
15-Jul-29 < 6Y	14.75%	14.50%	14.63%	14.00%	+63
15-May-30 < 7Y	14.30%	14.10%	14.20%	13.75%	+45
15-May-31 < 8Y	14.30%	14.25%	14.28%	13.38%	+90
01-Jul-32 < 9Y	14.25%	14.00%	14.13%	13.38%	+75
15-Jan-33 < 10Y	14.25%	14.00%	14.13%	13.00%	+113
15-Mar-35 < 12Y	N/A	N/A	N/A	N/A	N/A
15-Aug-39 < 15Y	N/A	N/A	N/A	N/A	N/A
01-Jan-41 < 20Y	N/A	N/A	N/A	N/A	N/A

T-BILL AUCTION (LKR MN)



Auction Date	1-Nov-23
Settlement Date	3-Nov-23
145,000	
278,793	91 days 15.93% ▼ -17 bps
	184 days 14.93% ◀ 0 bps
138,578	364 days 13.02% ◀ 0 bps

T-BOND AUCTION (LKR MN)



MATURITY TABLE (LKR MN)

