

DAILY FIXED INCOME & UNIT TRUST



First Capital
A Janashakthi Group Company



November 3, 2023

“Mixed trading day amidst thin volumes and limited activities”

The secondary market witnessed mixed activities across both ends of the yield curve during the day amidst thin volumes and limited activities. Buying interest emerged on 2Yr tenors including 01.06.25 and 01.07.25 maturities which traded in the range of 14.90%-14.82%. Meanwhile, selling interest emerged on the 15.01.26 maturity which traded at 15.10%. Moreover, mixed activities were observed on the 15.05.30 maturity which was seen changing hands in the range of 14.40%-14.25%. In the forex market, the LKR further depreciated against the USD and closed at LKR 329.0 during the day.

UNIT TRUSTS

02-Nov-23

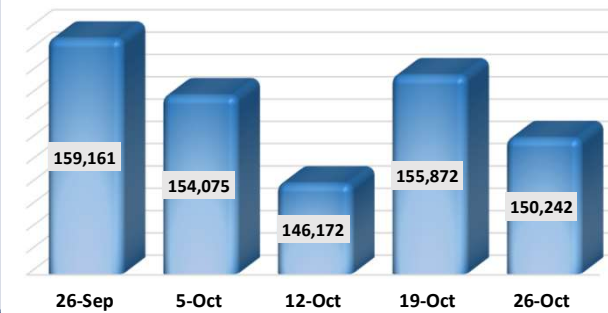
First Capital Unit Trust Funds		Sell Price	Buy Price	Avg. Yield	
		LKR	LKR		
	First Capital Money Market Fund	FCMMF	2,842.43	2,842.43	18.82%
	First Capital Gilt Edge Fund	FCGEF	2,212.89	2,212.89	14.01%
	First Capital Wealth Fund	FCWF	1,554.01	1,553.97	54.25%
	First Capital Equity Fund	FCEF	2,335.92	2,219.12	54.15%

OUTSTANDING STOCK [GSEC]

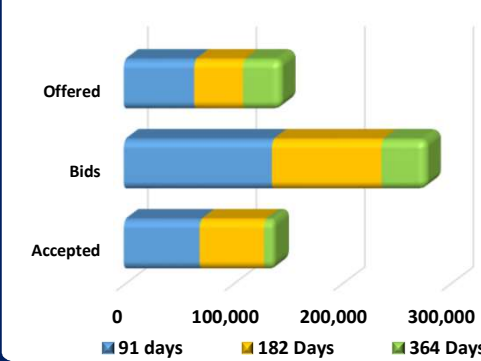
TOTAL (LKR Mn) 15,838.6 | WoW 0.1%



FOREIGN HOLDING (LKR MN) | WoW -3.6%

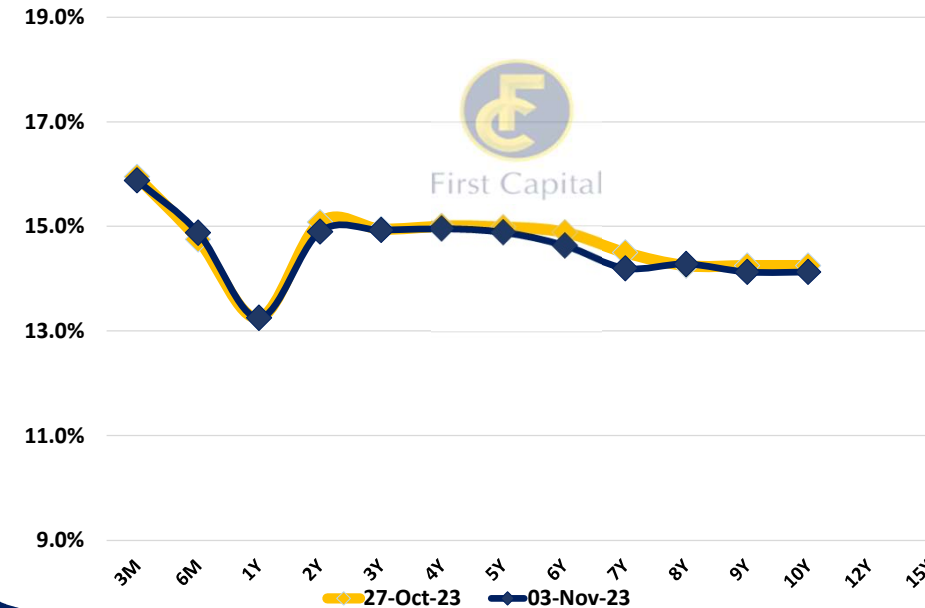


T-BILL AUCTION (LKR MN)

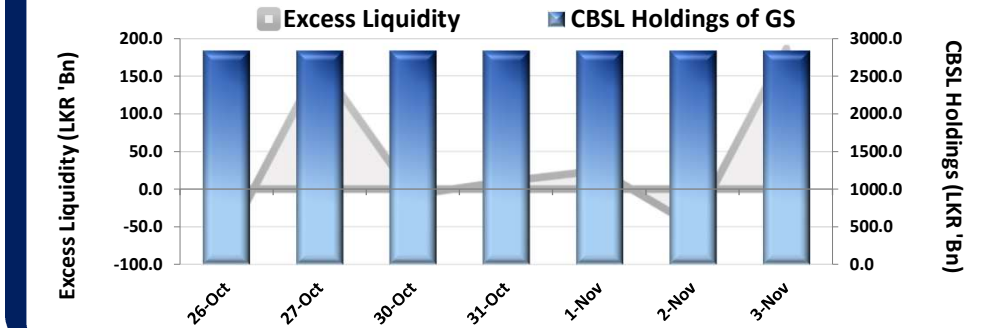


Auction Date	1-Nov-23		
Settlement Date	3-Nov-23		
91 days	15.93%	▼	-17 bps
184 days	14.93%	◀▶	0 bps
364 days	13.02%	◀▶	0 bps

BILLS AND BONDS YIELDS




EXCESS LIQUIDITY AND CBSL HOLDINGS



Tenure	Bid	Offer	Today	Last Week	Change (bps)
< 91 Days < 3M	16.00%	15.75%	15.88%	15.95%	-7
< 182 Days < 6M	15.00%	14.75%	14.88%	14.75%	+13
< 364 Days < 1Y	13.50%	13.00%	13.25%	13.25%	0
01-Jul-25 < 2Y	15.00%	14.80%	14.90%	15.08%	-18
15-May-26 < 3Y	15.00%	14.85%	14.93%	14.95%	-2
15-Sep-27 < 4Y	15.00%	14.90%	14.95%	15.00%	-5
01-May-28 < 5Y	14.95%	14.80%	14.88%	14.98%	-10
15-Jul-29 < 6Y	14.75%	14.50%	14.63%	14.88%	-25
15-May-30 < 7Y	14.30%	14.10%	14.20%	14.50%	-30
15-May-31 < 8Y	14.30%	14.25%	14.28%	14.25%	+3
01-Jul-32 < 9Y	14.25%	14.00%	14.13%	14.25%	-12
15-Jan-33 < 10Y	14.25%	14.00%	14.13%	14.25%	-12
15-Mar-35 < 12Y	N/A	N/A	N/A	N/A	N/A
15-Aug-39 < 15Y	N/A	N/A	N/A	N/A	N/A
01-Jan-41 < 20Y	N/A	N/A	N/A	N/A	N/A

T-BOND AUCTION (LKR MN)



MATURITY TABLE (LKR MN)

