



First Capital
A Janshinith Group Company

DAILY EQUITY WATCH



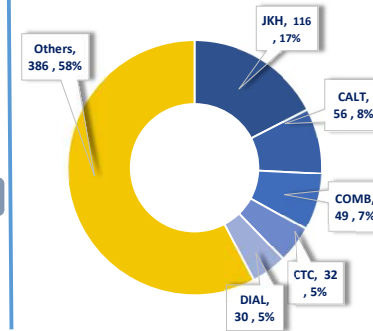
January 11, 2024

"Banking sector shares drag the index down"

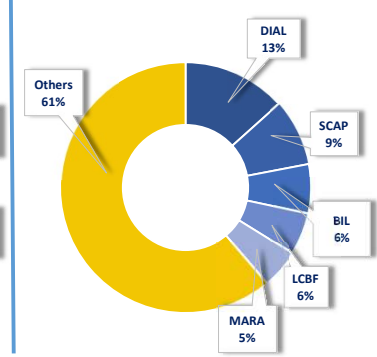
The bourse continued to remain on the negative territory during the day registering at 10,620 losing 46 points as the investors displayed a lacklustre sentiment. Banking Sector shares namely COMB, SAMP and HNB continued to drag the index down. MELS witnessed positive investor interaction during the day whilst Primary Dealer shares namely CALT also witnessed increased interest on the back of the dip in yield rates at the weekly T-Bill auction on 03M and 06M bills by 18bps and 7bps respectively. Turnover was recorded at LKR 668.9Mn, 40% lower than the monthly average of LKR 1.1Bn, contributed by the Food, Beverage and tobacco and Capital Goods sectors for a joint contribution of 43%. Foreign investors remained net sellers marking a net foreign outflow of LKR 66.7Mn during the day.

	LKR	USD		
TURNOVER (Mn)	668.94	2.09	▲	27.9%
MARKET CAP. (Bn)	4,250.83	13.28	▼	-0.4%
VOLUME (Mn)	25.67		▲	11.2%
FOREIGN (LKR Mn)	30.18	96.87		-66.69
VALUATIONS	PER 11.1x	PBV 0.9x		
	Inflow	Outflow	Net flow	

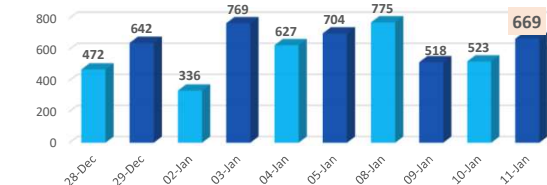
TOP TURNOVER CONTRIBUTORS (LKR'Mn)



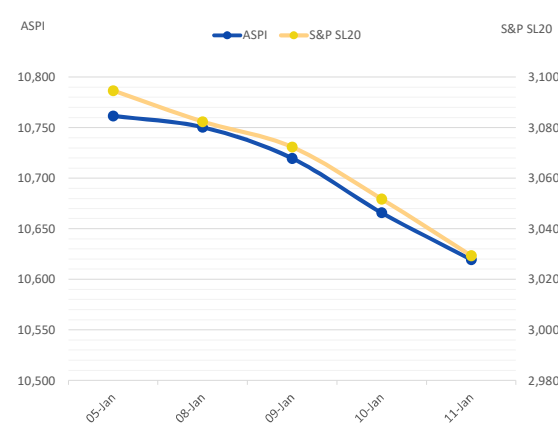
TOP VOLUME CONTRIBUTORS



MARKET TURNOVER (LKR' Mn)



MARKET INDICES

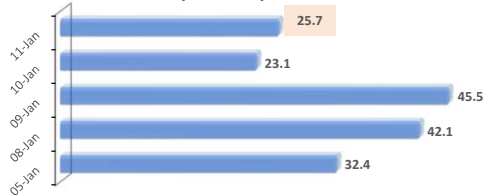


ASPI 10,619.60
 Intraday Points -46.24
 ▼ -0.43%

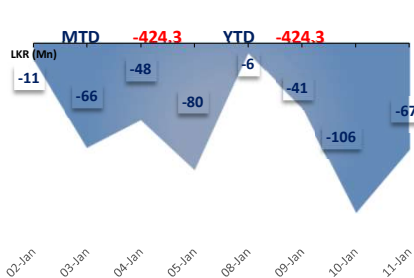
S&P SL20 3,029.38
 Intraday Points -22.41
 ▼ -0.73%



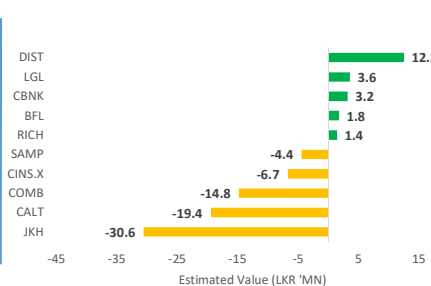
MARKET VOLUME (LKR' Mn)



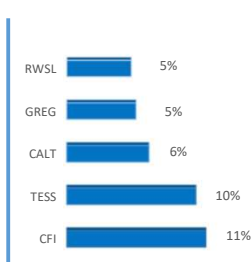
NET FOREIGN FLOW



LARGEST & LOWEST NET FOREIGN FLOW



TOP 5 GAINERS



TOP 5 LOSERS

