


**First Capital**  
A Janashakti Group Company

# DAILY FIXED INCOME & UNIT TRUST







**January 4, 2024**

**"Secondary market displays mixed activities with its first auction for the year"**

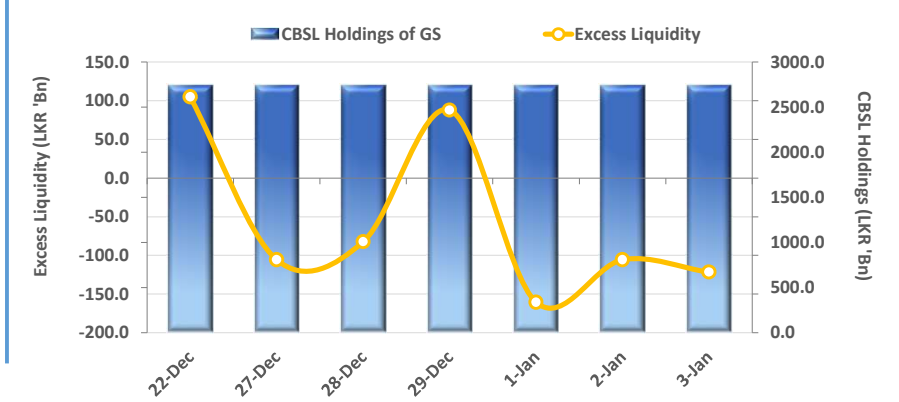
The secondary market exhibited mixed activities amidst ultra-thin volumes and limited participation for the day, where 2026 maturities including 01.02.26, 01.06.26 and 15.05.26 maturities traded in the range of 13.85%-14.00%, whilst both 15.03.28 and 15.05.30 traded at 14.20%. Meanwhile, CBSL conducted its first weekly bill auction for the year and partially accepted the total offered of LKR 160.0Bn, whilst auction yields marginally edged down on the 91-day bill. Furthermore the 91-day and 182-day maturities experienced higher reception with CBSL accepting LKR 65.0Bn for the 91-day maturity (surpassing the total offered of LKR 40.0Bn) at 14.45% (-06Bps) and LKR 88.6Bn for the 182-day maturity (above the total offered of LKR 70.0Bn) at 14.16% (0Bps). Additionally, LKR 1.6Bn was accepted from the 364-day maturity (below the total offered of LKR 50.0Bn) at a weighted average yield of 12.93% (0Bps). Furthermore, in the forex market, the LKR appreciated against the greenback and closed at LKR 321.1 at the end of the day.

**UNIT TRUSTS**

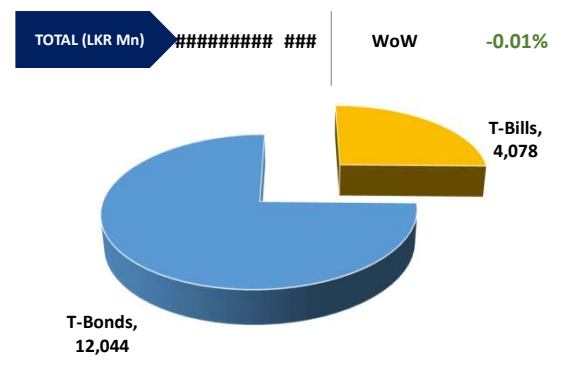
03-Jan-24

First Capital Unit Trust Funds		Sell Price	Buy Price	Avg. Yield
		LKR	LKR	
First Capital Money Market Fund	FCMMF 	2,926.07	2,926.07	16.73%
First Capital Gilt Edge Fund	FCGEF 	2,260.62	2,260.62	11.74%
First Capital Wealth Fund	FCWF 	1,616.48	1,616.44	51.05%
First Capital Equity Fund	FCCEF 	2,289.49	2,175.02	42.27%

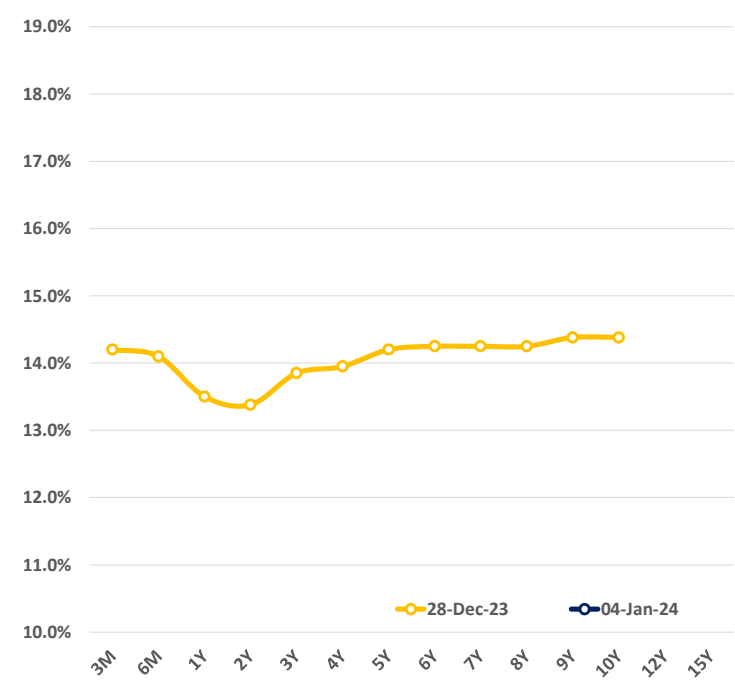
**EXCESS LIQUIDITY AND CBSL HOLDINGS**



**OUTSTANDING STOCK [GSEC]**

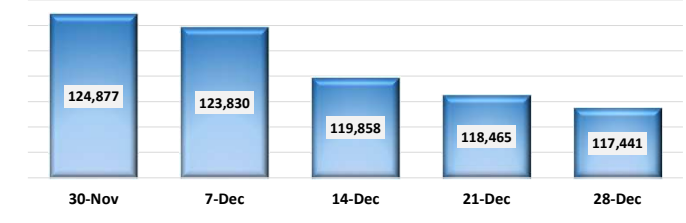


**BILLS AND BONDS YIELDS**

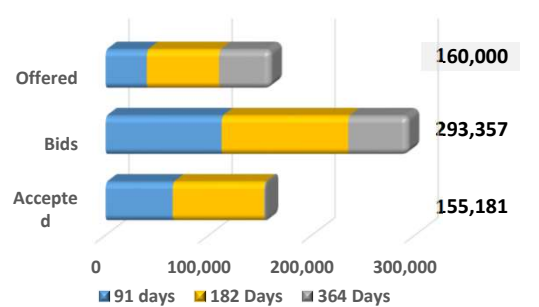


Tenure	Bid	Offer	Today	Last Week	Change (bps)
< 91 Days < 3M	14.30%	14.10%	#N/A	14.20%	#N/A
< 182 Days < 6M	14.20%	14.00%	#N/A	14.10%	#N/A
< 364 Days < 1Y	14.00%	13.00%	#N/A	13.50%	#N/A
01-Jul-25 < 2Y	13.50%	13.25%	#N/A	13.38%	#N/A
01-Jun-26 < 3Y	13.95%	13.85%	#N/A	13.85%	#N/A
15-Sep-27 < 4Y	14.10%	14.00%	#N/A	13.95%	#N/A
01-Jul-28 < 5Y	14.30%	14.20%	#N/A	14.20%	#N/A
15-Jul-29 < 6Y	14.40%	14.25%	#N/A	14.25%	#N/A
15-May-30 < 7Y	14.40%	14.25%	#N/A	14.25%	#N/A
15-May-31 < 8Y	14.50%	14.25%	#N/A	14.25%	#N/A
01-Jul-32 < 9Y	14.50%	14.25%	#N/A	14.38%	#N/A
15-Jan-33 < 10Y	14.20%	14.00%	#N/A	14.38%	#N/A
15-Mar-35 < 12Y	N/A	N/A	N/A	N/A	N/A
15-Aug-39 < 15Y	N/A	N/A	N/A	N/A	N/A
01-Jan-41 < 20Y	N/A	N/A	N/A	N/A	N/A

**FOREIGN HOLDING (LKR MN)**



**T-BILL AUCTION (LKR MN)**



**Auction Date: 3-Jan-24**

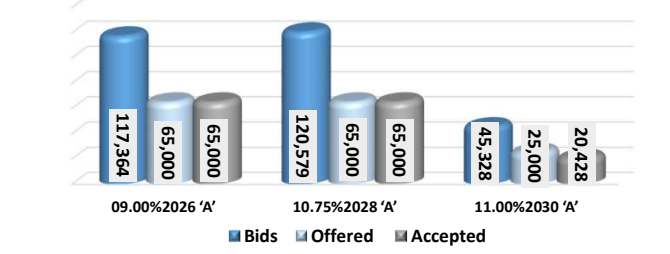
Settlement Date: 5-Jan-24

91 days	14.45%	▼	-6 bps
184 days	14.16%	◀▶	0 bps
364 days	12.93%	◀▶	0 bps

**T-BOND AUCTION (LKR MN)**

Auction Date: 28/12/2023

W.Avg 13.87%    W.Avg 14.21%    W.Avg 14.22%



**MATURITY TABLE (LKR MN)**

Week ending: 12-Jan-24

