



First Capital
A Jansinath Group Company

DAILY EQUITY WATCH



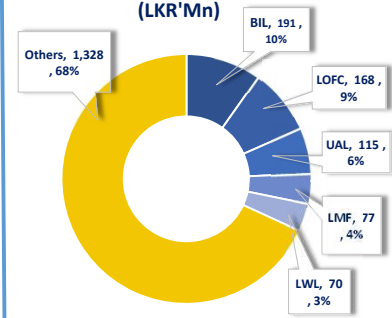
March 11, 2024

"Bullish spree extended for the 6th consecutive session"

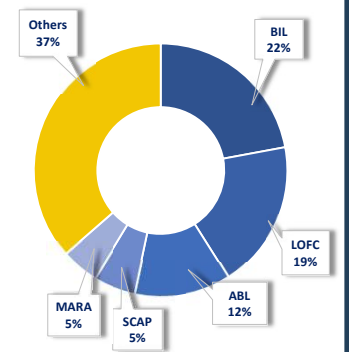
The bourse halted its activities on the green zone propagating optimism for the 6th consecutive session, gaining 79 points to register at 11,125, surpassing the 11,000 territory recording at a 5 month high. The index was mainly backed by selected banking sector counters namely, COMB and SAMP during the day. Moreover, UAL and CTC also backed the index exceptionally well as the investors displayed improved interaction due to the proximity of the XD dates which is scheduled for the 12th of Mar-23. Notably, UAL witnessed robust interaction during the day influenced by the company being one of the top bidders for the sale of Sri Lanka Insurance corporation (SLIC). Furthermore, Tourism sector shares continued its positive sentiment in the market for yet another day as tourists' arrivals further remained strong which resulted in the tourism earnings for Feb-24 to record at USD 345.7Mn recording an uptick of 113.9%YoY. Meanwhile, the turnover was recorded at LKR 1.95Bn, 4.8% higher than the monthly average of LKR 1.86Bn majority contributed by the Food, Beverage and Tobacco and Diversified Financials sectors for a joint contribution of 43%. Foreign investors remained net sellers recording a net outflow of LKR 27.1Mn.

TURNOVER (Mn)	1,949.24	USD	6.09	▼	-26.1%
MARKET CAP. (Bn)	4,444.71		13.89	▲	0.8%
VOLUME (Mn)	151.30			▼	-5.8%
FOREIGN (LKR Mn)	34.29	Inflow	61.44	Outflow	Net flow -27.15
VALUATIONS	PER	9.6x	PBV	1.0x	

TOP TURNOVER CONTRIBUTORS (LKR'Mn)



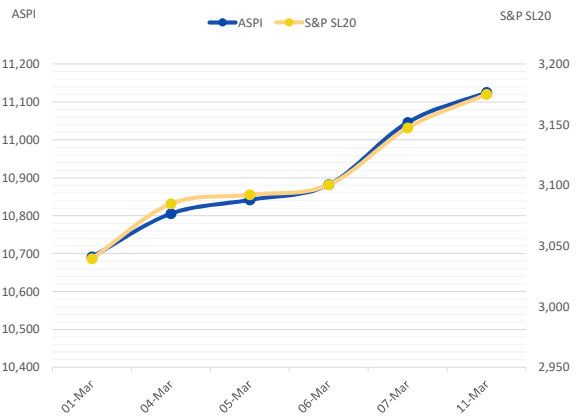
TOP VOLUME CONTRIBUTORS



MARKET TURNOVER (LKR' Mn)



MARKET INDICES

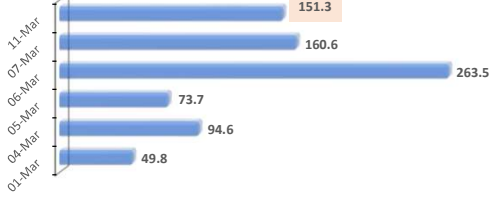


ASPI **11,125.03**
Intraday Points **79.13**
▲ **0.72%**

S&P SL20 **3,175.05**
Intraday Points **27.60**
▲ **0.88%**



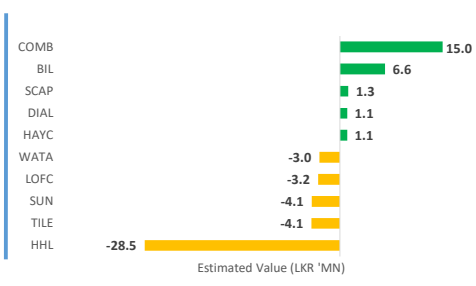
MARKET VOLUME (LKR' Mn)



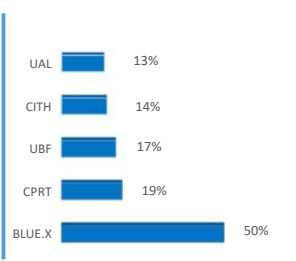
NET FOREIGN FLOW



LARGEST & LOWEST NET FOREIGN FLOW



TOP 5 GAINERS



TOP 5 LOSERS

