


First Capital
A Janashakthi Group Company

DAILY FIXED INCOME & UNIT TRUST



June 4, 2024

"Yields stay still amidst limited participation"

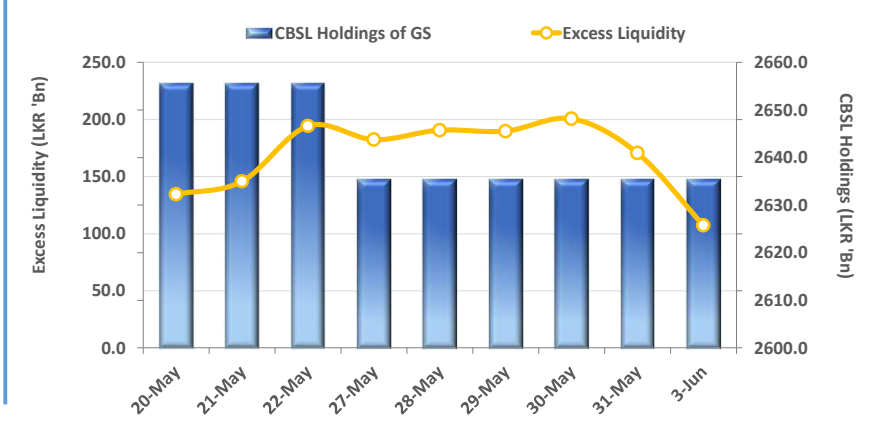
The secondary market yield curve remained broadly stable, reflecting subdued activity and thin trading volumes across the market. Among the traded maturities, 15.09.27 was seen trading at 10.40% while on the mid end, 2028 maturities including 15.03.28, 01.05.28 and 01.07.28 changed hands at 10.75%, 10.85% and 10.80%, respectively. Meanwhile, on the long end of the curve, 01.10.32 traded at 11.85%. Moreover, CBSL announced an issue of LKR 235.0Bn T-Bills through an auction to be held on 5th Jun 2024, out of which LKR 40.0Bn is to be raised from 91-day maturity, LKR 75.0Bn is expected to be raised from 182-day maturity while LKR 120.0Bn is to be raised from 364-day maturity. On the external front, the LKR remained steady against the USD, closing at LKR 301.9/USD. During the week ending 31st May 2024, the AWPLR declined by 32bps and concluded the week at 9.36%. Moreover, foreign holdings in government securities decreased by 4.1%WoW and registered at LKR 71.5Bn as of 30th May 2024.

UNIT TRUSTS

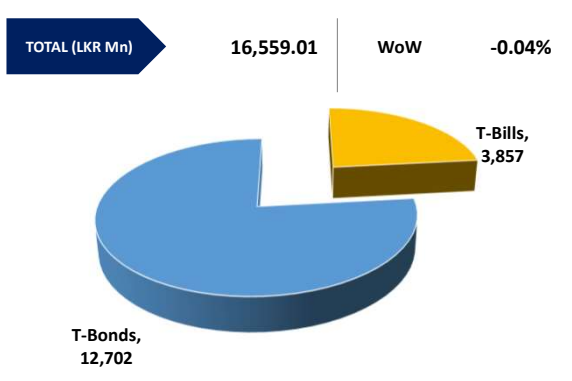
03-Jun-24

First Capital Unit Trust Funds			Sell Price	Buy Price	Avg. Yield
			LKR	LKR	
First Capital Money Market Fund	FCMMF		3,098.15	3,098.15	10.90%
First Capital Gilt Edge Fund	FCGEF		2,359.03	2,359.03	9.37%
First Capital Wealth Fund	FCWF		1,901.74	1,901.69	41.92%
First Capital Equity Fund	FCEF		2,586.25	2,547.46	13.23%
First Capital Money Plus Fund	FCMPF		1,009.49	1,009.49	6.78%

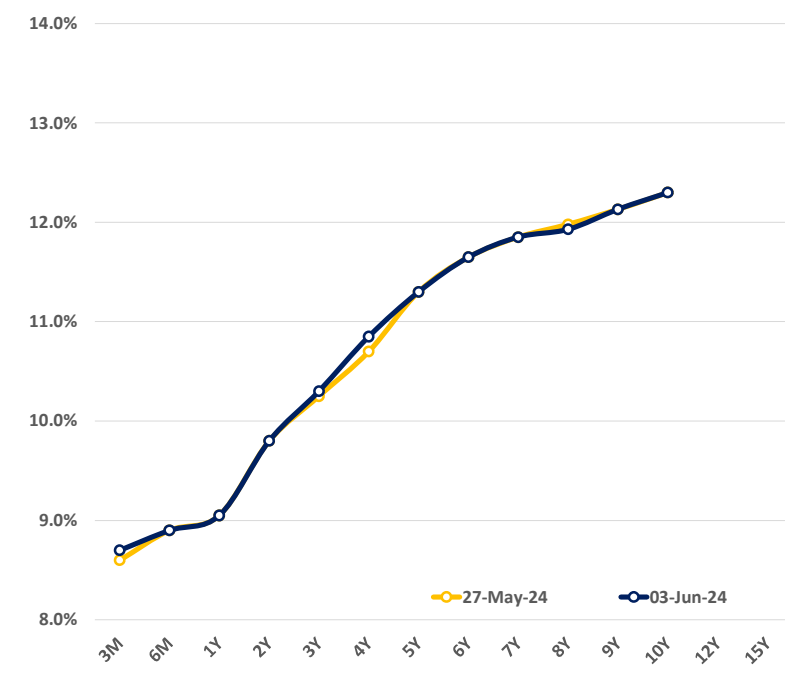
EXCESS LIQUIDITY AND CBSL HOLDINGS



OUTSTANDING STOCK [GSEC]




BILLS AND BONDS YIELDS

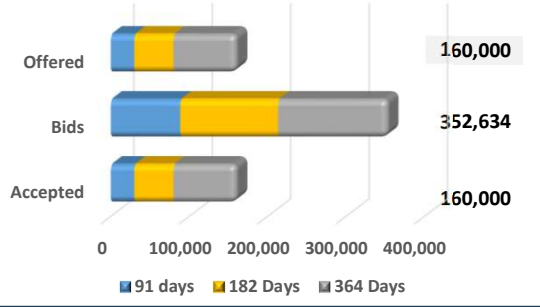


Tenure	Bid	Offer	Today	Last Week	Change (bps)
< 91 Days < 3M	8.65%	8.55%	8.70%	8.60%	+10
< 182 Days < 6M	9.00%	8.80%	8.90%	8.90%	0
< 364 Days < 1Y	9.10%	9.00%	9.05%	9.05%	0
01-Jun-26 < 2Y	9.80%	9.70%	9.80%	9.80%	0
01-May-27 < 3Y	10.30%	10.20%	10.30%	10.25%	+5
01-May-28 < 4Y	10.80%	10.70%	10.85%	10.70%	+15
15-Jul-29 < 5Y	11.25%	11.00%	11.30%	11.30%	0
15-May-30 < 6Y	11.70%	11.60%	11.65%	11.65%	0
15-May-31 < 7Y	11.85%	11.70%	11.85%	11.85%	0
01-Jul-32 < 8Y	11.90%	11.80%	11.93%	11.98%	-5
15-Jan-33 < 9Y	12.20%	11.90%	12.13%	12.13%	0
01-Jan-34 < 10Y	12.20%	11.90%	12.30%	12.30%	0
15-Mar-35 < 12Y	N/A	N/A	N/A	N/A	N/A
15-Aug-39 < 15Y	N/A	N/A	N/A	N/A	N/A
01-Jan-41 < 20Y	N/A	N/A	N/A	N/A	N/A

FOREIGN HOLDING (LKR MN)



T-BILL AUCTION (LKR MN)



Maturity	Yield	Change
91 days	8.62%	-14 bps
184 days	9.04%	-13 bps
364 days	9.18%	-11 bps

T-BOND AUCTION (LKR MN)



MATURITY TABLE (LKR MN)

