



# DAILY FIXED INCOME & UNIT TRUST

June 19, 2024

**"Sizeable uptick in auction yields across the board for the 3rd consecutive week"**

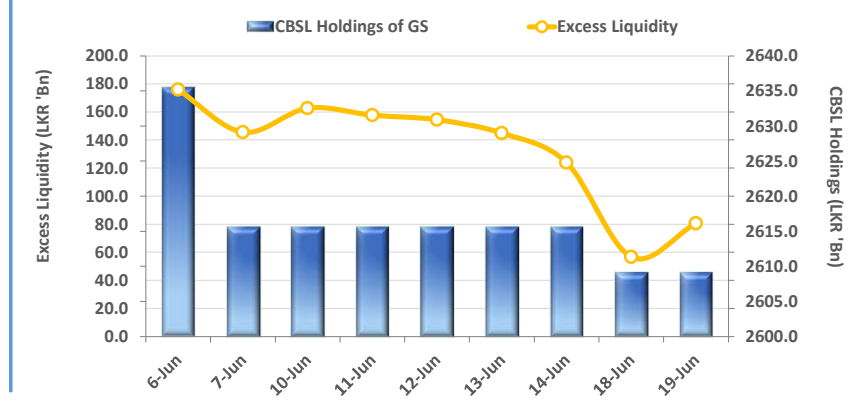
CBSL conducted the weekly T-Bill auction today, raising LKR 230.0Bn and accepted the total offered while weighted average yield rates saw a rise across the board for the third straight week. Accordingly, 03M and 06M bills edged higher by 50bps and 51bps to close at 9.39% and 9.81%, respectively while 1Yr bill nudged up by 36bps to 9.90%. Moreover, 03M and 06M bills enticed an oversubscription amidst higher reception whilst 1Yr bill was undersubscribed at today's auction. Following the outcome of the bill auction secondary market participants displayed a complete standstill. However, during the day slight selling interest emerged on the short end of the curve, predominantly on 2026 maturity. Accordingly, 01.06.2026, 01.08.2026 and 15.12.2026 hovered between 10.25%-10.45%. Moreover, 15.09.2029 maturity observed trades between 11.90%-12.03% during the day. Meanwhile, overnight liquidity improved slightly to LKR 80.8Bn today, after falling below LKR 60.0Bn levels yesterday, recoding nearly 3 months low. Furthermore, on the external front rupee continued to depreciate against the greenback closing at LKR 304.5.

## UNIT TRUSTS

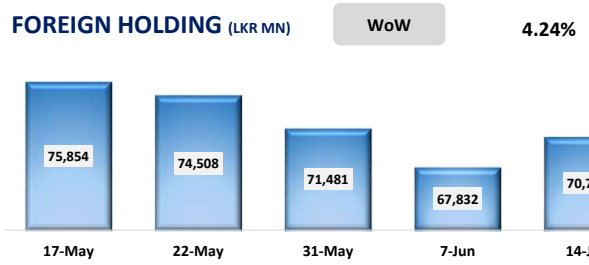
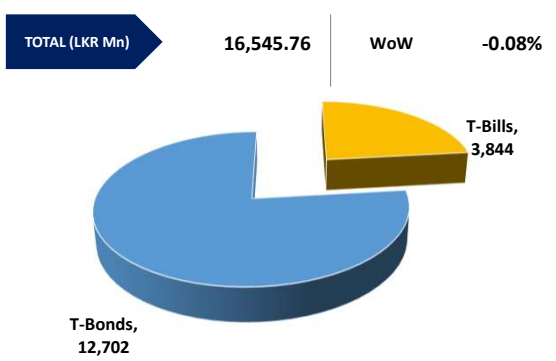
18-Jun-24

First Capital Unit Trust Funds		Sell Price	Buy Price	Avg. Yield
		LKR	LKR	
First Capital Money Market Fund	FCMMF	3,112.42	3,112.42	10.46%
First Capital Gilt Edge Fund	FCGEF	2,365.82	2,365.82	5.29%
First Capital Wealth Fund	FCWF	1,898.71	1,898.66	37.57%
First Capital Equity Fund	FCEF	2,627.36	2,587.95	14.80%
First Capital Money Plus Fund	FCMPF	1,012.47	1,012.47	6.76%

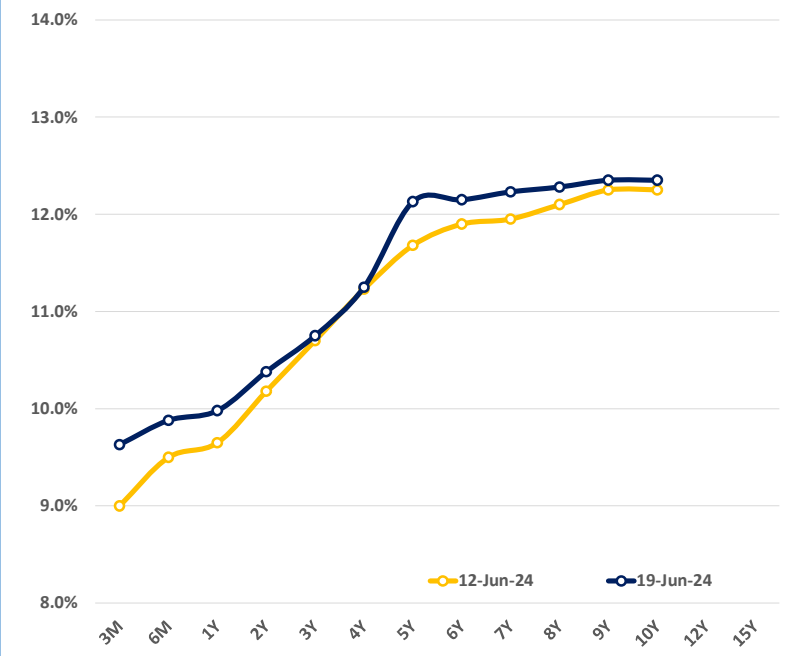
## EXCESS LIQUIDITY AND CBSL HOLDINGS



## OUTSTANDING STOCK [GSEC]

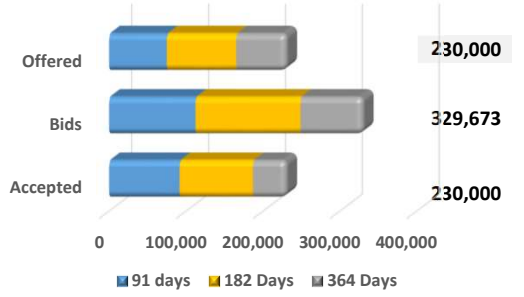


## BILLS AND BONDS YIELDS



Tenure	Bid	Offer	Today	Last Week	Change (bps)
< 91 Days < 3M	9.75%	9.50%	9.63%	9.00%	+63
< 182 Days < 6M	10.00%	9.75%	9.88%	9.50%	+38
< 364 Days < 1Y	10.10%	9.85%	9.98%	9.65%	+33
01-Jun-26 < 2Y	10.50%	10.25%	10.38%	10.18%	+20
01-May-27 < 3Y	10.90%	10.60%	10.75%	10.70%	+5
01-May-28 < 4Y	11.40%	11.10%	11.25%	11.23%	+2
15-Jul-29 < 5Y	12.25%	12.00%	12.13%	11.68%	+45
15-May-30 < 6Y	12.30%	12.00%	12.15%	11.90%	+25
15-May-31 < 7Y	12.35%	12.10%	12.23%	11.95%	+28
01-Jul-32 < 8Y	12.40%	12.15%	12.28%	12.10%	+18
15-Jan-33 < 9Y	12.50%	12.20%	12.35%	12.25%	+10
01-Jan-34 < 10Y	12.50%	12.20%	12.35%	12.25%	+10
15-Mar-35 < 12Y	N/A	N/A	N/A	N/A	N/A
15-Aug-39 < 15Y	N/A	N/A	N/A	N/A	N/A
01-Jan-41 < 20Y	N/A	N/A	N/A	N/A	N/A

## T-BILL AUCTION (LKR MN)

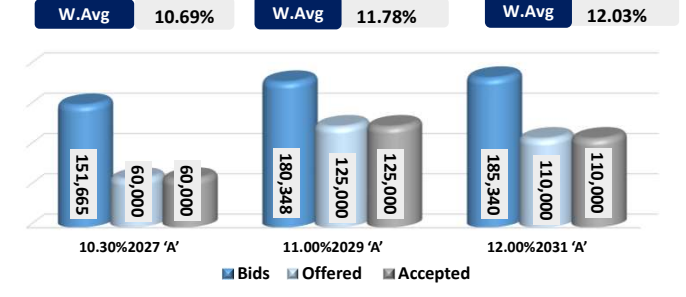


## Auction Date 19-Jun-24

Settlement Date 24-Jun-24

91 days	9.39%	▲	+50 bps
184 days	9.81%	▲	+51 bps
364 days	9.90%	▲	+36 bps

## T-BOND AUCTION (LKR MN)



## MATURITY TABLE (LKR MN)

