


**First Capital**  
A Janashakthi Group Company

# DAILY FIXED INCOME & UNIT TRUST



**May 31, 2024**

**"Buying interest on tail end of the curve"**

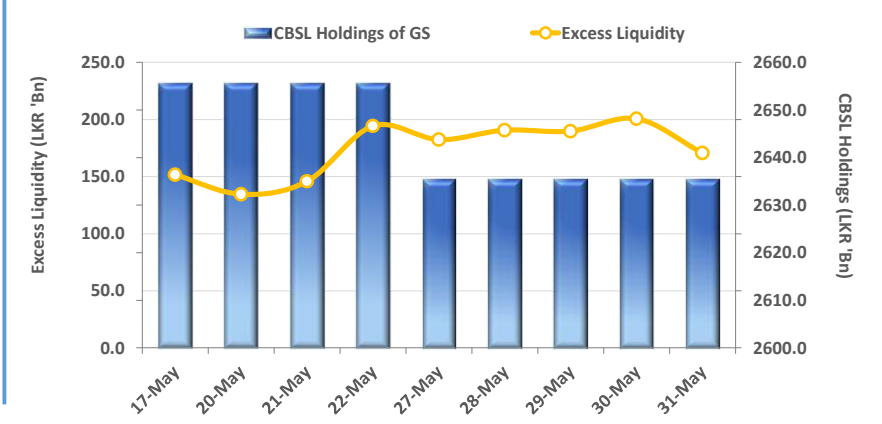
The secondary market enticed thin volumes and limited activities during today's session. Mixed activities were observed on the 2028 maturity, with 15.03.28, 01.05.28, 01.07.28 and 15.12.28 maturities trading between 10.70%-10.85%. Meanwhile, buying interest was observed on the tail end of the curve with 01.10.32 maturity trading at 11.85%. On the external front, LKR continued to depreciate for the 5th consecutive session and recorded at LKR 301.89/dollar, whilst the currency recorded a depreciation of 1.7%MoM. Meanwhile, overnight liquidity in the banking system contracted to LKR 170.6Bn from LKR 200.7Bn recorded the previous day, whilst overnight liquidity also fell slightly compared to the Apr-24 end of LKR 173.8Bn. CBSL Holdings of Government securities also declined to LKR 2,635.6Bn today, compared to LKR 2,675.6Bn recorded Apr-24 end.

**UNIT TRUSTS**

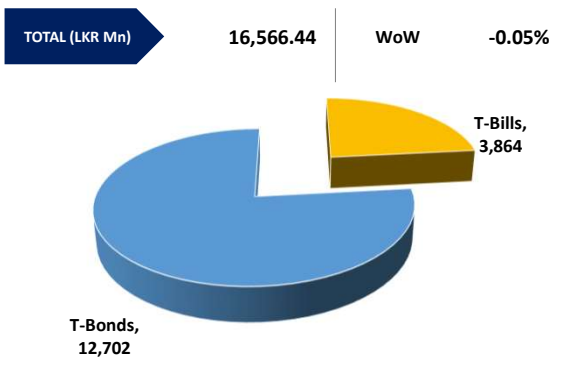
30-May-24

First Capital Unit Trust Funds		Sell Price	Buy Price	Avg. Yield
		LKR	LKR	
First Capital Money Market Fund	FCMMF	3,095.39	3,095.39	10.89%
First Capital Gilt Edge Fund	FCGEF	2,357.42	2,357.42	9.04%
First Capital Wealth Fund	FCWF	1,897.70	1,897.65	42.15%
First Capital Equity Fund	FCEF	2,596.60	2,466.77	13.69%
First Capital Money Plus Fund	FCMPF	1,008.90	1,008.90	6.99%

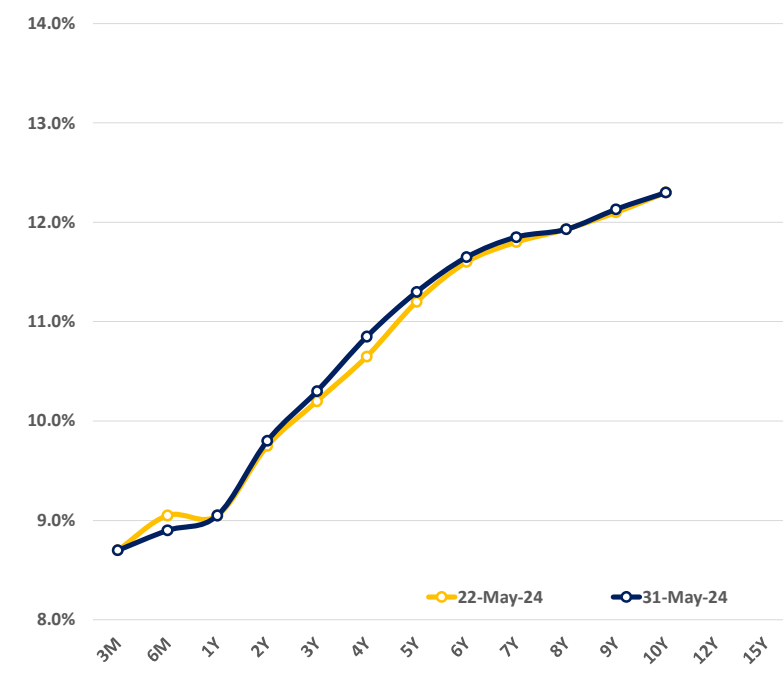
**EXCESS LIQUIDITY AND CBSL HOLDINGS**



**OUTSTANDING STOCK [GSEC]**




**BILLS AND BONDS YIELDS**

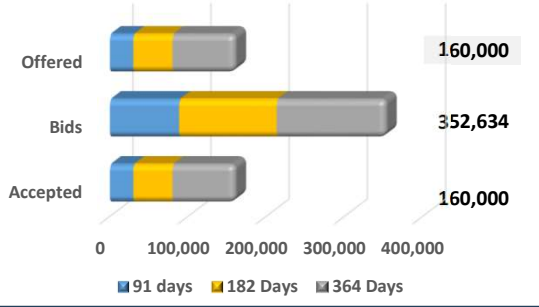


Tenure	Bid	Offer	Today	Last Week	Change (bps)
< 91 Days < 3M	8.65%	8.55%	8.70%	8.70%	0
< 182 Days < 6M	9.00%	8.80%	8.90%	9.05%	-15
< 364 Days < 1Y	9.10%	9.00%	9.05%	9.05%	0
01-Jun-26 < 2Y	9.80%	9.70%	9.80%	9.75%	+5
01-May-27 < 3Y	10.30%	10.20%	10.30%	10.20%	+10
01-May-28 < 4Y	10.80%	10.70%	10.85%	10.65%	+20
15-Jul-29 < 5Y	11.25%	11.00%	11.30%	11.20%	+10
15-May-30 < 6Y	11.70%	11.60%	11.65%	11.60%	+5
15-May-31 < 7Y	11.85%	11.70%	11.85%	11.80%	+5
01-Jul-32 < 8Y	11.90%	11.80%	11.93%	11.93%	0
15-Jan-33 < 9Y	12.20%	11.90%	12.13%	12.10%	+3
01-Jan-34 < 10Y	12.20%	11.90%	12.30%	12.30%	0
15-Mar-35 < 12Y	N/A	N/A	N/A	N/A	N/A
15-Aug-39 < 15Y	N/A	N/A	N/A	N/A	N/A
01-Jan-41 < 20Y	N/A	N/A	N/A	N/A	N/A

**FOREIGN HOLDING (LKR MN)**



**T-BILL AUCTION (LKR MN)**



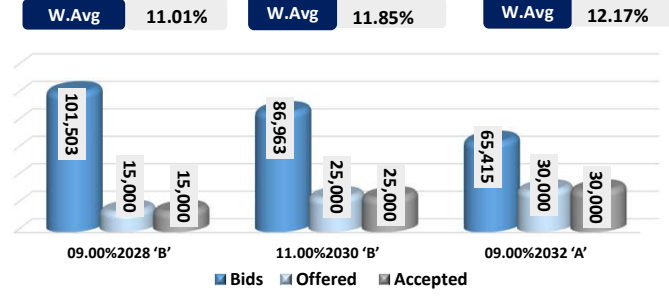
**Auction Date: 29-May-24**

Settlement Date: 31-May-24

91 days	8.62%	▼	-14 bps
184 days	9.04%	▼	-13 bps
364 days	9.18%	▼	-11 bps

**T-BOND AUCTION (LKR MN)**

Auction Date: 13-May-24



**MATURITY TABLE (LKR MN)**

Week ending: 07-Jun-24

