


First Capital
A Janashakthi Group Company

DAILY FIXED INCOME & UNIT TRUST



July 19, 2024

"Mixed end to the week post bull run"

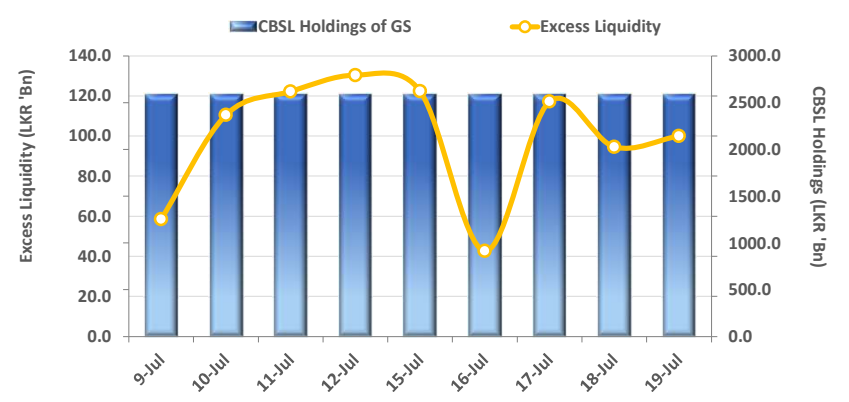
At the end of the week, the secondary market yield curve remained broadly stable amidst mixed activities witnessed across the board. Following a period of consecutive bullish sentiment earlier in the week, the market experienced a subdued session with thin trading volumes during the day. Among the traded maturities, 01.02.26 and 15.12.26 maturities changed hands in the range of 10.20%-10.25% and 10.45%-10.50%, respectively. On the mid end, trades were observed at 11.75% for the 15.02.28 maturity and 11.80% for the 01.05.28 maturity. Market sentiment extended to longer tenors as well, with the 15.09.29 and 01.12.31 maturities trading at 12.00% and 12.40%, respectively. Furthermore, the Central Bank of Sri Lanka has announced a Treasury Bill issuance totaling LKR 160.0Bn through an auction scheduled for 24th Jul 2024, slightly below the LKR 170.5Bn T-Bill maturing for the week ending 26th Jul 2024. Meanwhile, out of the total auction, LKR 45.0Bn is to be raised from 91-day maturity, LKR 45.0Bn is expected to be raised from 182-day maturity while LKR 70.0Bn is to be raised from 364-day maturity. Moreover, in the forex market, the LKR further depreciated against the USD for the third consecutive day, settling at LKR 303.99.

UNIT TRUSTS

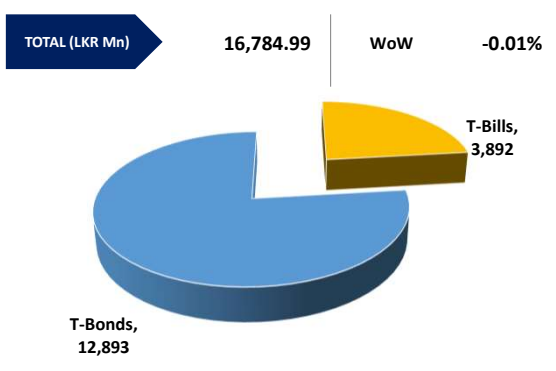
18-Jul-24

First Capital Unit Trust Funds		Sell Price	Buy Price	Avg. Yield
		LKR	LKR	
First Capital Money Market Fund	FCMMF	3,139.16	3,139.16	10.22%
First Capital Gilt Edge Fund	FCGEF	2,379.40	2,379.40	8.85%
First Capital Wealth Fund	FCWF	1,896.84	1,896.79	31.72%
First Capital Equity Fund	FCEF	2,541.03	2,502.91	11.25%
First Capital Money Plus Fund	FCMPF	1,018.51	1,018.51	7.49%

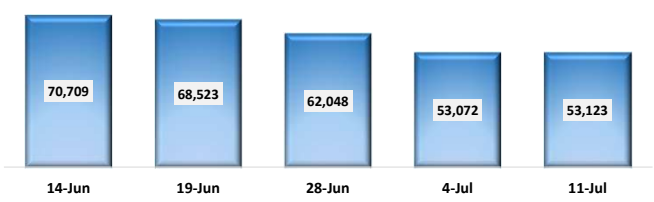
EXCESS LIQUIDITY AND CBSL HOLDINGS



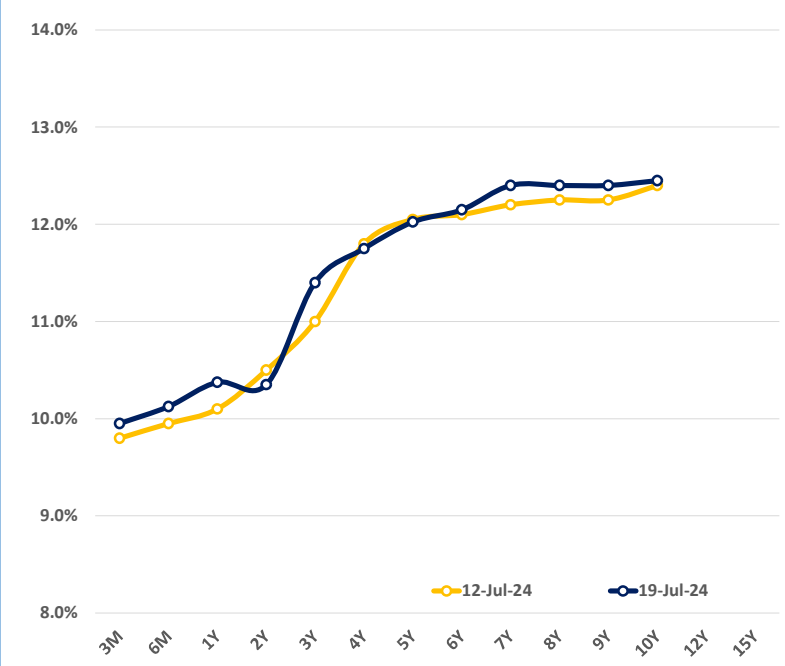
OUTSTANDING STOCK [GSEC]



FOREIGN HOLDING (LKR MN) WoW **0.10%**

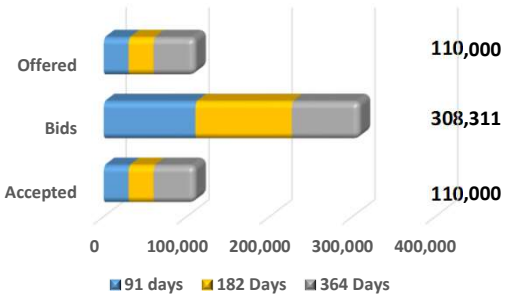


BILLS AND BONDS YIELDS



Tenure	Bid	Offer	Today	Last Week	Change (bps)
< 91 Days < 3M	10.00%	9.90%	9.95%	9.80%	+15
< 182 Days < 6M	10.25%	10.00%	10.13%	9.95%	+18
< 364 Days < 1Y	10.50%	10.25%	10.38%	10.10%	+27
01-Jun-26 < 2Y	10.40%	10.30%	10.35%	10.50%	-15
01-May-27 < 3Y	11.45%	11.35%	11.40%	11.00%	+40
01-May-28 < 4Y	11.80%	11.70%	11.75%	11.80%	-5
15-Jul-29 < 5Y	12.05%	12.00%	12.03%	12.05%	-3
15-May-30 < 6Y	12.20%	12.10%	12.15%	12.10%	+5
01-Dec-31 < 7Y	12.45%	12.35%	12.40%	12.20%	+20
01-Jul-32 < 8Y	12.50%	12.30%	12.40%	12.25%	+15
01-Jun-33 < 9Y	12.50%	12.30%	12.40%	12.25%	+15
01-Jan-34 < 10Y	12.60%	12.30%	12.45%	12.40%	+5
15-Mar-35 < 12Y	N/A	N/A	N/A	N/A	N/A
15-Aug-39 < 15Y	N/A	N/A	N/A	N/A	N/A
01-Jan-41 < 20Y	N/A	N/A	N/A	N/A	N/A

T-BILL AUCTION (LKR MN)

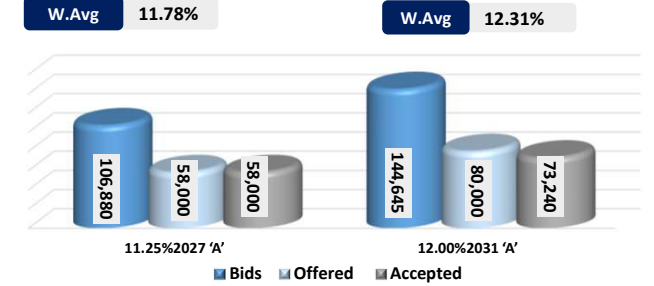


T-BOND AUCTION (LKR MN)

Auction Date: 17-Jul-24
Settlement Date: 19-Jul-24

Maturity	Yield (%)	Change (bps)
91 days	9.55%	-36
184 days	9.78%	-32
364 days	10.07%	-14

T-BOND AUCTION (LKR MN)



MATURITY TABLE (LKR MN)

