



First Capital  
A Janashakthi Group Company

# DAILY FIXED INCOME & UNIT TRUST

July 22, 2024

**“Mixed sentiment wavers as monetary policy decision nears”**

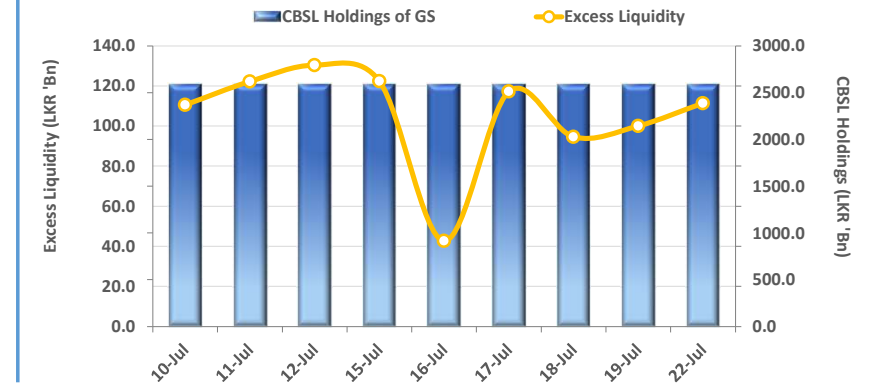
The secondary market experienced mixed sentiment amidst limited activities and thin trading volumes ahead of the upcoming monetary policy announcement scheduled for the 24th of this week. This mixed sentiment was particularly evident in the short-to-mid end of the yield curve, with the 01.02.26 and 15.12.26 maturities trading within the range of 10.20%-10.45%. Additionally, the 01.09.28, 15.09.29, 15.05.30, and 01.12.31 maturities traded at 12.00%, 12.04%, 12.15%, and 12.42%, respectively. For the week ending 19th July 2024, the AWPLR increased by 27bps to 9.12% compared to the previous week, whilst AWDR stood at 8.38% as of June 2024. Furthermore, foreign holdings in government securities decreased marginally by 0.85%WoW, registering at LKR 52.7Bn as of 18th July 2024. Consequently, the foreign holding percentage marginally decreased to 0.31% compared to the previous week. Notably, the overnight liquidity for the day was recorded at LKR 111.4Bn, whilst CBSL holdings remained steady at LKR 2,595.6Bn. In the forex market, the LKR appreciated against the USD today, ending a three-session streak of depreciation, and settled at LKR 303.7. Moreover, for the year up to 19th July 2024, the LKR has appreciated against the USD by 6.6%, reflecting a strong overall performance despite recent fluctuations.

## UNIT TRUSTS

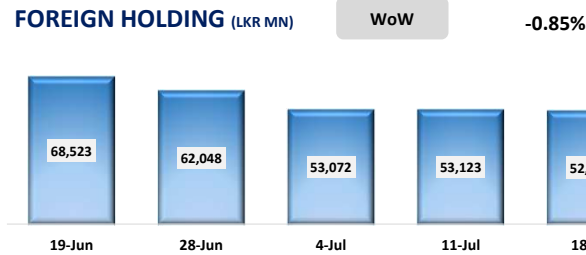
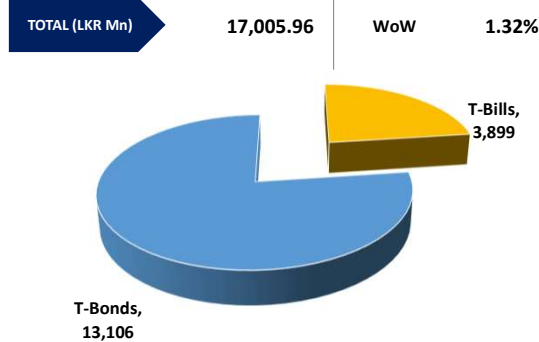
21-Jul-24

First Capital Unit Trust Funds		Sell Price	Buy Price	Avg. Yield
		LKR	LKR	
First Capital Money Market Fund	FCMMF	3,141.81	3,141.81	10.24%
First Capital Gilt Edge Fund	FCGEF	2,381.38	2,381.38	9.59%
First Capital Wealth Fund	FCWF	1,899.49	1,899.44	31.55%
First Capital Equity Fund	FCEF	2,532.19	2,494.21	10.87%
First Capital Money Plus Fund	FCMPF	1,019.16	1,019.16	7.48%

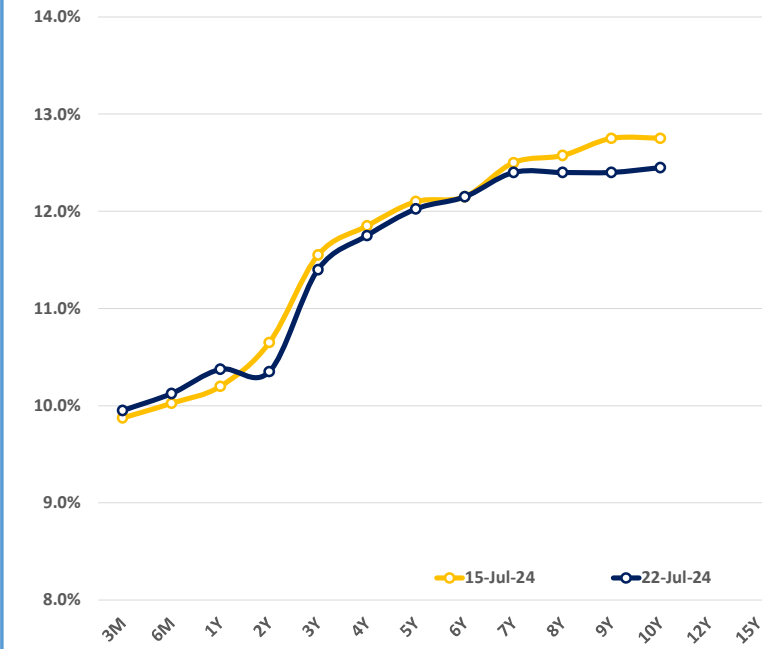
## EXCESS LIQUIDITY AND CBSL HOLDINGS



## OUTSTANDING STOCK [GSEC]

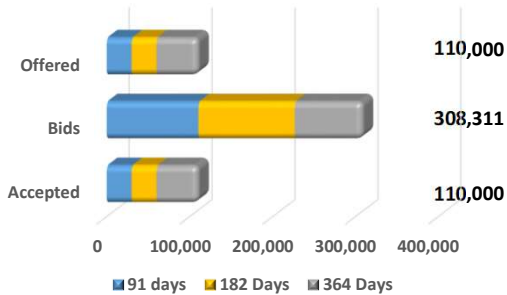


## BILLS AND BONDS YIELDS



Tenure	Bid	Offer	Today	Last Week	Change (bps)
< 91 Days < 3M	10.00%	9.90%	9.95%	9.88%	+8
< 182 Days < 6M	10.25%	10.00%	10.13%	10.03%	+10
< 364 Days < 1Y	10.50%	10.25%	10.38%	10.20%	+17
01-Jun-26 < 2Y	10.40%	10.30%	10.35%	10.65%	-30
01-May-27 < 3Y	11.45%	11.35%	11.40%	11.55%	-15
01-May-28 < 4Y	11.80%	11.70%	11.75%	11.85%	-10
15-Jul-29 < 5Y	12.05%	12.00%	12.03%	12.10%	-8
15-May-30 < 6Y	12.20%	12.10%	12.15%	12.15%	0
01-Dec-31 < 7Y	12.45%	12.35%	12.40%	12.50%	-10
01-Jul-32 < 8Y	12.50%	12.30%	12.40%	12.58%	-18
01-Jun-33 < 9Y	12.50%	12.30%	12.40%	12.75%	-35
01-Jan-34 < 10Y	12.60%	12.30%	12.45%	12.75%	-30
15-Mar-35 < 12Y	N/A	N/A	N/A	N/A	N/A
15-Aug-39 < 15Y	N/A	N/A	N/A	N/A	N/A
01-Jan-41 < 20Y	N/A	N/A	N/A	N/A	N/A

## T-BILL AUCTION (LKR MN)



## Auction Date 17-Jul-24

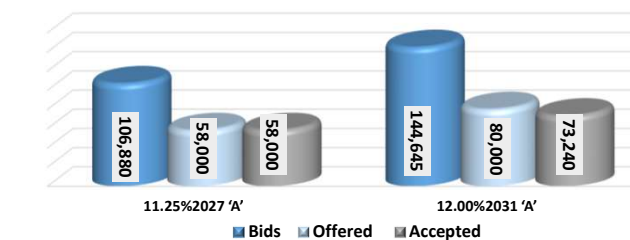
Settlement Date 19-Jul-24

91 days	9.55%	▼	-36 bps
184 days	9.78%	▼	-32 bps
364 days	10.07%	▼	-14 bps

## T-BOND AUCTION (LKR MN)

Auction Date 11-Jul-24

W.Avg 11.78%



## MATURITY TABLE (LKR MN)

Week ending 26-Jul-24

