



DAILY FIXED INCOME & UNIT TRUST

First Capital
A Janashakti Group Company



September 10, 2024

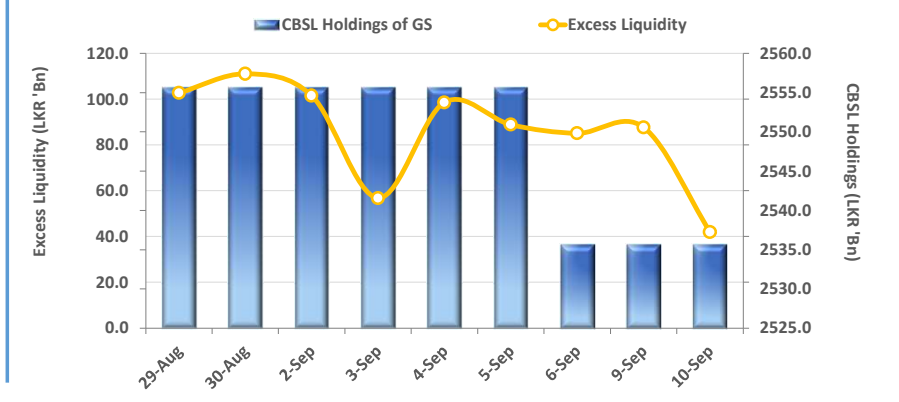
"Secondary market slumbers pre-auction"

The secondary market saw subdued trading activity and thin volumes compared to yesterday, as market participants exercised caution ahead of tomorrow's LKR 180.0Bn T-Bill auction and this Thursday's LKR 290.0Bn T-Bond auction, amid ongoing election-related uncertainty. On the mid-end of the curve, 2028 maturities, including 01.07.28 and 15.12.28, traded at 13.20%, while 15.07.29 traded at 13.35%, and 15.09.29 saw trades in the range of 13.45%-13.50% during the day. Furthermore, foreign holdings in government securities decreased by 4.0%WoW, registering at LKR 40.4Bn as of 05th September 2024. Consequently, the foreign holding percentage marginally decreased to 0.24% over the week. Notably, the overnight liquidity for the day declined to LKR 41.98Bn, whilst CBSL holdings remained stagnant at LKR 2,535.6Bn for the 03rd consecutive session. In the forex market, the LKR significantly depreciated against the USD after 3 consecutive sessions, closing at LKR 300.1 for the day. As of 06th September 2024, the LKR has appreciated by 8.4% against the USD, reflecting a strong overall performance for the year.

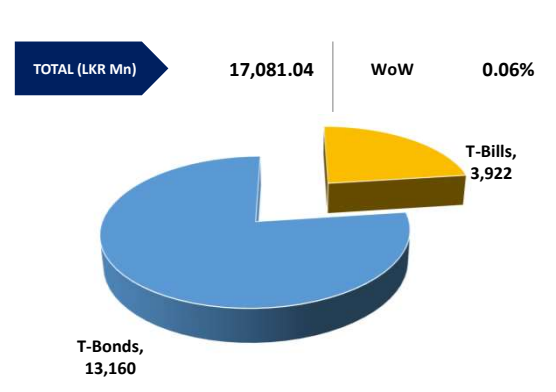
UNIT TRUSTS

First Capital Unit Trust Funds			Sell Price	Buy Price	Avg. Yield
			LKR	LKR	
First Capital Money Market Fund	FCMMF		3,185.31	3,185.31	10.07%
First Capital Gilt Edge Fund	FCGEF		2,408.12	2,408.12	8.35%
First Capital Wealth Fund	FCWF		1,898.15	1,898.10	25.20%
First Capital Equity Fund	FCEF		2,340.79	2,305.68	2.49%
First Capital Money Plus Fund	FCMPF		1,031.17	1,031.17	9.27%

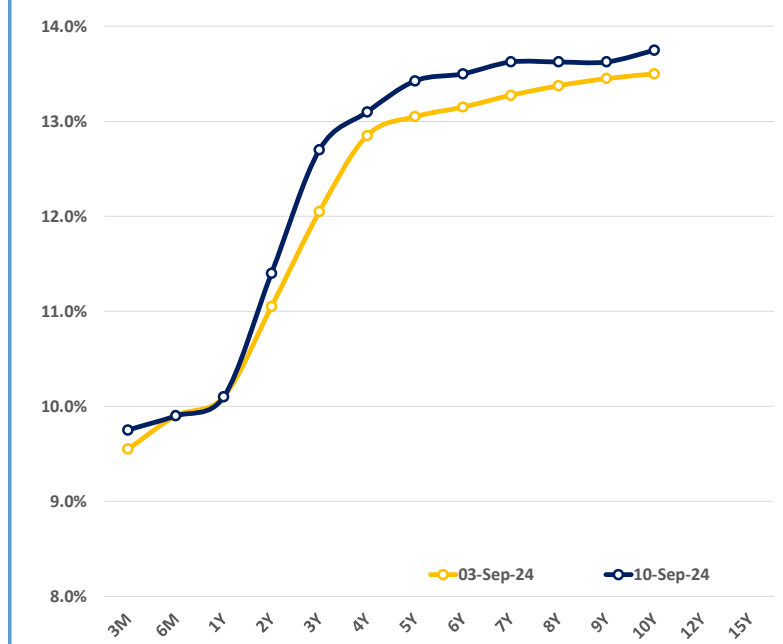
EXCESS LIQUIDITY AND CBSL HOLDINGS



OUTSTANDING STOCK [GSEC]

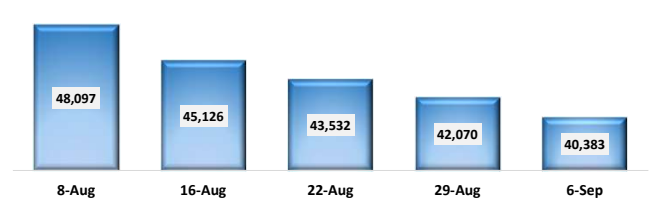


BILLS AND BONDS YIELDS

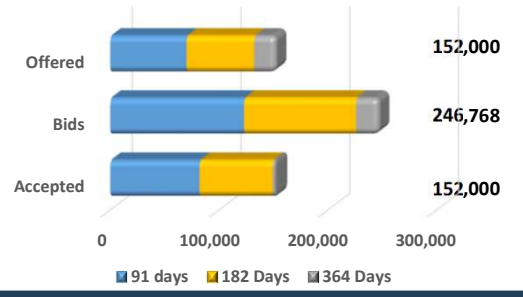


Tenure	Bid	Offer	Today	Last Week	Change (bps)	
< 91 Days	< 3M	9.85%	9.65%	9.75%	9.55%	+20
< 182 Days	< 6M	10.00%	9.80%	9.90%	9.90%	0
< 364 Days	< 1Y	10.20%	10.00%	10.10%	10.10%	0
01-Aug-26	< 2Y	11.50%	11.30%	11.40%	11.05%	+35
15-Sep-27	< 3Y	12.80%	12.60%	12.70%	12.05%	+65
01-Jul-28	< 4Y	13.20%	13.00%	13.10%	12.85%	+25
15-Sep-29	< 5Y	13.50%	13.35%	13.43%	13.05%	+38
15-May-30	< 6Y	13.60%	13.40%	13.50%	13.15%	+35
01-Dec-31	< 7Y	13.75%	13.50%	13.63%	13.28%	+35
01-Oct-32	< 8Y	13.75%	13.50%	13.63%	13.38%	+25
01-Jun-33	< 9Y	13.75%	13.50%	13.63%	13.45%	+18
01-Jan-34	< 10Y	14.00%	13.50%	13.75%	13.50%	+25
15-Mar-35	< 12Y	N/A	N/A	N/A	N/A	N/A
15-Aug-39	< 15Y	N/A	N/A	N/A	N/A	N/A
01-Jan-41	< 20Y	N/A	N/A	N/A	N/A	N/A

FOREIGN HOLDING (LKR MN)




T-BILL AUCTION (LKR MN)



T-BOND AUCTION (LKR MN)

Auction Date	4-Sep-24
Settlement Date	6-Sep-24
91 days	9.61% ▲ +12 bps
184 days	9.94% ▲ +10 bps
364 days	10.03% ▲ +2 bps

T-BOND AUCTION (LKR MN)



MATURITY TABLE (LKR MN)

