



First Capital  
A Janashakti Group Company

# DAILY FIXED INCOME & UNIT TRUST



September 20, 2024

**“Buying sentiment entice the secondary market”**

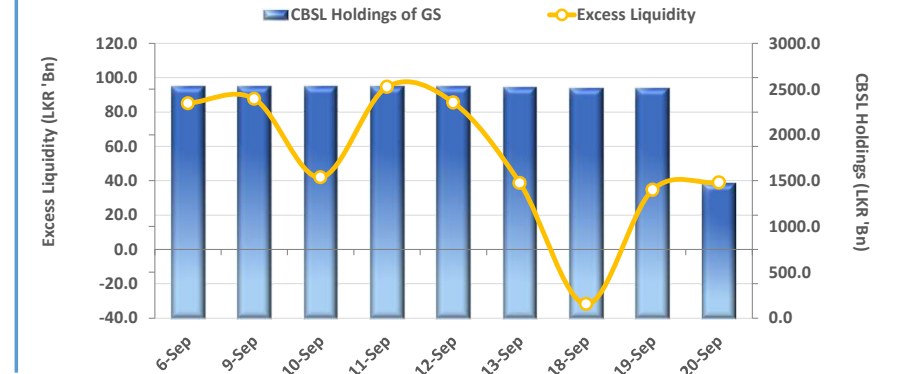
The secondary market experienced buying interest during the day, backed by thin volumes and limited activity ahead of the presidential election which is scheduled to be held tomorrow. Liquid tenors 2026, 2027 and 2028 enticed most trades during the day namely, 01.06.26 and 01.08.26 traded between the range of 11.90% – 12.10%. Moreover, 15.02.28 traded between the range of 13.67% – 13.60%, 01.07.28 traded at 13.70%, 15.06.29 traded within the range of 13.89%-13.85%. CBSL plans to hold its LKR 120.0Bn weekly T-Bill auction on the 25th Sep 2024 with LKR 70.0Bn scheduled to be raised from 91 day maturities, LKR 40.0Bn from 182 day maturities and LKR 10.0Bn from 364 day maturities. On the external side LKR slightly against the USD depreciated during the day recording at LKR 304.6 compared to LKR 303.9 which was recorded during the previous day. LKR depreciated amongst most of the major currencies such as, GBP, EUR, JPY, CNY and AUD during the day.

## UNIT TRUSTS

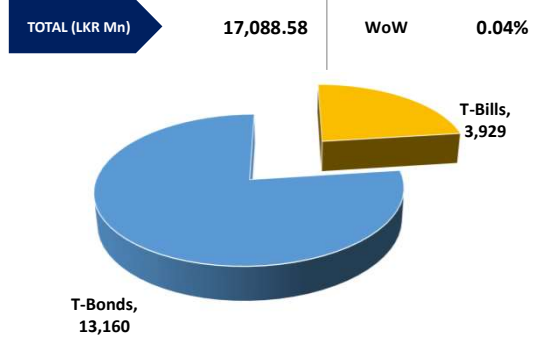
19-Sep-24

First Capital Unit Trust Funds			Sell Price	Buy Price	Avg. Yield
			LKR	LKR	
First Capital Money Market Fund	FCMMF		3,194.22	3,194.22	10.09%
First Capital Gilt Edge Fund	FCGEF		2,410.74	2,410.74	6.30%
First Capital Wealth Fund	FCWF		1,871.57	1,871.52	21.95%
First Capital Equity Fund	FCEF		2,360.44	2,325.03	3.35%
First Capital Money Plus Fund	FCMPF		1,033.80	1,033.80	9.35%

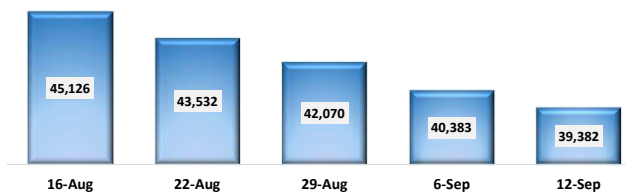
## EXCESS LIQUIDITY AND CBSL HOLDINGS



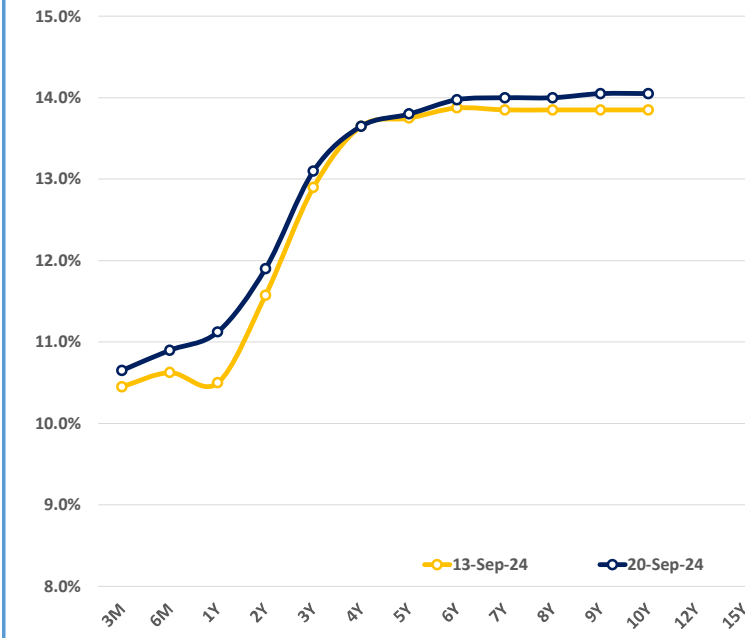
## OUTSTANDING STOCK [GSEC]



## FOREIGN HOLDING (LKR MN) WoW -2.48%

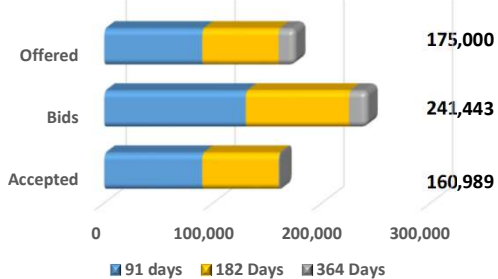


## BILLS AND BONDS YIELDS



Tenure	Bid	Offer	Today	Last Week	Change (bps)	
< 91 Days	< 3M	10.80%	10.50%	10.65%	10.45%	+20
< 182 Days	< 6M	11.00%	10.80%	10.90%	10.63%	+28
< 364 Days	< 1Y	11.50%	10.75%	11.13%	10.50%	+63
01-Aug-26	< 2Y	12.00%	11.80%	11.90%	11.58%	+32
15-Sep-27	< 3Y	13.20%	13.00%	13.10%	12.90%	+20
01-Jul-28	< 4Y	13.70%	13.60%	13.65%	13.65%	0
15-Sep-29	< 5Y	13.85%	13.75%	13.80%	13.75%	+5
15-May-30	< 6Y	14.05%	13.90%	13.98%	13.88%	+10
01-Dec-31	< 7Y	14.10%	13.90%	14.00%	13.85%	+15
01-Oct-32	< 8Y	14.10%	13.90%	14.00%	13.85%	+15
01-Jun-33	< 9Y	14.20%	13.90%	14.05%	13.85%	+20
01-Jan-34	< 10Y	14.20%	13.90%	14.05%	13.85%	+20
15-Mar-35	< 12Y	N/A	N/A	N/A	N/A	N/A
15-Aug-39	< 15Y	N/A	N/A	N/A	N/A	N/A
01-Jan-41	< 20Y	N/A	N/A	N/A	N/A	N/A

## T-BILL AUCTION (LKR MN)



## Auction Date: 18-Sep-24

Settlement Date: 20-Sep-24

91 days	10.49%	▲	+50 bps
184 days	10.76%	▲	+52 bps
364 days	10.07%	◀▶	0 bps

## T-BOND AUCTION (LKR MN)

Auction Date: 12-Sep-24

W.Avg: 13.79% (10.75%2028 'B'), W.Avg: 13.98% (11.75%2029 'A')



## MATURITY TABLE (LKR MN)

Week ending: 27-Sep-24

