



First Capital
A Janashakthi Group Company

DAILY FIXED INCOME & UNIT TRUST

October 3, 2024

"Profit taking emerges following extended bullish momentum"

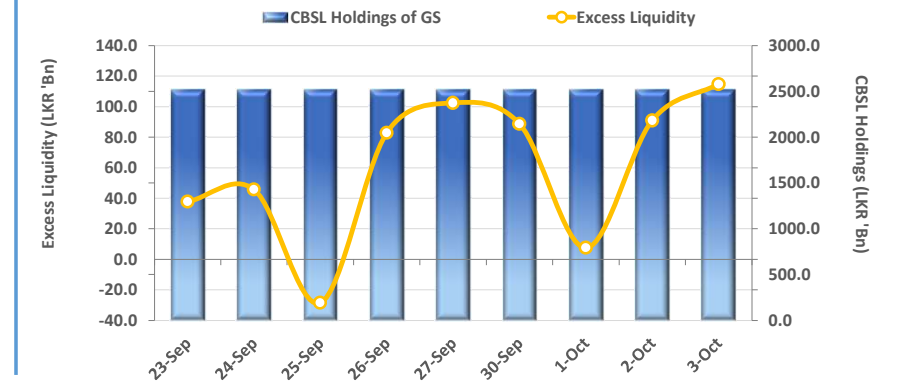
The secondary market sentiment saw a reversal in sentiment during the day as investors resorted to book profits after extended bullish interest. Mid tenor maturities attracted most interest during the day. Accordingly, on the short end of the curve, 01.06.2025 saw trades at 10.40% while 01.06.2026 registered trades at 10.45%. Moreover, 15.12.2027 recorded transactions between 11.40%-11.50%. On the 2028 tenor, 15.02.2028 hovered between 11.45%-11.60% and 15.12.2028 hovered between 11.65%-11.80%. Meanwhile, 15.06.2029 registered trades between 11.90%-12.10% while 01.12.2031 recorded between 12.30%-12.38%. Overnight liquidity improved compared to previous day and closed at LKR 114.7Bn while CBSL Holdings remained stagnant at LKR 2,515.6Bn. On the external side, LKR continued to appreciate against the greenback, closing at LKR 294.9/USD, compared to yesterday's closing of LKR 295.6/USD. Similarly, LKR appreciated against other major currencies including, GBP, EUR, CNY, JPY and AUD. Meanwhile, Weekly AWPLR for the week ending 27th Sep-24 decreased by 06bps to 9.32% compared to the previous week while AWLR as at Aug-24 remains at 12.12%, indicating a broader gap between both.

UNIT TRUSTS

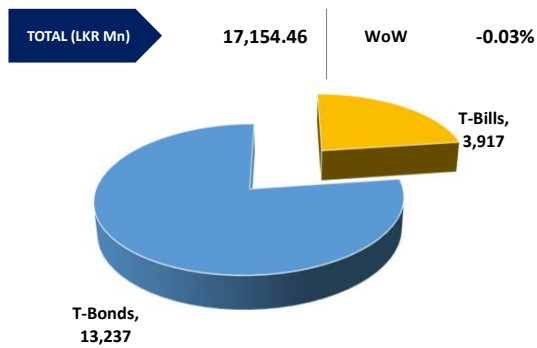
02-Oct-24

First Capital Unit Trust Funds			Sell Price	Buy Price	Avg. Yield
			LKR	LKR	
First Capital Money Market Fund	FCMMF		3,205.75	3,205.75	10.10%
First Capital Gilt Edge Fund	FCGEF		2,418.48	2,418.48	10.33%
First Capital Wealth Fund	FCWF		1,927.13	1,927.08	25.47%
First Capital Equity Fund	FCEF		2,608.68	2,569.55	14.22%
First Capital Money Plus Fund	FCMPF		1,037.25	1,037.25	9.37%

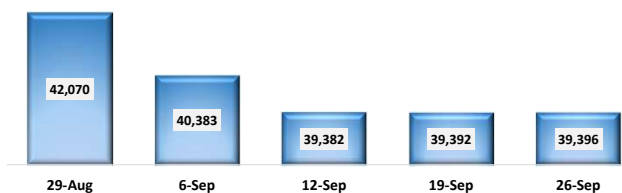
EXCESS LIQUIDITY AND CBSL HOLDINGS



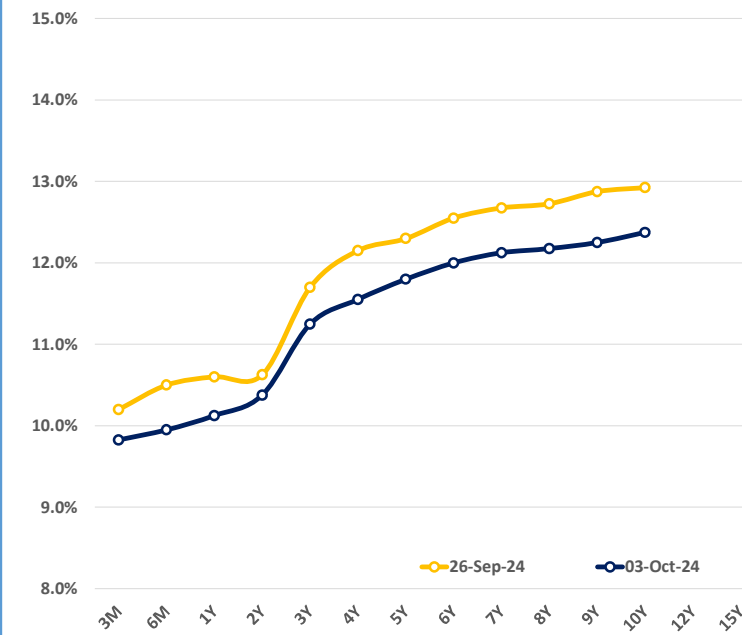
OUTSTANDING STOCK [GSEC]



FOREIGN HOLDING (LKR MN)

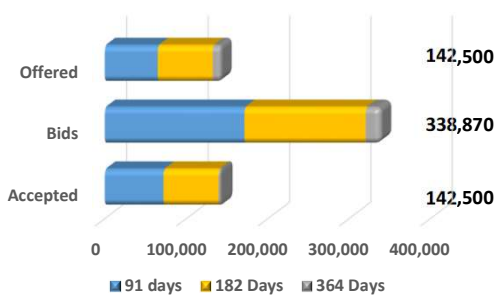


BILLS AND BONDS YIELDS



Tenure	Bid	Offer	Today	Last Week	Change (bps)	
< 91 Days	< 3M	9.90%	9.75%	9.83%	10.20%	-38
< 182 Days	< 6M	10.00%	9.90%	9.95%	10.50%	-55
< 364 Days	< 1Y	10.25%	10.00%	10.13%	10.60%	-47
01-Aug-26	< 2Y	10.50%	10.25%	10.38%	10.63%	-25
15-Sep-27	< 3Y	11.30%	11.20%	11.25%	11.70%	-45
01-Jul-28	< 4Y	11.60%	11.50%	11.55%	12.15%	-60
15-Sep-29	< 5Y	11.85%	11.75%	11.80%	12.30%	-50
15-May-30	< 6Y	12.10%	11.90%	12.00%	12.55%	-55
01-Dec-31	< 7Y	12.25%	12.00%	12.13%	12.68%	-55
01-Oct-32	< 8Y	12.35%	12.00%	12.18%	12.73%	-55
01-Jun-33	< 9Y	12.50%	12.00%	12.25%	12.88%	-63
01-Jan-34	< 10Y	12.50%	12.25%	12.38%	12.93%	-55
15-Mar-35	< 12Y	N/A	N/A	N/A	N/A	N/A
15-Aug-39	< 15Y	N/A	N/A	N/A	N/A	N/A
01-Jan-41	< 20Y	N/A	N/A	N/A	N/A	N/A

T-BILL AUCTION (LKR MN)



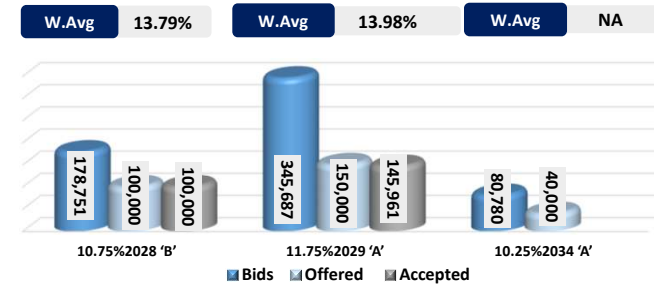
Auction Date: 2-Oct-24

Settlement Date: 4-Oct-24

91 days	10.06%	▼	-43 bps
184 days	10.37%	▼	-35 bps
364 days	10.04%	▼	-1 bps

T-BOND AUCTION (LKR MN)

Auction Date: 12-Sep-24



MATURITY TABLE (LKR MN)

Week ending: 11-Oct-24

