


First Capital
A Janashakti Group Company

DAILY FIXED INCOME & UNIT TRUST



October 9, 2024

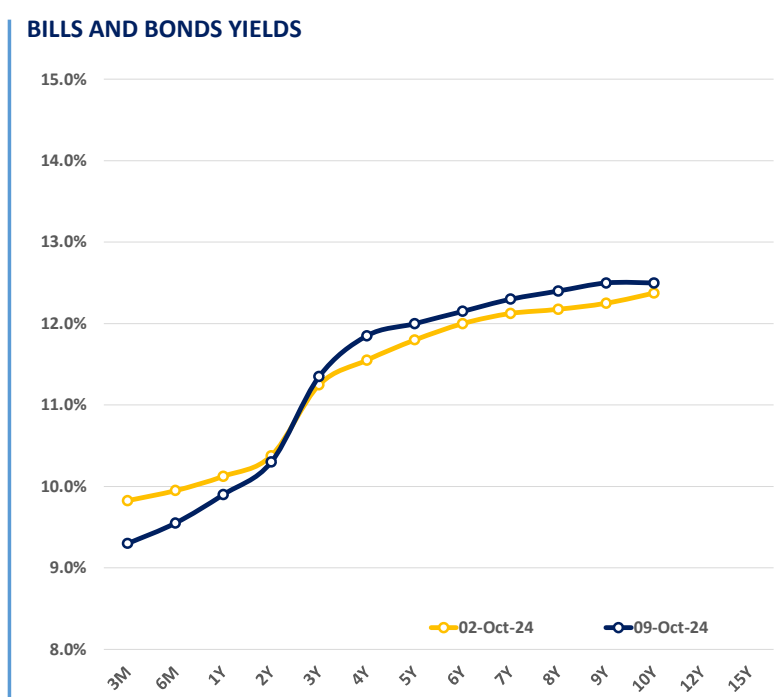
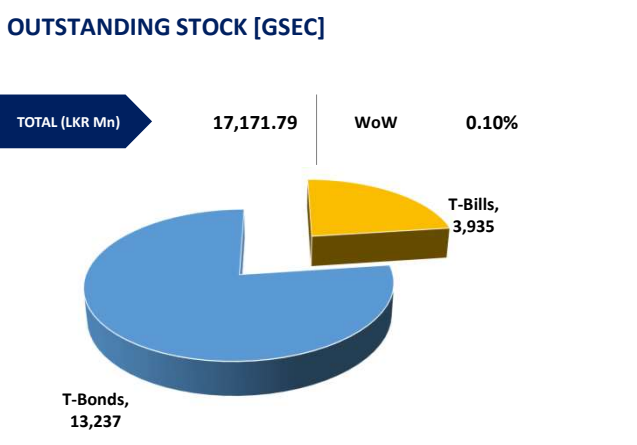
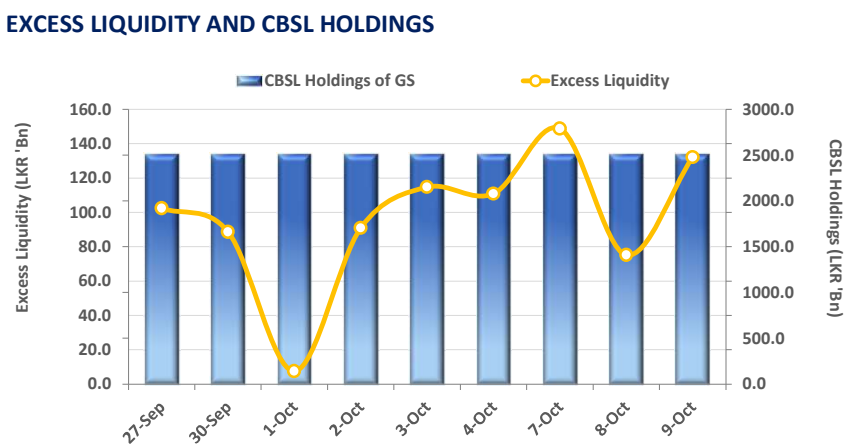
"T-Bill auction rates experience notable declines"

At the T-Bill auction held today, the CBSL fully accepted the bills offered totaling LKR 85.0Bn. The CBSL fully subscribed to all three bills, where the 3M T-bill was fully accepted at LKR 40.0Bn, the 6M T-bill was accepted at the offered amount of LKR 35.0Bn, and the 1 Yr T-bill was fully accepted at LKR 10.0Bn. The weighted average yield rates saw significant declines, where the 3M bill saw a decline of 37bps at 9.69%. The 6M bill also saw a decline of 42bps at a rate of 9.95%. The 1Yr bill saw a slight decline of 4bps at a rate of 10.00%. Meanwhile, the secondary market yield curve faced some selling pressure ahead of the bond auction to be held on 11th Oct-24, and the market experienced slight buying interest following the T-Bill auction results. Notable trades were on the short to mid end of the curve, primarily amongst the 2027 and 2028 maturities. On the short end of the curve, 01.05.27, and 15.09.27 traded at rates of 11.30% and 11.40%, respectively. On the belly end of the curve, 15.02.28, 15.03.28, 01.05.28, and 15.12.28, traded at rates of 11.90% - 11.77%, 11.90%, 11.90% - 11.80%, and 12.00%, respectively. Additionally, 15.09.29, was seen trading between rates of 12.05% - 12.00%. Following the results of the T-Bill auction, the 6M bill traded at a rate of 9.55%. On the external front, the LKR appreciated against the USD, closing at LKR 293.36/USD compared to LKR 293.55/USD recorded the previous day. CBSL holdings of government securities remained unchanged, closing at LKR 2,515.62Bn today. Overnight liquidity in the banking system expanded to LKR 132.21Bn from LKR 75.23Bn recorded the previous day.

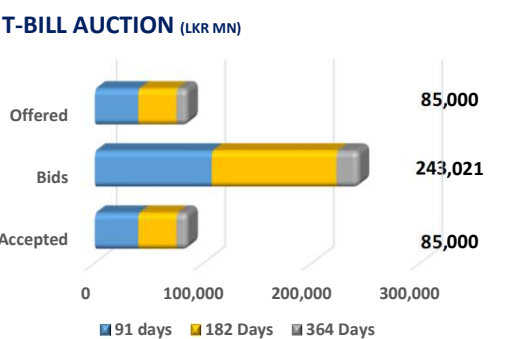
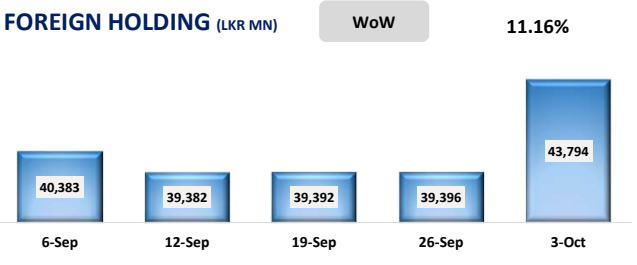
UNIT TRUSTS

08-Oct-24

First Capital Unit Trust Funds			Sell Price	Buy Price	Avg. Yield
			LKR	LKR	
First Capital Money Market Fund	FCMMF		3,210.86	3,210.86	10.04%
First Capital Gilt Edge Fund	FCGEF		2,423.76	2,423.76	12.77%
First Capital Wealth Fund	FCWF		1,937.74	1,937.69	25.78%
First Capital Equity Fund	FCEF		2,634.65	2,595.13	15.35%
First Capital Money Plus Fund	FCMPF		1,038.83	1,038.83	9.30%



Tenure	Bid	Offer	Today	Last Week	Change (bps)	
< 91 Days	< 3M	9.40%	9.20%	9.30%	9.83%	-53
< 182 Days	< 6M	9.60%	9.50%	9.55%	9.95%	-40
< 364 Days	< 1Y	10.00%	9.80%	9.90%	10.13%	-23
01-Aug-26	< 2Y	10.35%	10.25%	10.30%	10.38%	-8
15-Sep-27	< 3Y	11.40%	11.30%	11.35%	11.25%	+10
01-Jul-28	< 4Y	11.90%	11.80%	11.85%	11.55%	+30
15-Sep-29	< 5Y	12.05%	11.95%	12.00%	11.80%	+20
15-May-30	< 6Y	12.20%	12.10%	12.15%	12.00%	+15
01-Dec-31	< 7Y	12.40%	12.20%	12.30%	12.13%	+18
01-Oct-32	< 8Y	12.50%	12.30%	12.40%	12.18%	+23
01-Jun-33	< 9Y	12.75%	12.25%	12.50%	12.25%	+25
01-Jan-34	< 10Y	12.75%	12.25%	12.50%	12.38%	+13
15-Mar-35	< 12Y	N/A	N/A	N/A	N/A	N/A
15-Aug-39	< 15Y	N/A	N/A	N/A	N/A	N/A
01-Jan-41	< 20Y	N/A	N/A	N/A	N/A	N/A



Auction Date		9-Oct-24	
Settlement Date		11-Oct-24	
91 days	9.69%	▼	-37 bps
184 days	9.95%	▼	-42 bps
364 days	10.00%	▼	-4 bps

