



First Capital
A Janashakti Group Company

DAILY FIXED INCOME & UNIT TRUST



October 18, 2024

"Bond yields tick higher on extended selling"

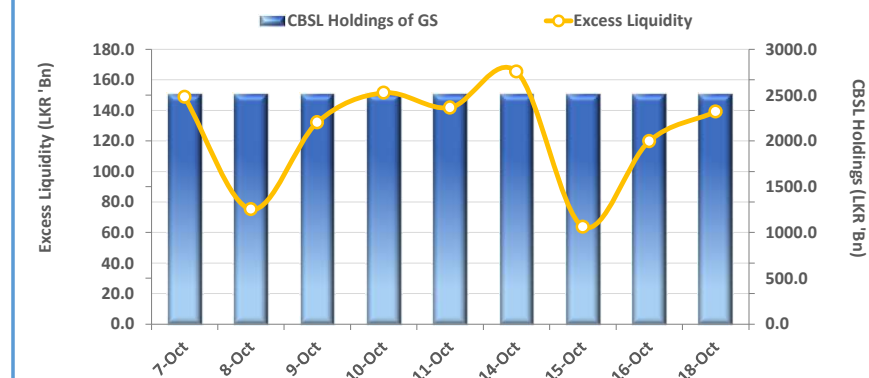
Concluding the week, the secondary market yield curve slightly edged up across the board amidst slight selling interest while the overall market witnessed low volumes and limited activities. In the midst of slight selling interest, 15.12.2027 maturity changed hands in the range of 11.30%-11.35%. Additionally, tenors maturing in 2028, such as 15.02.2028, 15.03.2028, 01.05.2028, and 01.07.2028, changed hands at yields ranging between 11.65%-11.80%. The selling interest extended to the longer end of the curve as well, with the 15.05.2030 maturity trading at a yield of 12.15%. Furthermore, the CBSL has announced a Treasury Bill issuance totaling LKR 125.0Bn through an auction scheduled for 23rd Oct 2024, out of the total auction, LKR 40.0Bn is to be raised from 91-day maturity, LKR 42.5Bn is expected to be raised from 182-day maturity while LKR 42.5Bn is to be raised from 364-day maturity. On the external side, the LKR appreciated against the greenback closing at LKR 293.0. Meanwhile, overnight liquidity recorded at LKR 139.10Bn while CBSL Holdings remained unchanged at LKR 2,515.6Bn.

UNIT TRUSTS

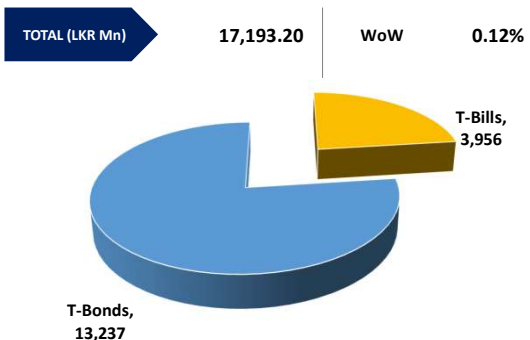
17-Oct-24

First Capital Unit Trust Funds			Sell Price	Buy Price	Avg. Yield
			LKR	LKR	
First Capital Money Market Fund	FCMMF		3,218.92	3,218.92	10.00%
First Capital Gilt Edge Fund	FCGEF		2,430.31	2,430.31	9.95%
First Capital Wealth Fund	FCWF		1,944.85	1,944.80	25.53%
First Capital Equity Fund	FCEF		2,667.22	2,627.21	16.78%
First Capital Money Plus Fund	FCMPF		1,041.14	1,041.14	9.09%

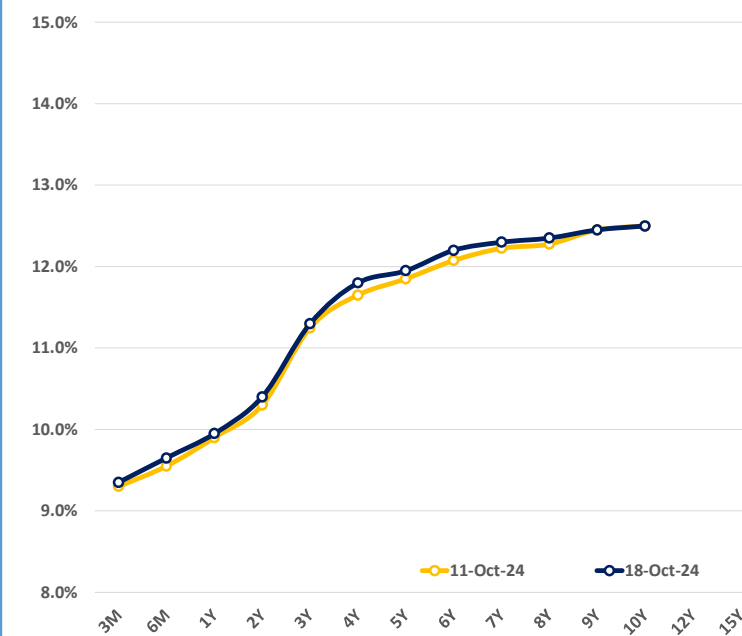
EXCESS LIQUIDITY AND CBSL HOLDINGS



OUTSTANDING STOCK [GSEC]




BILLS AND BONDS YIELDS

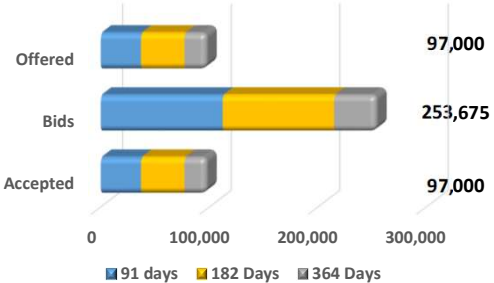


Tenure	Bid	Offer	Today	Last Week	Change (bps)	
< 91 Days	< 3M	9.40%	9.30%	9.35%	9.30%	+5
< 182 Days	< 6M	9.70%	9.60%	9.65%	9.55%	+10
< 364 Days	< 1Y	10.00%	9.90%	9.95%	9.90%	+5
01-Aug-26	< 2Y	10.50%	10.30%	10.40%	10.30%	+10
15-Sep-27	< 3Y	11.35%	11.25%	11.30%	11.25%	+5
01-Jul-28	< 4Y	11.85%	11.75%	11.80%	11.65%	+15
15-Sep-29	< 5Y	12.00%	11.90%	11.95%	11.85%	+10
15-May-30	< 6Y	12.25%	12.15%	12.20%	12.08%	+13
01-Dec-31	< 7Y	12.35%	12.25%	12.30%	12.23%	+8
01-Oct-32	< 8Y	12.45%	12.25%	12.35%	12.28%	+8
01-Jun-33	< 9Y	12.60%	12.30%	12.45%	12.45%	0
01-Jan-34	< 10Y	12.75%	12.25%	12.50%	12.50%	0
15-Mar-35	< 12Y	N/A	N/A	N/A	N/A	N/A
15-Aug-39	< 15Y	N/A	N/A	N/A	N/A	N/A
01-Jan-41	< 20Y	N/A	N/A	N/A	N/A	N/A

FOREIGN HOLDING (LKR MN)



T-BILL AUCTION (LKR MN)

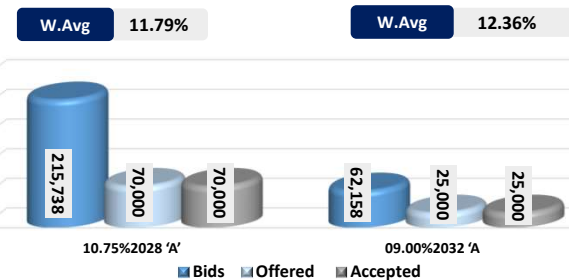


Auction Date: 15-Oct-24
Settlement Date: 18-Oct-24

91 days	9.32%	▼	-37 bps
184 days	9.65%	▼	-30 bps
364 days	9.95%	▼	-5 bps

T-BOND AUCTION (LKR MN)

Auction Date: 11-Oct-24



MATURITY TABLE (LKR MN)

