



First Capital
A Janashakti Group Company

DAILY FIXED INCOME & UNIT TRUST



October 25, 2024

"Thin volumes ahead of bond auction"

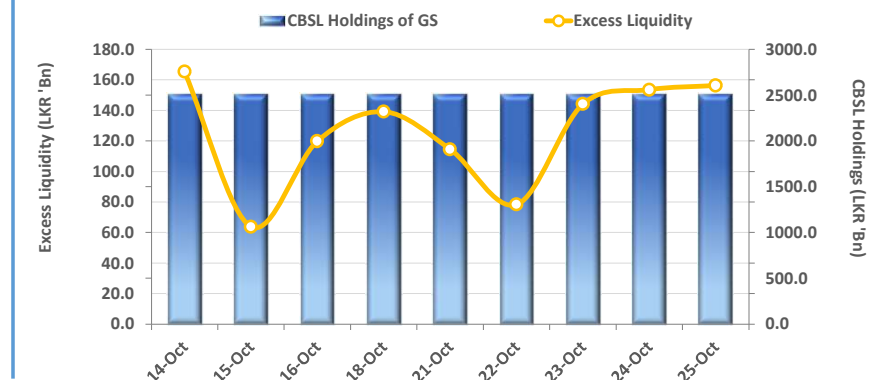
The secondary market yield curve remained broadly unchanged, with thin trading volumes and subdued activity as investors opted for a wait-and-see stance ahead of the upcoming Bond Auction scheduled for the 28th of Oct-24, which will offer LKR 32.5Bn in T-Bonds. There was some selling interest observed on the short to mid end of the curve. Amongst the traded maturities, notable trades were among the 2027, and 2028 maturities. On the short end of the curve, 15.09.27, and 15.12.27, were seen trading at a rate of 11.50%. On the belly end of the curve, 01.05.28 traded at a rate of 11.85%. Additionally, 15.06.29 traded between rates of 12.05% - 12.08%, and 15.10.30 traded between rates of 12.35% - 12.25%. Meanwhile, on the external front, the LKR depreciated against the USD, closing at LKR 293.7/USD, compared to LKR 293.3/USD recorded the previous day. Similarly, the LKR depreciated against other major currencies including the GBP, EUR, AUD, and JPY. CBSL holdings of government securities remained unchanged, closing at LKR 2,515.62Bn today. Overnight liquidity in the banking system expanded to LKR 156.27Bn from LKR 153.57Bn recorded the previous day.

UNIT TRUSTS

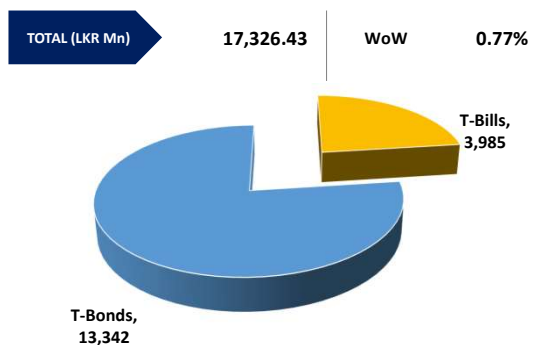
First Capital Unit Trust Funds			Sell Price	Buy Price	Avg. Yield
			LKR	LKR	
First Capital Money Market Fund	FCMMF		3,225.02	3,225.02	9.88%
First Capital Gilt Edge Fund	FCGEF		2,434.04	2,434.04	8.00%
First Capital Wealth Fund	FCWF		1,945.04	1,944.99	24.94%
First Capital Equity Fund	FCEF		2,699.01	2,658.52	18.17%
First Capital Money Plus Fund	FCMPF		1,042.92	1,042.92	8.91%

24-Oct-24

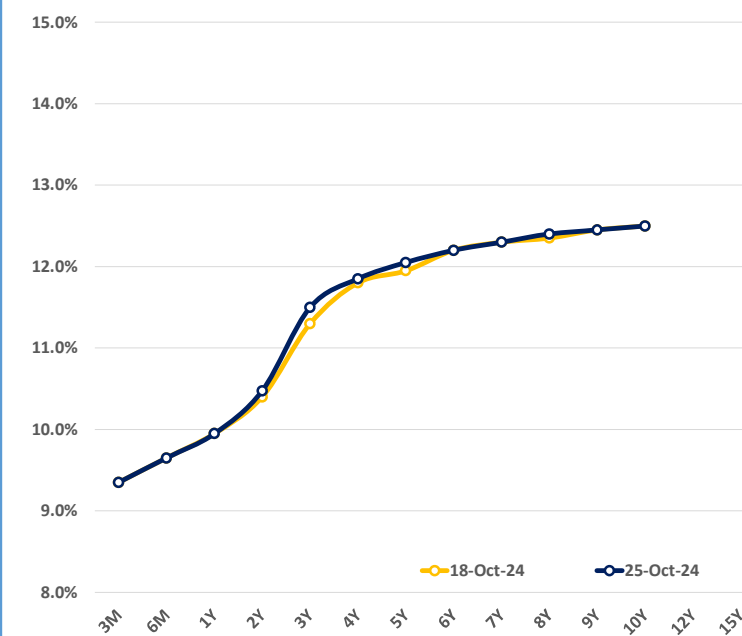
EXCESS LIQUIDITY AND CBSL HOLDINGS



OUTSTANDING STOCK [GSEC]

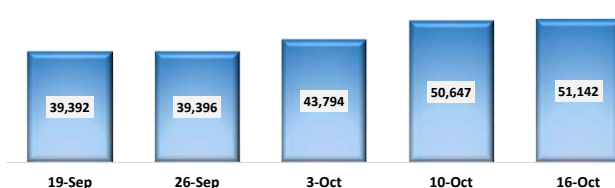


BILLS AND BONDS YIELDS

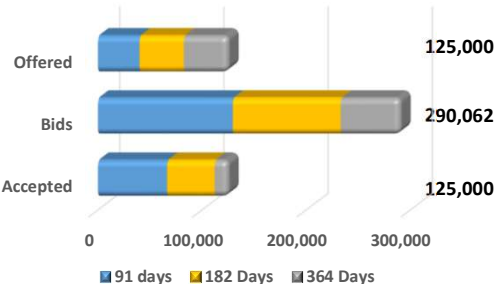


Tenure	Bid	Offer	Today	Last Week	Change (bps)	
< 91 Days	< 3M	9.40%	9.30%	9.35%	9.35%	0
< 182 Days	< 6M	9.70%	9.60%	9.65%	9.65%	0
< 364 Days	< 1Y	10.00%	9.90%	9.95%	9.95%	0
01-Aug-26	< 2Y	10.50%	10.45%	10.48%	10.40%	+8
15-Sep-27	< 3Y	11.55%	11.45%	11.50%	11.30%	+20
01-Jul-28	< 4Y	11.90%	11.80%	11.85%	11.80%	+5
15-Sep-29	< 5Y	12.10%	12.00%	12.05%	11.95%	+10
15-May-30	< 6Y	12.25%	12.15%	12.20%	12.20%	0
01-Dec-31	< 7Y	12.35%	12.25%	12.30%	12.30%	0
01-Oct-32	< 8Y	12.45%	12.35%	12.40%	12.35%	+5
01-Jun-33	< 9Y	12.60%	12.30%	12.45%	12.45%	0
01-Jan-34	< 10Y	12.75%	12.25%	12.50%	12.50%	0
15-Mar-35	< 12Y	N/A	N/A	N/A	N/A	N/A
15-Aug-39	< 15Y	N/A	N/A	N/A	N/A	N/A
01-Jan-41	< 20Y	N/A	N/A	N/A	N/A	N/A

FOREIGN HOLDING (LKR MN)



T-BILL AUCTION (LKR MN)



Auction Date: 23-Oct-24

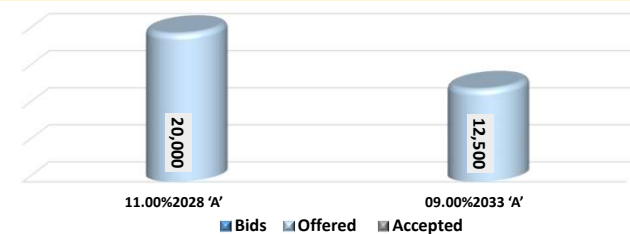
Settlement Date: 25-Oct-24

91 days	9.32%	0	bps
184 days	9.65%	0	bps
364 days	9.95%	0	bps

T-BOND AUCTION (LKR MN)

Auction Date: 28-Oct-24

New Auction Announcement



MATURITY TABLE (LKR MN)

Week ending: 1-Nov-24

