


First Capital
A Janashakti Group Company

DAILY FIXED INCOME & UNIT TRUST



September 30, 2024

"Market takes a breath post bullish surge"

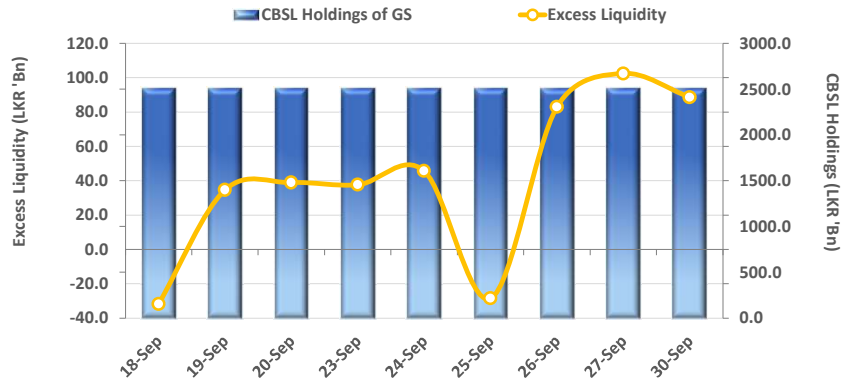
Investor sentiment paused momentarily following a substantial buying momentum witnessed in previous days, indicating a period of stabilization ahead of the T-Bill auction. In the secondary market, 3M and 6M T-Bills changed hands at 10.00% and 10.25%, with limited activities, 15.12.26 maturity traded at 10.75%. Meanwhile, mid tenors 15.02.28, 15.07.29 and 15.09.29 were seen trading at 11.95%, 12.10% and 12.05%, respectively. Overall market volumes remained low. Furthermore, the CBSL has announced a Treasury Bill issuance totaling LKR 142.5Bn through an auction scheduled for 2nd Oct 2024, out of the total auction, LKR 65.0Bn is to be raised from 91-day maturity, LKR 67.5Bn is expected to be raised from 182-day maturity while LKR 10.0Bn is to be raised from 364-day maturity. Meanwhile, inflation as measured by the CCPI further decelerated to -0.5% in Sep-24 from 0.5% in Aug-24 driven by lower Food and Non-Food inflation. Food inflation declined to -0.3%, while non-food inflation dropped to -0.5%. Similarly, core inflation also slightly lowered to 3.3% in Sep-24 compared to 3.6% in Aug-24. On the external side, the LKR further appreciated against the greenback closing below LKR 300.0 mark at LKR 299.4. Meanwhile, overnight liquidity recorded at LKR 88.65Bn while CBSL Holdings remained unchanged at LKR 2,515.68Bn.

UNIT TRUSTS

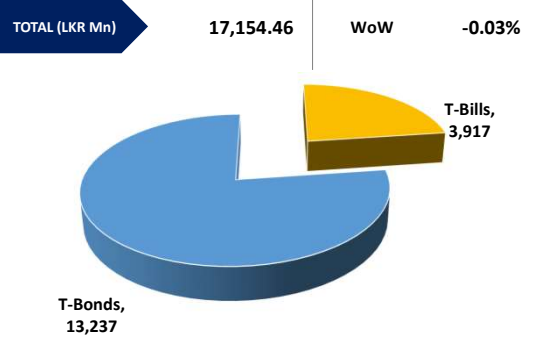
29-Sep-24

First Capital Unit Trust Funds			Sell Price	Buy Price	Avg. Yield
			LKR	LKR	
First Capital Money Market Fund	FCMMF		3,202.98	3,202.98	10.10%
First Capital Gilt Edge Fund	FCGEF		2,416.45	2,416.45	10.83%
First Capital Wealth Fund	FCWF		1,913.14	1,913.09	24.59%
First Capital Equity Fund	FCEF		2,559.79	2,521.39	12.08%
First Capital Money Plus Fund	FCMPF		1,036.45	1,036.45	9.32%

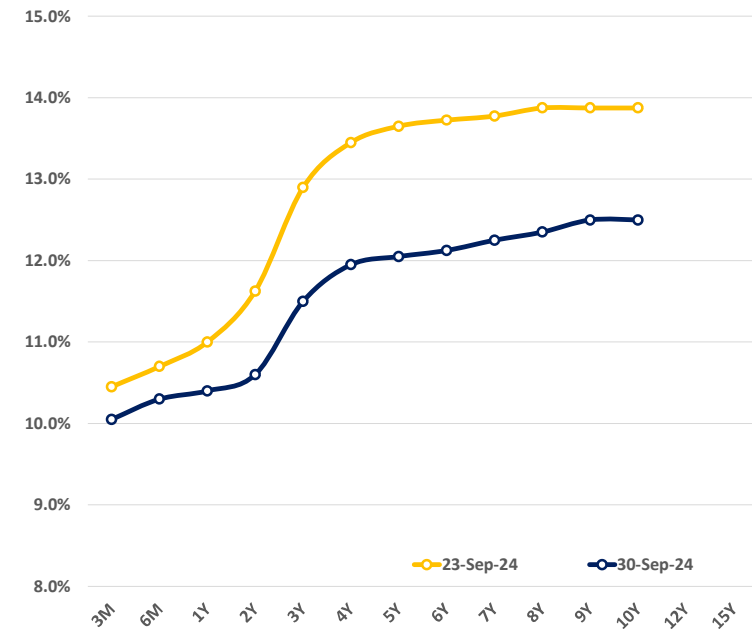
EXCESS LIQUIDITY AND CBSL HOLDINGS



OUTSTANDING STOCK [GSEC]

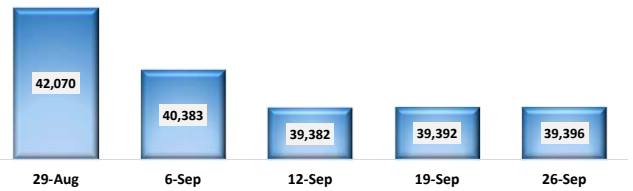


BILLS AND BONDS YIELDS

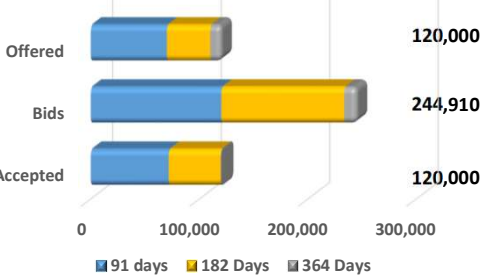


Tenure	Bid	Offer	Today	Last Week	Change (bps)	
< 91 Days	< 3M	10.10%	10.00%	10.05%	10.45%	-40
< 182 Days	< 6M	10.35%	10.25%	10.30%	10.70%	-40
< 364 Days	< 1Y	10.50%	10.30%	10.40%	11.00%	-60
01-Aug-26	< 2Y	10.70%	10.50%	10.60%	11.63%	-103
15-Sep-27	< 3Y	11.60%	11.40%	11.50%	12.90%	-140
01-Jul-28	< 4Y	12.00%	11.90%	11.95%	13.45%	-150
15-Sep-29	< 5Y	12.10%	12.00%	12.05%	13.65%	-160
15-May-30	< 6Y	12.25%	12.00%	12.13%	13.73%	-160
01-Dec-31	< 7Y	12.35%	12.15%	12.25%	13.78%	-153
01-Oct-32	< 8Y	12.50%	12.20%	12.35%	13.88%	-153
01-Jun-33	< 9Y	12.75%	12.25%	12.50%	13.88%	-138
01-Jan-34	< 10Y	12.75%	12.25%	12.50%	13.88%	-138
15-Mar-35	< 12Y	N/A	N/A	N/A	N/A	N/A
15-Aug-39	< 15Y	N/A	N/A	N/A	N/A	N/A
01-Jan-41	< 20Y	N/A	N/A	N/A	N/A	N/A

FOREIGN HOLDING (LKR MN)



T-BILL AUCTION (LKR MN)



Auction Date: 25-Sep-24

Settlement Date: 27-Sep-24

91 days	10.49%	0 bps
184 days	10.72%	-4 bps
364 days	10.05%	-2 bps

T-BOND AUCTION (LKR MN)



MATURITY TABLE (LKR MN)

