

### PRICE INDICES

මිල දර්ශක / விலைச்சட்டிகள்

**Today** / **අද**  
இன்று / **Prv.Day** / **පූර්ව දින**  
முன்னர்

All Share Price Index (ASPI) සියලු කොටස් මිල දර්ශකය அனைத்து பங்கு விலைச்சட்டி	<b>12,719.03</b>	12,795.96
S&P Sri Lanka 20 Index S&P ශ්‍රී ලංකා 20 මිල දර්ශකය S&P ஸ்ரீலங்கா 20 விலைச்சட்டி	<b>3,824.68</b>	3,852.62

### TOTAL RETURN INDICES

සමස්ත ප්‍රතිලාභ දර්ශක / மொத்த வருவாய் சுட்டிகள்

TRI on All Share (ASTRI) සියලු කොටස් මුළු ප්‍රතිලාභ දර්ශකය அனைத்துப் பங்குச்சுட்டி மீதான மொத்த வருவாய்	<b>18,312.06</b>	18,420.39
TRI on S&P Sri Lanka 20 Index S&P ශ්‍රී ලංකා 20 මුළු ප්‍රතිලාභ දර්ශකය S&P ஸ்ரீலங்கா 20 மீதான மொத்த வருவாய்	<b>7,441.23</b>	7,495.59

### TOTAL TURNOVER (Rs.)

සමස්ත පිරිවැටුම / மொத்த புரள்வு

Equity කොටස් / உரிமைப்பங்கு	3,189,516,470
Closed End Funds ආවේණික අරමුදල් / மூடிய நிதியங்கள்	1,373
Corporate Debt සාංගමික මුදා/தனியார்துறை கடன்கள்	0
Government Debt රාජ්‍ය මුදා / அரசதுறை கடன்கள்	0

### MARKET CAPITALIZATION (Rs.)

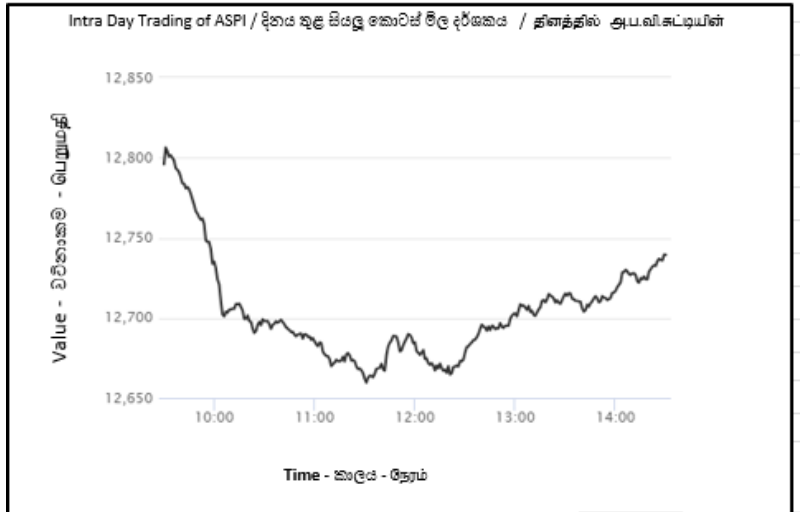
වෙළෙඳපොළ ප්‍රාග්ධනීකරණය / சந்தை முதலாக்கம்

As at Today අද දිනට இன்று	Last Month පූර්ව මාසයේදී கடந்த மாதம்	YTD Change % වෙනස් වීම % ஆண்டுக்கான அசைவு %
4,660,828,937,795	4,677,865,447,394	9.69

	EQUITY කොටස් / உரிமைப்பங்கு	FUNDS අරමුදල් / நிதியங்கள்
Value of Turnover (Rs.) පිරිවැටුමේ වටිනාකම / புரள்வின் பெறுமதி	<b>3,189,516,470</b>	<b>1,373</b>
Domestic Purchases දේශීය මිල දී ගැනීම உள்நாட்டு கொள்வனவுகள்	<b>2,924,292,494</b>	<b>1,373</b>
Domestic Sales දේශීය විකිණීම/உள்நாட்டு விற்பனைகள்	<b>3,124,067,060</b>	<b>1,373</b>
Foreign Purchases විදේශීය මිල දී ගැනීම வெளிநாட்டு கொள்வனவுகள்	<b>265,223,977</b>	<b>0</b>
Foreign Sales විදේශීය විකිණීම / வெளிநாட்டு விற்பனைகள்	<b>65,449,411</b>	<b>0</b>
Volume of Turnover (No.) පිරිවැටුමේ ප්‍රමාණය / புரள்வின் அளவு	<b>117,437,142</b>	<b>106</b>
Domestic දේශීය / உள்நாட்டு	<b>110,549,940</b>	<b>106</b>
Foreign විදේශීය / வெளிநாட்டு	<b>6,887,202</b>	<b>0</b>
Trades (No.) ගනුදෙනු සංඛ්‍යාව / வியாபாரம்	<b>18,259</b>	<b>6</b>
Domestic දේශීය / உள்நாட்டு	<b>17,839</b>	<b>6</b>
Foreign විදේශීය / வெளிநாட்டு	<b>420</b>	<b>0</b>

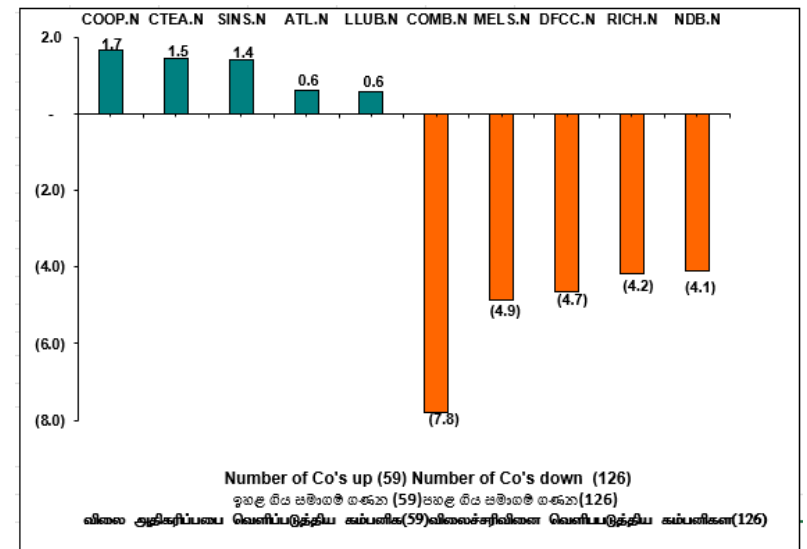
### Intra day trading of ASPI

දිනපුරා තුළ සියලු කොටස් මිල දර්ශකය  
அனைத்துப் பங்கு விலைச்சட்டியின் குறித்த தினவியாபாரம்



### Top 10 Contributors to the change of ASPI

සියලු කොටස් මිල දර්ශකයේ වෙනස් වීම සඳහා ඉහළම දායකත්වය දුන් 10 සුරැකුම්පත් 10  
அனைத்துப் பங்கு விலைச்சட்டியின் அசைவிற்கு பங்களிப்பு வழங்கிய முதல் 10 பிணையங்கள்



	<b>EQUITY</b>	<b>FUNDS</b>
	கொட்சீ/உரிமைப்பங்கு	அம்மூலம்/ நிதியங்கள்
<b>PER</b> மீள ஆபத்தி அனுலாசை/ விலை உழைப்பு விகிதம்	<b>8.52 *</b>	<b>0.00</b>
<b>PBV</b> மீளபை அகலேசி அனுலாசைக் லேச விலை புத்தகப் பெறுமதி விகிதம்	<b>1.01 *</b>	<b>0.00</b>
<b>DY</b> லாண்டி அலேல/பங்குலாப விலை	<b>4.27 *</b>	<b>0.00</b>
<b>Listed Companies/Funds (No.)</b> லேசீகூறை சமாதம்/ அம்மூலம் பட்டியல் படுத்தப்பட்ட கம்பனிகள்/நிதியங்கள்	<b>284</b>	<b>1</b>
<b>Traded Companies/Funds (No.)</b> அனுலேன கல சமாதம்/ அம்மூலம் வியாபாரம் நிறைவுற்ற கம்பனிகள் / நிதியங்கள்	<b>252</b>	<b>1</b>

<b>OTC Platform /</b>	<b>OTC</b>	<b>OTC</b>
	புலிர்சல	பட்டியற்ற்திரை
<b>Trunover(Rs)</b> பிரலும புரள்வு		
<b>Transaction(No)</b> அனுலேன சம்பல வியாபார		0

**TOP 10 GAINERS**

ஒக்டோ மீடு கைன் டிவிடென்ஸ் டாட்டா கட்டி சமூகம் 10 / முதல் 10 ஆதாயமீட்டிய பிணையங்கள்

Company	VWA Prev. Close	VWA Days Close	Change (Rs.)	Change %	High	Low	No of Shares	Turnover (Rs.)	No of Trades
சமூக கம்பனி	பூ.வ.சா பூர்வ பூ.வ.சா முன்னைய முடிவு	பூ.வ.சா பூர்வ பூ.வ.சா நாளாந்த முடிவு	வெள்ள அசைவு	வெள்ள அசைவு %	உயர்வு	தாழ்வு	கொடுக்க சம்பந்த பங்குகள்	பெரிவட்டி புள்ளி	தொகுப்பு சம்பந்த வியாபாரம்
BLUE DIAMONDS	0.30	0.40	0.10	33.33	0.40	0.30	4,210	1,274.10	8
UB FINANCE	0.60	0.70	0.10	16.67	0.70	0.60	14,098	9,606.00	9
DILMAH CEYLON	1012.00	1069.75	57.75	5.71	1070.00	1069.75	212	226,797.00	3
SINGER SRI LANKA	19.30	20.40	1.10	5.70	20.50	19.20	4,557,056	90,084,271.60	387
SINGHE HOSPITALS	2.50	2.60	0.10	4.00	2.60	2.30	88,001	222,502.90	17
COOP INSURANCE	2.70	2.80	0.10	3.70	2.80	2.70	735,627	1,986,827.50	34
SINGER FINANCE	17.40	18.00	0.60	3.45	18.10	17.40	453,018	8,144,016.60	98
DANKOTUWA PORCEL	20.70	21.40	0.70	3.38	21.50	20.60	8,205	176,207.80	12
RADIANT GEMS	89.20	92.20	3.00	3.36	93.00	89.70	690	63,629.20	57
HVA FOODS	3.10	3.20	0.10	3.23	3.20	3.10	32,116	101,158.50	10

**TOP 10 LOSERS**

மீடு கைன் பகலு கிச சமூகம் துற பூவூவக சமூகம் 10 / முதல் 10 மதிப்பிழந்த பிணையங்கள்

Company	VWA Prev. Close	VWA Days Close	Change (Rs.)	Change %	High	Low	No of Shares	Turnover (Rs.)	No of Trades
சமூக கம்பனி	பூ.வ.சா பூர்வ பூ.வ.சா முன்னைய முடிவு	பூ.வ.சா பூர்வ பூ.வ.சா நாளாந்த முடிவு	வெள்ள அசைவு	வெள்ள அசைவு %	உயர்வு	தாழ்வு	கொடுக்க சம்பந்த பங்குகள்	பெரிவட்டி புள்ளி	தொகுப்பு சம்பந்த வியாபாரம்
BLUE DIAMONDS [X]	0.30	0.20	(0.10)	(33.33)	0.20	0.20	4,699	939.80	3
KOTMALE HOLDINGS	410.00	368.00	(42.00)	(10.24)	370.50	360.00	500	184,046.25	11
MULLERS	1.10	1.00	(0.10)	(9.09)	1.10	1.00	4,199	4,309.00	4
TESS AGRO	1.10	1.00	(0.10)	(9.09)	1.10	1.00	118,717	118,878.60	12
ASIA CAPITAL	3.50	3.30	(0.20)	(5.71)	3.40	3.30	6,910	22,908.50	9
ROYAL PALMS	30.00	28.50	(1.50)	(5.00)	29.10	28.30	17,784	505,287.00	23
PICKME	51.00	48.60	(2.40)	(4.71)	51.00	48.50	486,993	23,904,138.10	444
UNION ASSURANCE	52.50	50.10	(2.40)	(4.57)	52.20	49.10	234,750	11,773,185.80	235
BROWNS BEACH	14.40	13.80	(0.60)	(4.17)	14.60	13.70	4,098	56,470.10	18
RESUS ENERGY	29.00	27.80	(1.20)	(4.14)	28.80	27.10	258,765	7,198,219.30	127

**INDICES COMPARISON FOR THE YEAR**

வர்த்த சமூக மீடு டிவிடென்ஸ் / வருடாந்த கட்டிகளின் ஒப்பீடு

	Today ஐடி இன்று	Previous Day பூர்வ தின முன்னர்	Year Open வசர் துர்த்த வருட ஆரம்பம்	Year Highest வசர்த்தி உயர்வு	Year Lowest வசர்த்தி தாழ்வு	Year Change % வசர்த்தி வெள்ள %
ASPI	12,719.03	12,795.96	10,654.16	12,863.65	10,274.39	19.38
S&P SL20	3,824.68	3,852.62	3,068.36	3,879.33	2,896.48	24.65

**RIGHTS ISSUES / හිමිකම් නිකුත් / உரிமை வழங்கல்**





COMPANY සමාගම கம்பனி	PROPORTION සමානුපාතය விகிதாசாரம்	EGM / PROV. ALLOTMENT විශේෂ මහා සභා රැස්වීම/ කොටස් බෙදා දීම விசேட பொதுக்கூட்டம்	XR DATE දිනය திகதி	RECORD DATE ලේඛන කිරීමේ දිනය உரிமைத் திகதி	DESPATCH OF PROV. LETTER OF ALLOTMENT කොටස් ලබාදීමේ ලිපිය නිකුත් කිරීම ஒதுக்கலுக்கான கடிதம் அனுப்புதல்	TRADING OF RIGHTS COMMENCES ON හිමිකම් නිකුත් වනුදෙනුවේ ආරම්භ වන දිනය பங்குஉரிமைகள் வர்த்தக ஆரம்பத்திகதி	RENUNCIATION ප්‍රතික්ෂේපය பொறுப்புளீத்தல்	LAST DATE OF ACCEPTANCE & PAYMENT පිළිගැනීම සහ ගෙවීම සඳහා අවසන් දිනය கொடுப்பனவு மற்றும் அனுமதிக்கப்படும் நுதித்திகதி.
Anilana Hotels and Properties PLC	07 for 05					To be notified		
(Issue Price Rs. 0.20/- per Voting Shares, The purpose of the issue are to be utilized to improve the financial position of the company and to strengthen the equity thereby, as a first step to rectify/reduce the Serious Loss of Capital of the company and to utilize the proceeds for the following: a) Refurbishments (LKR 150 Mn); b) Admin and Marketing and Promotional expenses (LKR 75 Mn); c) Settlement of short-term loans (LKR 103.76 Mn); d) Settlement of Statutory Dues (Rs. 30 Mn.)								
ACME Printing & Packaging PLC	02 for 01					To be notified		
Issue Price Rs. 2.50, the purpose of which the proceeds of the Rights Issue are to be utilized is to meet working capital requirements of the Company and settle intercompany liabilities.								

RIGHTS ISSUES ARE SUBJECT TO SHAREHOLDER APPROVAL AT A GENERAL MEETING / හිමිකම් නිකුත් වීම සඳහා රැස්වීමකදී කොටස් හිමියන් ලබාදෙන අනුමැතියට යටත් වේ / உரிமை வழங்கல்கள், பொதுக் கூட்டத்தில் பங்குதாரர்களின் அனுமதிக்கு அமைவானது ලබාදෙන කොටස් හිමියන්ගේ අනුමැතියට යටත් වේ / අනුමැතියට යටත් වේ / பொதுவான தீர்மானத்திற்கு அமைவானது.

	Announcements for the day දිනය සඳහා නිවේදනයන් குறித்த தினத்திற்கான அறிவித்தல்கள்		XC /XR/XD Falling Due on the next day එළඹෙන දිනයේදී ගෙවිය යුතු மறுதினம் உரிமை காலாவதியாகும் XC /XR/XD		<b>BOLD</b>		වෙනස්කිරීම 9	Amended
--	--	---	---	---	-------------	---	-----------------	---------

**DIVIDEND ANNOUNCEMENTS / ලාභංශ නිවේදන / பங்குலாப அறிவித்தல்கள்**

COMPANY සමාගම கம்பனி	DIVIDEND PER SHARE (RS.) කොටසකට ලාභංශ (රු.) பங்குகொன்றிற்கான பங்கிலாபம் (ரூபா)	FINAL / INTERIM අවසාන / අන්තර්කාලීන றுதி / டைக்கால	SHAREHOLDER'S MEETING කොටස් හිමියන්ගේ රැස්වීම பங்குதாரர் கூட்டம்	XD DATE දිනය திகதி	RECORD DATE * ලේඛන කිරීමේ දිනය உரிமைத் திகதி	DATE OF PAYMENT ගෙවීම සිදුකරන දිනය கொடுப்பனவுத் திகதி
Cargills Ceylon PLC	4.80 (Voting)	First Interim	N/A	25-10-2024	28-10-2024	14-11-2024
C T Holdings PLC	4.00 (Voting)	First Interim	N/A	28-10-2024	29-10-2024	18-11-2024
Union Chemicals Lanka PLC	27.00 (Voting)	First Interim	N/A	01-11-2024	04-11-2024	14-11-2024
Sathosa Motors PLC	5.00 (Voting)	First Interim	N/A	04-11-2024	05-11-2024	22-11-2024
Lion Brewery Ceylon PLC	17.30 (Voting)	First Interim	N/A	06-11-2024	07-11-2024	26-11-2024
Ceylon Cold Stores PLC	1.157 (Voting)	Second Interim	N/A	11-11-2024	12-11-2024	29-11-2024
Keells Food Products PLC	0.48 (Voting)	Interim	N/A	11-11-2024	12-11-2024	29-11-2024
Vidullanka PLC	0.20 (Voting) 0.20 (Non-Voting)	Second Interim	N/A	13-11-2024	14-11-2024	03-12-2024
Digital Mobility Solutions Lanka Limited	1.00 (Voting)	First Interim	N/A	14-11-2024	18-11-2024	04-12-2024
John Keells Holdings PLC	0.05 (Voting)	Interim	N/A	14-11-2024	18-11-2024	04-12-2024

	Announcements for the day දිනය සඳහා නිවේදනයන් குறித்த தினத்திற்கான அறிவித்தல்கள்		XC /XR/XD Falling Due on the next day එළඹෙන දිනයේදී ගෙවිය යුතු மறுதினம் உரிமை காலாவதியாகும் XC /XR/XD		<b>BOLD</b>		වෙනස්කිරීම	Amended
--	--	---	---	---	-------------	---	------------	---------

**SUB-DIVISION OF SHARES / කොටස්වල නැවත බෙදීම / பங்குப்பகிர்வு**

COMPANY සමාගම கம்பனி	EGM විශේෂ මහා සභා රැස්වීම விசேட பொதுக்கூட்டம்	SUB-DIVISION BASED ON SHAREHOLDINGS AS AT කොටස් හිමිකම් මත පදනම් වූ නැවත බෙදීම මේ වන විට	PERIOD OF DEALINGS SUSPENSION අනුදෙනු කාලසීමාව අත්හිටුවන කාල පරිච්ඡේදය	DATE OF COMMENCEMENT OF TRADING අනුදෙනු ආරම්භ කරන දිනය

		குறித்த தினத்தில் பங்குரிமை விகிதாசார அடிப்படையில் பங்குப்பகிர்வு	வர்த்தகம் இடைநிறுத்தப்படும் கால எல்லை	வர்த்தக ஆரம்பத் திகதி
John Keells Holdings PLC	N/A	28-10-2024	29-10-2024	06-11-2024
One (1) existing Ordinary Share will be sub-divided to Ten (10) Ordinary Shares. The Sub-division of Shares would take place based on the number of shares upon the listing of shares pursuant to the Rights Issue.				

**MANDATORY OFFERS / அநிலாரச் சர்ச்சகய ஓடிசன் கிரீம் / கட்டாய கொடை முனைவு**

OFFEROR சர்ச்சகய கர்னீனா கொடை முனைபவர்	OFFEREE சர்ச்சகய லென்னா கொடை முனைவுக்காரர்	DATE OF ANNOUNCEMENT நிலேடினய கர்னா லென டினய அறிவிக்கப்பட்ட திகதி	OFFER PERIOD ஓடிசன் கர்னா லென கால சரீலசேடிடி கொடை முனைவு தவணைக் காலம்	OFFER PRICE PER SHARE (Rs) கொடசகஓ ஓடிசன் கர்ன மீல (ரூ.) பங்கிர்கான கொடை (முனைவு விலை)(ரூபா.)
Iconic Trust (Pvt) Ltd	Sierra Cables PLC	23-10-2024	24-10-2024 to 13-11-2024	8.00

**SCRIP DIVIDENDS / கொடசகர் லாஹஓடி / பணம்சாரா பங்குலாபம்**

COMPANY சலாஓடி கம்பனி	PROPORTION சலாஹசகய விகிதாசாரம்	SHAREHOLDER'S MEETING கொடச கிரீசன்சே டிசலீஓ பங்குதாரர் கூட்டம்	XD DATE / டினய / திகதி	CONSIDERATION (RS.) டிசேக்ஹல லாஹடி (ரூ.) கருத்தில் கொள்ளப்படும் பெறுமதி (ரூபா)
Vidullanka PLC	01 Ordinary Voting Shares for every 11.81224850	N/A	To be Notified	Rs.1,028,266,929
	01 Ordinary Non- Voting Shares for every 7.44832599			Rs.85,434,501

**WATCH LIST/உலர் பிஊர்/வொர்ஊர் லிஊர்**

Company	Initial Date of Transfer to the Default Board	Date of transfer to the Watch List	Reason
City Housing and Real Estate Company PLC		10- Sep - 2018	In terms of Rule 7.5 (d) (1) (3) of the CSE Listing Rules (Enforcement Rules)- Qualified Opinion in the Independent Auditor’s Report on the Annual Report for the year ended 31 <sup>st</sup> March 2018.
		16-Sep-19	In terms of Rule 7.5 (d) (1) (3) of the CSE Listing Rules (Enforcement Rules) – Modified Opinion in the Independent Auditor’s Report on the Annual Report for the year ended 31 <sup>st</sup> March 2019.
		22-Nov- 19	Non-Submission of Interim Financial Statements as at 30 <sup>th</sup> September 2019
		24-Feb-20	Non-Submission of Interim Financial Statements as at 31 <sup>st</sup> December 19.
		10-Sep-20	Non Submission of Interim Financial Statements for the quarter ended 31 <sup>st</sup> March 2020
		22-Sep-20	Non-Submission of Interim Financial Statements for the quarter ended 30 <sup>th</sup> June 2020
		24-Nov-20	Non-submission of Interim Financial Statements 30 <sup>th</sup> September 2020
		30-Dec-20	Non submission of Annual report for the year ended 31 <sup>st</sup> March 2020.
		22-Feb-21	Non-submission of Interim Financial Statements 31 <sup>st</sup> Decemeber 2020.
		07-July-21	Non submission of interim financial statements for the quarter ended 31 <sup>st</sup> March 2021
		23-Aug-21	Non-submission of Interim Financial Statements for the quarter ended 30 <sup>th</sup> June 2021
		07-Oct-21	Non-submission of Annual report for the year ended 31 <sup>st</sup> March 2021.
		23-Nov-2021	Non submission of interim Financial statements for the quarter ended 30 <sup>th</sup> September 2021
		23-Feb-2022	Non submission of interim financial statements for the quarter ended 31 <sup>st</sup> December 2021
		07-June -22	Non-Submission of Interim Financials as at 31-03-2022
		22-Aug -22	Non submission of interim Financial Statements for the quarter ended 30 <sup>th</sup> June 2022.
		07-Sep-2022	Non sub-submission of Annual Report for the year ended 31 <sup>st</sup> March 2022
		21-Nov-2022	Non-Submission of Interim Financials as at 30 <sup>th</sup> September 2022
		22-Feb-2023	Non-submission of Interim Financial Statements as at 31 <sup>st</sup> December 2022.
		07-June-2023	Non-Submission of Interim Financial Statements for the quarter ended 31 <sup>st</sup> March 2023
		22-Aug-2023	Non-Submission of Interim Financial Statements for the quarter ended 30 <sup>th</sup> June 2023
	07-Sep-2023	Non-Submission of Annual Report for the year ended 31 <sup>st</sup> March 2023	
	22-Nov-2023	Non-Submission of Interim Financial Statements for the quarter ended 30 <sup>th</sup> September 2023	
	22-Feb-2024	Non-Submission of Interim Financial Statements for the quarter ended 31 <sup>st</sup> December 2023.	
	10-June-2024	Non-Submission of Interim Financial Statement as at 31 <sup>st</sup> March 2024	
	23-Aug-2024	Non-Submission of Interim Financial Statements for the quarter ended 30 <sup>th</sup> June 2024.	
	09-Sep-2024	Non-Submission of Annual Report for the year ended 31 <sup>st</sup> March 2024	

Bimpuh Finance PLC	05-Apr-21	Emphasis of matter on going concern in the Independent Auditor's Report in the Audited Financial Statements for the year ended 31 <sup>st</sup> March 2020 – Rule 7.5.(d) (ii).
	15-Nov-21	Non-compliance with Corporate Governance requirements – Rule 7.10.7
	07-Sep-2022	Non sub-submission of Annual Report for the year ended 31 <sup>st</sup> March 2022
	28- Dec -2022	Disclaimer of opinion in the Independent Auditor's Report in the Audited Financial Statements for the year ended 31 <sup>st</sup> March 2021 – Rule 7.5.(d) (i)
	07-Sep-2023	Non-Submission of Annual Report for the year ended 31 <sup>st</sup> March 2023
	09-Sep-2024	Non-Submission of Annual Report for the year ended 31 <sup>st</sup> March 2024
Anilana Hotels and Properties PLC	03-Feb-21	Emphasis of matter on going concern in the Independent Auditor's Report in the Audited Financial Statements for the year ended 31 <sup>st</sup> March 2020 – Rule 7.5.(d) (ii).
	31-Jan-2022	Emphasis of matter on going concern in the Independent Auditor's Report in the Audited Financial Statements for the year ended 31 <sup>st</sup> March 2021 – Rule 7.5.(d) (ii)
	07-Jun-2023	Emphasis of matter on going concern in the Independent Auditor's Report in the Audited Financial Statements for the year ended 31 <sup>st</sup> March 2022 – Rule 7.5.(d) (ii)
	26-June-2023	Non-compliance with Corporate Governance requirements – Rule 7.10.7
	13-Feb-2024	Emphasis of matter on going concern in the Independent Auditor's Report in the Audited Financial Statements for the year ended 31 <sup>st</sup> March 2023 – Rule 7.5.(d) (ii)
	09-Sep-2024	Non-Submission of Annual Report for the year ended 31 <sup>st</sup> March 2024

Company	Initial Date of Transfer to the Default Board	Date of transfer to the Watch List	Reason
Kotagala Plantations PLC		29-Mar-21	The debentures KOTA-BD-31/08/21-C2459-7.5 , KOTA-BD-31/08/22-C2462-7.5 , KOTA-BD-31/08/23-C2460-7.5 , KOTA-BD-31/08/24-C2461-7.5 , KOTA-BD-31/08/25-C2463-7.5 and KOTA-BD-31/08/26-C2464-7.5 have been transferred to the Watch List in terms of 7.12 € of the CSE Listing Rules.
Serendib Engineering Group PLC		07-Sep-2021	Qualified Audit Opinion in the Independent Auditor's Report on the Annual Report for the year ended 31 <sup>st</sup> March 2021- Rule 7.5.(d) (ii)
		07-Sep-2022	Qualified Audit Opinion in the Independent Auditor's Report on the Annual Report for the year ended 31 <sup>st</sup> March 2022- Rule 7.5.(d) (ii)
		23-Aug-2023	Non-compliance with Corporate Governance requirements – Rule 7.10.7
		30-Jan-2024	Qualified Audit Opinion in the Independent Auditor's Report on the Annual Report for the year ended 31 <sup>st</sup> March 2023- Rule 7.5.(d) (ii)
		06-Sep-2024	Qualified Audit Opinion in the Independent Auditor's Report on the Annual Report for the year ended 31 <sup>st</sup> March 2024- Rule 7.5.(d) (ii)
Softlogic Holdings PLC		28-Nov-2023	Qualified Audit Opinion and Emphasis of matter on going concern in the Independent Auditor's Report in the Audited Financial Statements for the year ended 31 <sup>st</sup> March 2022- Rule 7.5.(d) (ii)
		25-April-2024	Qualified Audit Opinion and Emphasis of matter on going concern in the Independent Auditor's Report in the Audited Financial Statements for the year ended 31 <sup>st</sup> March 2023- Rule 7.5.(d) (ii)
		09-Sep-2024	Non-Submission of Annual Report for the year ended 31 <sup>st</sup> March 2024

Ceylon Electricity Board		21-Feb-2023	Please note that the debentures of Ceylon Electricity Board has been transferred to the Watch List in terms of Rule 7.13(c) of the CSE Listing Rules.
Kelsey Developments PLC		07-Sep-2023	Non-submission of Annual Report for the Year ended 31st March 2023
		09-Sep-2024	Non-Submission of Annual Report for the year ended 31st March 2024
Millennium Housing Developers PLC		07-Dec-2023	Emphasis of matter on going concern in the Independent Auditor's Report in the Audited Financial Statements for the year ended 31st March 2023- Rule 7.5.(d) (ii)
		10-Sep-2024	Emphasis of matter on going concern in the Independent Auditor's Report in the Audited Financial Statements for the year ended 31st March 2024- Rule 7.5.(d) (ii)
Singer Finance PLC		15-Dec-2023	The Subordinated Listed Rated Unsecured Debentures of 2,000 Mn issued on 25th June 2021 of the Company have been transferred to Watch List in terms of Rule 7.12.2 (c) of the CSE Listing Rules with effect from 15th December 2023. The codes of the said Debentures are SFIN-BD-25/06/26-C2476-9.25 and SFIN-BD-25/06/26-C2477.
Nation Lanka Finance PLC		19-April-2024	Qualified Audit Opinion and Emphasis of matter on going concern in the Independent Auditor's Report in the Annual Report for the year ended 31st March 2023- Rule 7.5.(d) (ii)
		09-Sep-2024	Non-Submission of Annual Report for the year ended 31st March 2024
Colombo Dockyard PLC		10-June-2024	Emphasis of matter on going concern in the Independent Auditor's Report in the Annual Report for the year ended 31st December 2023- Rule 7.5.(d) (ii)
Browns Beach Hotels PLC		02-Jul-2018	Non-Compliance with minimum public holding requirement in term of Rule 7.13.1. of the CSE Listing Rules.
		01 Aug 2024	Emphasis of matter on going concern in the Independent Auditor's Report in the Annual Report for the year ended 31st March 2024 - Rule 7.5.(d) (ii)

Company	Initial Date of Transfer to the Default Board	Date of transfer to the Watch List	Reason
Blue Diamonds Jewellery Worldwide PLC		09 Sep 2024	Non-Submission of Annual Report for the year ended 31st March 2024.
Hunas Holdings PLC		16-Feb-21	Non-Compliance with minimum public holding requirement in term of Rule 7.131. of the CSE Listing Rules.
		09 Sep 2024	Non-Submission of Annual Report for the year ended 31st March 2024
Odel PLC		02-Jul-2018	Non-Compliance with minimum public holding requirement in term of Rule 7.13.1. of the CSE Listing Rules.
		09 Sep 2024	Non-Submission of Annual Report for the year ended 31st March 2024
Softlogic Capital PLC		09 Sep 2024	Non-Submission of Annual Report for the year ended 31st March 2024
Standard Capital PLC		09 Sep 2024	Non-Submission of Annual Report for the year ended 31st March 2024
Asiri Hospital Holdings PLC		13-09-2024	Qualified Audit Opinion in the Independent Auditor's Report in the Annual Report for the year ended 31st March 2024- Rule 7.5.(d) (ii)
Asiri Surgical Hospital PLC		13-09-2024	Qualified Audit Opinion in the Independent Auditor's Report in the Annual Report for the year ended 31st March 2024- Rule 7.5.(d) (ii)
Acme Printing and Packaging PLC		19-09-2024	Emphasis of matter on going concern in the Independent Auditor's Report in the Audited Financial Statements for the year ended 31st March 2024- Rule 7.5.(d) (ii)



Exterminators PLC		19-09-2024	Qualified Audit Opinion in the Independent Auditor's Report in the Annual Report for the year ended 31st March 2024- Rule 7.5.(d) (ii)
Asia Capital PLC		15-10-2024	Qualified Audit Opinion in the Independent Auditor's Report in the Annual Report for the year ended 31st March 2024- Rule 7.5.(d) (ii)

**SECOND BOARD / දෙවැනි පුවරුව/இரண்டாம் தரப்பட்டியல்திரை**

Company	Initial Date of Transfer to the List	Date of transfer to the Second Board	Reason
Distilleries Company of Sri Lanka PLC	2-Jul-18	15-Nov-19	Non-Compliance with minimum public holding requirement in term of Rule 7.13.1. of the CSE Listing Rules.
Kotmale Holdings PLC	2-Jul-18	15-Nov-19	Non-Compliance with minimum public holding requirement in term of Rule 7.13.1. of the CSE Listing Rules.
Madulsima Plantations PLC	2-Jul-18	15-Nov-19	Non-Compliance with minimum public holding requirement in term of Rule 7.13.1. of the CSE Listing Rules.
AMW Capital Leasing and Finance PLC	2-Jul-18	15-Nov-19	Non-Compliance with minimum public holding requirement in term of Rule 7.13.1. of the CSE Listing Rules.
Aitken Spence Plantation Managements PLC	8-Aug-18	15-Nov-19	Non-Compliance with minimum public holding requirement in term of Rule 7.13.1. of the CSE Listing Rules.
Mercantile Investments and Finance PLC	8-Aug-18	15-Nov-19	Non-Compliance with minimum public holding requirement in term of Rule 7.13.1. of the CSE Listing Rules.
Abans Finance PLC	2-Jul-18	15-Nov-19	Non-Compliance with minimum public holding requirement in term of Rule 7.14.1. of the CSE Listing Rules.
Dialog Finance PLC		10-Feb-20	Non-Compliance with minimum public holding requirement in term of Rule 7.13.1. of the CSE Listing Rules
Singer Sri Lanka PLC		10-Feb-20	Non-Compliance with minimum public holding requirement in term of Rule 7.13.1. of the CSE Listing Rules.
Orient Finance PLC		12-Mar-21	Non-Compliance with minimum public holding requirement in term of Rule 7.13.1. of the CSE Listing Rules
Trans Asia Hotels PLC		27-Aug-21	"Non-Compliance with minimum public holding requirement in term of Rule 7.13.1. of the CSE Listing Rules"
Sri Lanka Telecom PLC		29-Oct-21	Non-Compliance with minimum public holding requirement in term of Rule 7.13.1. of the CSE Listing Rules
JAT Holdings PLC		22-Sep-22	Non-Compliance with minimum public holding requirement in term of Rule 7.14.1. of the CSE Listing Rules.
Eden Hotel Lanka PLC		08-Nov-22	Non-Compliance with minimum public holding requirement in terms of Rule 7.14.1. of the CSE Listing Rules.
LOLC Finance PLC		08-Nov-22	Non-Compliance with minimum public holding requirement in terms of Rule 7.14.1. of the CSE Listing Rules.
On'ally Holdings PLC		08-July-21	Non-Compliance with minimum public holding requirement in term of Rule 7.13.1. of the CSE Listing Rules.
Hapugastenne Plantations PLC		08-Aug-23	Non-Compliance with minimum public holding requirement in term of Rule 7.14.1. of the CSE Listing Rules"
Udapussellawa Plantations PLC		08-Aug-23	Non-Compliance with minimum public holding requirement in term of Rule 7.14.1. of the CSE Listing Rules"
Paragon Ceylon PLC	2-Jul-18	15-Nov-19	Non-Compliance with minimum public holding requirement in term of Rule 7.13.1. of the CSE Listing Rules
Office Equipment PLC	2-Jul-18	15-Nov-19	Non-Compliance with minimum public holding requirement in term of Rule 7.13.1. of the CSE Listing Rules
Ceylon Printers PLC	2-Jul-18	15-Nov-19	Non-Compliance with minimum public holding requirement in term of Rule 7.13.1. of the CSE Listing Rules
The Kandy Hotels Company (1938) PLC		29-Feb-24	Non-Compliance with minimum public holding requirement in term of Rule 7.13.1. of the CSE Listing Rules.
Palm Garden Hotels PLC		11-June-24	Non-Compliance with minimum public holding requirement in term of Rule 7.13.1. of the CSE Listing Rules.
Bogawantalawa Tea Estates PLC		07-Aug-2024	Non-Compliance with minimum public holding requirement in term of Rule 7.13.1. of the CSE Listing Rules.
Softlogic Finance PLC		27-Apr-2023	Non-Compliance with minimum public holding requirement in term of Rule 7.14.1. of the CSE Listing Rules

**TRADING SUSPENDED COMPANIES/வெළுவைசை ஏதுவெது கிரீம் ஈன்சிபிடிவா ஈதி கமாதை/ விபாயாரம் நிறுத்தி வைக்கப்பட்டுள்ள கம்பனிகள்**

<b>COMPANY</b> கமாதை கம்பனி	<b>EFFECTIVE DATE</b> வலுவூ தினசை செல்லுபடியாகு ம் திகதி	<b>REASON</b> ஈன்ஜூடு காரணம்
City Housing and Real Estate Company PLC	11-Mar-2019	Modified opinion in the Independent Auditor’s Report in the Audited Financial Statements for the year ended 31 <sup>st</sup> March 2018 – Rule 7.5 (d) (I)
	24-Feb-2020	Non-submission of Financial Statements for the quarter ended 30 <sup>th</sup> September 2019 – Rule 7.4
	17-Mar-2020	Modified opinion in the Independent Auditor’s Report in the Audited Financial Statements for the year ended 31 <sup>st</sup> March 2019 –Rule 7.5 (d) (I)
	08-Jul-2020	Non-submission of Financial Statements for the quarter ended 31 <sup>st</sup> December 2019 – Rule 7.4
	11-Dec-2020	Non-submission of Financial Statements for the quarter ended 31 <sup>st</sup> March 2020 – Rule 7.4
	23-Dec-2020	Non-submission of Financial Statements for the quarter ended 30 <sup>th</sup> June 2020 – Rule 7.4
	25-Feb-2021	Non-submission of Financial Statements for the quarter ended 30 <sup>th</sup> September 2020 – Rule 7.4
	31-Mar-2021	Non-submission of Annual Report for the year ended 31 <sup>st</sup> March 2020 – Rule 7.5.(e).
	24-May-2021	Non-submission of Financial Statements for the quarter ended 31 <sup>st</sup> December 2020 – Rule 7.4
	08-Oct-2021	Non-submission of Financial Statements for the quarter ended 31 <sup>st</sup> March 2021– Rule 7.4
	24-Nov-2021	Non-submission of Financial Statements for the quarter ended 30 <sup>th</sup> June 2021– Rule 7.4
	10-Jan-2022	Non-submission of Annual Report for the year ended 31 <sup>st</sup> March 2021 – Rule 7.5.(e)
	24-Feb-2022	Non-submission of Interim Financial Statements for the quarter ended 30 <sup>th</sup> Sep 2021 – Rule 7.4
	24-May-2022	Non-submission of Interim Financial Statements for the quarter ended 31 <sup>st</sup> December 2021– Rule 7.4
	08-Sep-2022	Non-submission of interim Financial Statements for the quarter ended 31 <sup>st</sup> March 2022 – Rule 7.4
	23-Nov-2022	Non-submission of Interim Financial Statements for the quarter ended 30 <sup>th</sup> June 2022 – Rule 7.4
	08-Dec-2022	Non-submission of Annual Report for the year ended 31 <sup>st</sup> March 2022 – Rule 7.5.(e)
	22-Feb-2023	Non-submission of interim Financial Statements for the quarter ended 30 <sup>th</sup> September 2022 – Rule 7.4
	23-May-2023	Non-submission of interim Financial Statements for the quarter ended 31 <sup>st</sup> December 2022 – Rule 7.4
	08-09-2023	Non-submission of interim Financial Statements for the quarter ended 31 <sup>st</sup> March 2023 – Rule 7.4
	23-Nov-2023	Non-submission of interim Financial Statements for the quarter ended 30 <sup>th</sup> June 2023 – Rule 7.4
08-Dec-2023	Non-submission of Annual Report for the year ended 31 <sup>st</sup> March 2023 – Rule 7.5.(e)	
26-Feb-2024	Non-Submission of Interim Financial Statements for the quarter ended 30 <sup>th</sup> September 2023 - Rule 7.4	
27-May-2024	Non-Submission of Interim Financial Statements for the quarter ended 31 <sup>st</sup> December 2023 - Rule 7.4	
11-Sep-2024	Non-Submission of Interim Financial Statements for the quarter ended 31 <sup>st</sup> March 2024 - Rule 7.4	
Bimputh Finance PLC	17-May-2022	Non-compliance with Corporate Governance requirements – Rule 7.10.7
	06-July-2022	Emphasis of matter on going concern in the Independent Auditor’s Report in the Audited Financial Statements for the year ended 31 <sup>st</sup> March 2020 – Rule 7.5.(d) (ii)

	08-Dec-2022	Non-submission of Annual Report for the year ended 31 <sup>st</sup> March 2022 – Rule 7.5.(e)
	04-Jul-2023	Disclaimer of opinion in the Independent Auditor’s Report on the Annual Report for the year ended 31 <sup>st</sup> March 2021 – Rule 7.5.(d) (i).
	08-Dec-2023	Non-submission of Annual Report for the year ended 31 <sup>st</sup> March 2023 – Rule 7.5.(e)
Anilana Hotels and Properties PLC	04-May-2022	Emphasis of matter on going concern in the Independent Auditor’s Report in the Audited Financial Statements for the year ended 31 <sup>st</sup> March 2020– Rule 7.5.(d) (ii)
	02-May-2023	Emphasis of matter on going concern in the Independent Auditor’s Report in the Audited Financial Statements for the year ended 31 <sup>st</sup> March 2021 – Rule 7.5.(d) (ii)
	27-Dec-2023	Non-compliance with Corporate Governance requirements – Rule 9.17
	09-Sep-2024	Emphasis of matter on going concern in the Independent Auditor’s Report in the Audited Financial Statements for the year ended 31 <sup>st</sup> March 2022– Rule 7.5.(d) (ii)
Serendib Engineering Group PLC	08-Dec-2022	Qualified Audit Opinion in the Independent Auditor’s Report on the Annual Report for the year ended 31 <sup>st</sup> March 2021- Rule 7.5(d) (ii)
	08-Dec-2023	Qualified Audit Opinion in the Independent Auditor’s Report on the Annual Report for the year ended 31 <sup>st</sup> March 2022- Rule 7.5.(d) (ii)
	26-Feb-2024	Non-compliance with Corporate Governance requirements – Rule 9.17
Aitken Spence Plantation Managements PLC	30-May-2024	Based on the disclosure made by the company regarding De-listing the company from the official list of the Colombo Stock Exchange

**LISTED COMPANIES – NOTICE OF ANNUAL GENERAL MEETINGS (AGM) /** **ලැයිස්තුගත සමාගම් - වාර්ෂික මහා සභා රැස්වීම් පිළිබඳ නිවේදනය/** **பட்டியல் படுத்தப்பட்ட கம்பனிகள் - ஆண்டுப் பொதுக்கூட்ட அறிவித்தல்**

COMPANY/සමාගම/கம்பனி	DATE/දිනය/திகதி	TIME/වේලාව/நேரம்	VENUE/ස්ථානය /இடம்
Hatton National Bank PLC	27-03-2025	10.00 a.m.	Auditorium, Level 22, HNB Towers, No 479 T B Jayah Mawatha, Colombo 10.
Pan Asia Banking Corporation PLC	28-03-2025	09.30 a.m.	To be notified
DFCC Bank PLC	28-03-2025	10.00 a.m.	To be notified
HNB Assurance PLC	28-03-2025	10.00 a.m.	Auditorium, Level 22, HNB Towers, No. 479, T B Jayah Mawatha, Colombo 10
Commercial Bank of Ceylon PLC	28-03-2025	02.30 p.m.	To be notified

**LISTED COMPANIES – NOTICE OF EXTRAORDINARY GENERAL MEETINGS (EGM) /** **ලැයිස්තුගත සමාගම් - විශේෂ මහා සභා රැස්වීම් පිළිබඳ නිවේදනය** **பட்டியல் படுத்தப்பட்ட கம்பனிகள் - விசேட பொதுக்கூட்ட அறிவித்தல்கள்** **உடம**

COMPANY/සමාගම/கம்பனி	DATE/දිනය/திகதி	TIME/වේලාව/நேரம்	VENUE/ස්ථානය /இடம்
Lion Brewery Ceylon PLC	20-11-2024	10.00 a.m	8th Floor of No.65C, Dharmapala Mawatha, Colombo 7
Serendib Land PLC	29-11-2024	03.00 p.m.	Virtual Meeting via Zoom at HQ Colombo (Level 4), No. 464A, T.B. Jayah Mawatha, Colombo 10
Maharaja Foods PLC	29-11-2024	03.00 p.m.	Virtual Meeting

**INTERIM FINANCIAL STATEMENTS FOR THE PERIOD ENDED 30-09-2024 /30-09-2024** දිනෙන් අවසන් වූ කාලය

සඳහා අතුරු මුදල භුක්ත 30-09-2024 இல் முடிவடையும் 3 மாத காலத்திற்கான இடைக்கால நிதிக்கூற்றுக்கள் (கணக்காய்வுக்கு உட்படுத்தப்படாத)

COMPANY/සමාගම/கம்பனி	COMPANY/සමාගම/கம்பனி	COMPANY/සමාගම/கம்பனி
Cargills (Ceylon) PLC	Kotmale Holdings PLC	CT Holdings PLC
Digital Mobility Solutions Lanka Limited	Radiant Gems International PLC	Panasian Power PLC
John Keells Holdings PLC	Kelani Valley Plantations PLC	Resus Energy PLC

**CORPORATE DISCLOSURES/සමාගම්ක අනාවරණයන්/கூட்டாண்மையின் வெளிப்படுத்தல்கள்**

COMPANY සමාගම கம்பனி	SUBJECT විෂය* விடயம்	DATE දිනය திகதி
Bank of Ceylon	Appointment of Chairperson	05-11-2024
Asia Asset Finance PLC	Resignation of Company Secretary Ms.Gonaduwa Appointment of new Company Secretary will be notified upon the central bank approval in due course.	05-11-2024
Serendib Land PLC	Extraordinary General Meeting (Initial)	05-11-2024
Serendib Land PLC	Circular to Shareholders	05-11-2024
Maharaja Foods PLC	Annual General Meeting – Initial	06-11-2024
Maharaja Foods PLC	Circular to Shareholders	06-11-2024
Asia Capital PLC	Circular to Shareholders	06-11-2024
Exterminators PLC	Independent Auditor's Reports Containing Modified Audit Opinion	06-11-2024

**CHANGE OF DIRECTORATES /අධ්‍යක්ෂක මණ්ඩල වෙනස්වීම්/இயக்குநர் சபை மாற்றங்கள்**

**APPOINTMENTS/පත් කිරීම්/நியமனங்கள்**

NAME OF DIRECTOR අධ්‍යක්ෂකයන්ගේ නම இயக்குநர் பெயர்	DESIGNATION කනතුර பதவி	COMPANY සමාගම கம்பனி	EFFECTIVE DATE වලංගු දිනය செல்லுபடியாகும் திகதி
Mr. Kavinda de Zoysa	Independent, Non Executive Director	Bank of Ceylon	04-11-2024
Keerawella Patabandige Padmal Mahesh Amarasiri	Non Executive Non Independent	Resus Energy PLC	05-11-2024

**RESIGNATIONS /ඉල්ලා අස්වීම්/இராஜினாமாக்கள்**

NAME OF DIRECTOR අධ්‍යක්ෂකයන්ගේ නම இயக்குநர் பெயர்	DESIGNATION කනතුර பதவி	COMPANY සමාගම கம்பனி	EFFECTIVE DATE වලංගු දිනය செல்லுபடியாகும் திகதி
Mr.Junaya Takami	Independent Non-Executive Director	United Motors Lanka PLC	04-11-2024
Mr. Upali Gotabhaya Madanayake	Non Executive Non Independent	Resus Energy PLC	05-11-2024

**CHANGES TO COMPANY REGISTRARS/සමාගම් රෙජිස්ට්‍රාර්වරුන්ගේ වෙනස්වීම්/கம்பனி பதிவாளர் மாற்றங்கள்**

COMPANY සමාගම கம்பனி	CHANGE OF COMPANY REGISTRARS සමාගමේ රෙජිස්ට්‍රාර්වරුන්ගේ වෙනස්වීම් கம்பனி பதிவாளர்களின் மாற்றங்கள்	EFFECTIVE DATE ක්‍රියාත්මක වීම ආරම්භ වන දිනය நடைமுறைப்படுத்தும் திகதி
Blue Diamonds Jewellery Worldwide PLC	M/s Kalrupco Management Services (Private) Limited	05-11-2024

**CHANGES TO COMPANY SECRETARIES /සමාගම් ලේකම්වරුන් වෙනස්වීම්/கம்பனி செயலாளர் மாற்றங்கள்**

COMPANY සමාගම கம்பனி	CHANGE OF COMPANY SECRETARIES සමාගමේ ලේකම්වරුන්ගේ වෙනස්වීම් கம்பனி செயலாளர் மாற்றங்கள்	EFFECTIVE DATE ක්‍රියාත්මක වීම ආරම්භ වන දිනය நடைமுறைப்படுத்தும் திகதி
Blue Diamonds Jewellery Worldwide PLC	M/s Kalrupco Management Services (Private) Limited	05-11-2024

Share Prices and Trends 06-11-2024

கொட்கு துல து துலதத / துங்கு துலலகங் துற்து து துலக்துகங்

MAIN BOARD					MAIN BOARD				
Security சுர்துதத துலலயங்கங்	Qty துலதத அளவு	Price துல திலல	(+)	(-)Trds தததத திலயததரத	Security சுர்துதத துலலயங்கங்	Qty துலதத அளவு	Price துல திலல	(+)	(-)Trds தததத திலயததரத
A.SPEN.HOT.HOLD.	200	60.00		2	ACL	1,910	93.10		2
A.SPEN.HOT.HOLD.	2,628	59.90		6	ACL	940	93.40		1
A.SPEN.HOT.HOLD.	12,554	59.80		15	ACL	6,059	93.50		7
A.SPEN.HOT.HOLD.	3,700	60.00		3	ACL	3,000	92.00		2
A.SPEN.HOT.HOLD.	100	59.80		1	ACL	302	93.50		2
A.SPEN.HOT.HOLD.	27,724	59.90		23	ACL	2,000	92.00		2
A.SPEN.HOT.HOLD.	1,171	59.80		9	ACL	77,556	92.00		11
A.SPEN.HOT.HOLD.	9,058	59.70		13	ACL	1,000	92.10		1
A.SPEN.HOT.HOLD.	1,200	59.90	0.10	2	ACL	17,500	92.00		4
ABANS	950	240.00		1	ACL	220	92.10		1
ACCESS ENG SL	2,000	26.10		2	ACL	16,780	92.00		5
ACCESS ENG SL	121,903	26.00		28	ACL	5,000	92.00		2
ACCESS ENG SL	36,560	25.90		4	ACL	133	92.10		2
ACCESS ENG SL	444,305	26.00		25	ACL	5,000	93.00		3
ACCESS ENG SL	190	26.10		1	ACL	340	92.10		2
ACCESS ENG SL	91,999	26.00		6	ACL	3,484	92.20		4
ACCESS ENG SL	650	26.10		2	ACL	5,000	92.50		3
ACCESS ENG SL	70,460	26.00		12	ACL	1,000	92.20		1
ACCESS ENG SL	50,000	26.10		11	ACL	6,650	92.50		6
ACCESS ENG SL	1,000	26.00		1	ACL	700	92.40		1
ACCESS ENG SL	300	26.10		1	ACL	150	92.30		1
ACCESS ENG SL	7,930	26.00		3	ACL	2,500	92.70		1
ACCESS ENG SL	356,661	26.00		39	ACL	9,058	92.50		2
ACCESS ENG SL	29,000	25.90		11	ACL	200	92.80		1
ACCESS ENG SL	64,734	26.00		10	ACL	1,193	92.90		2
ACCESS ENG SL	4,000	26.10		2	ACL	3,807	93.00		2
ACCESS ENG SL	12,266	26.00		2	ACL	1,500	92.80		1
ACCESS ENG SL	91,194	25.90		9	ACL	7,093	93.00		7
ACCESS ENG SL	2,000	26.00		1	ACL	250	93.50		3
ACCESS ENG SL	475,918	26.00		25	ACL	100	93.00		1
ACCESS ENG SL	1,900	26.10		1	ACL	501	93.40		2
ACCESS ENG SL	175,832	26.00		7	ACL	2,140	93.50		2
ACCESS ENG SL	36,804	26.10		12	ACL	800	93.60		1
ACCESS ENG SL	1,200	26.10		1	ACL	800	93.50		1
ACCESS ENG SL	153,210	26.10		18	ACL	803	93.60		4
ACCESS ENG SL	47,404	26.20		16	ACL	1,106	93.50		2
ACCESS ENG SL	2,596	26.20		1	ACL	650	93.60		1
ACCESS ENG SL	10,004	26.10		3	ACL	1,650	93.50		3
ACCESS ENG SL	11,420	26.10		4	ACL	16,060	93.60		8
ACCESS ENG SL	20,020	26.20		4	ACL	350	93.50		2
ACCESS ENG SL	2,150	26.10	0.10	3	ACL	100	93.30		2
ACL	2,000	93.50		4	ACL	100	93.50	0.10	1
ACL	100	93.10		1	ACL PLASTICS	247	451.50		3
ACL	2,000	93.00		1	ACL PLASTICS	450	451.00		3
ACL	1,800	92.50		3	ACL PLASTICS	206	450.50		2
ACL	202	93.00		1	ACL PLASTICS	1,586	450.00		10
ACL	3,800	92.10		4	ACL PLASTICS	105	450.25		2
ACL	2,620	92.00		2	ACL PLASTICS	160	450.50		1
ACL	193	92.10		1	ACL PLASTICS	1,500	450.50		1
ACL	31,989	92.50		9	ACL PLASTICS	437	450.00	1.25	3
ACL	2,000	92.20		2	AGALAWATTE	1,488	34.30		2
ACL	8,370	92.10		4	AGALAWATTE	4,988	34.50		1
ACL	96,771	92.00		25	AGALAWATTE	385	34.10		1
ACL	195	92.50		1	AGALAWATTE	4,000	34.30		2
ACL	300	92.90		1	AGALAWATTE	10,600	34.10		9
ACL	596	93.00		4	AGALAWATTE	500	34.40		1

**Share Prices and Trends 06-11-2024**

கொட்கத் தீலு து துல்துத / துங்கு துல்துதகள் துற்றுத து துத்குத்கள்

MAIN BOARD					MAIN BOARD				
Security சுர்துததீலு தீணையங்குள்	Qty தூதாது அளவு	Price தீலு தீலு	(+)	(-)Trds தததத தீயததத	Security சுர்துததீலு தீணையங்குள்	Qty தூதாது அளவு	Price தீலு தீலு	(+)	(-)Trds தததத தீயததத
AGALAWATTE	33,706	34.50			3 BALANGODA	415	58.80		6
AGALAWATTE	500	34.50			1 BALANGODA	1,516	58.90		6
AGALAWATTE	200	34.90			1 BUKIT DARAH	503	430.00		1
AGALAWATTE	791	35.00			3 C M HOLDINGS	100	90.10		4
AGALAWATTE	500	34.50			1 C M HOLDINGS	450	90.00		4
AGALAWATTE	500	34.40			1 C M HOLDINGS	800	90.90		1
AGALAWATTE	143	34.90	0.50		2 C M HOLDINGS	1,675	90.00	1.30	6
AHOT PROPERTIES	888	55.20			1 C T HOLDINGS	750	285.00 XD		7
AHOT PROPERTIES	850	55.10			3 CARGILLS	10,031	395.00 XD	1.50	4
AHOT PROPERTIES	1,001	55.00			2 CARGILLS BANK	1,000	8.00		1
AHOT PROPERTIES	253	54.20			3 CARGILLS BANK	5,000	8.10		6
AHOT PROPERTIES	23,506	55.00		0.90	8 CARGILLS BANK	50,000	8.00		9
AITKEN SPENCE	591	120.25			4 CARGILLS BANK	38,485	8.00		11
AITKEN SPENCE	409	120.00			5 CARGILLS BANK	325	8.10		2
AITKEN SPENCE	2,700	120.50			3 CARGILLS BANK	700	8.10		1
AITKEN SPENCE	205	121.00			2 CARGILLS BANK	50,005	8.00		4
AITKEN SPENCE	700	120.50			1 CARGILLS BANK	4,958	8.00		2
AITKEN SPENCE	216	120.75			2 CARGILLS BANK	500	8.00	0.10	1
AITKEN SPENCE	491	120.50			1 CARSONS	315	302.00		2
AITKEN SPENCE	271	121.00			1 CARSONS	191	300.25		2
ALLIANCE	3,300	114.75			9 CARSONS	494	300.00		1
ALLIANCE	846	114.50			1 CARSONS	500	300.25		2
ALLIANCE	243	114.50			4 CARSONS	738	300.00		2
ALLIANCE	701	114.25			4 CARSONS	1,000	305.00	3.00	1
AMANA BANK	10,251	23.00			8 CDB	100	231.75	0.25	1
AMANA BANK	1,000	23.30			1 CDB[X.0000]	3,024	135.00		12
AMANA BANK	150	23.20			1 CENTRAL FINANCE	100	123.00		1
AMANA BANK	573	23.40			4 CENTRAL FINANCE	246	122.75		6
AMANA BANK	3,000	23.20			2 CENTRAL FINANCE	795	122.50		3
AMANA BANK	2,287	23.20			1 CENTRAL FINANCE	110	123.50		2
AMANA BANK	8,713	23.00		0.30	2 CENTRAL FINANCE	152	122.75		2
ASIA ASSET	100	16.50			3 CENTRAL FINANCE	436	122.50		7
ASIA ASSET	250	16.30			1 CENTRAL FINANCE	315	122.25		2
ASIA ASSET	154,750	16.00			10 CENTRAL FINANCE	14,097	122.00		11
ASIA ASSET	100	16.40			1 CENTRAL FINANCE	10,100	123.00		4
ASIA ASSET	266	16.20			1 CENTRAL FINANCE	3,300	122.75		2
ASIA ASSET	209	16.10			2 CENTRAL FINANCE	6,950	123.00		23
ASIA ASSET	13,853	16.00			7 CENTRAL FINANCE	501	122.25		3
ASIA ASSET	500	16.00			1 CENTRAL FINANCE	3,999	122.00		4
ASIA ASSET	189	16.00			3 CENTRAL FINANCE	100	123.25		1
ASIA ASSET	5,393	16.10			4 CENTRAL FINANCE	373	122.25		5
ASIA ASSET	10,200	16.20			6 CENTRAL FINANCE	141	123.25		3
ASIA ASSET	1,137	16.30			3 CENTRAL FINANCE	2,000	123.00		1
ASIA ASSET	975	16.20			2 CENTRAL FINANCE	807	123.25	0.50	2
BAIRAHA FARMS	150	174.25			3 CENTRAL IND.	1,500	117.00		1
BAIRAHA FARMS	695	174.00			6 CENTRAL IND.	50,403	114.00		12
BAIRAHA FARMS	2,083	173.00			10 CENTRAL IND.	1,710	114.25		2
BAIRAHA FARMS	2,606	172.00			14 CENTRAL IND.	7,580	114.00		3
BAIRAHA FARMS	1,974	172.00			20 CENTRAL IND.	3,752	114.00		3
BAIRAHA FARMS	200	173.00		1.75	1 CENTRAL IND.	15,100	114.00		5
BALANGODA	2,960	57.20			4 CENTRAL IND.	125	114.25		2
BALANGODA	36,950	58.00			8 CENTRAL IND.	51,275	114.00		5
BALANGODA	2,220	57.50			3 CENTRAL IND.	200	114.25		2
BALANGODA	5,662	58.00			2 CENTRAL IND.	51,433	114.00		6
BALANGODA	1,100	58.40			2 CENTRAL IND.	750	115.25		4
BALANGODA	1,500	58.50			1 CENTRAL IND.	852	114.25		8

Share Prices and Trends 06-11-2024

கொடகி தீடு னா ப்ரவீணை / பங்கு விலைகள் மற்றும் போக்துகள்

MAIN BOARD					MAIN BOARD				
Security சூர்றுதீபத் பிணையங்கள்	Qty ப்ரமணை அளவு	Price தீடு விலை	(+)	(-)Trds தெடெ வியாபாரம்	Security சூர்றுதீபத் பிணையங்கள்	Qty ப்ரமணை அளவு	Price தீடு விலை	(+)	(-)Trds தெடெ வியாபாரம்
CENTRAL IND.	1,023	114.25			1 CHEVRON	295	126.00		1
CENTRAL IND.	10,999	114.00	0.25		5 CHEVRON	1,500	126.25		4
CEYLINCO HOLD[X.0000]	500	1,028.00			2 CHEVRON	11,950	126.00		7
CEYLINCO HOLD[X.0000]	3,929	1,027.00			CHEVRON	200	126.25		1
CEYLINCO HOLD[X.0000]	204	1,027.00		4.25	10 CHEVRON	13,561	126.00		2
CEYLON GUARDIAN	4,631	108.00			CHEVRON	4,000	125.25		9
CEYLON GUARDIAN	200	107.25			3 CHEVRON	22,584	126.00		9
CEYLON GUARDIAN	533	107.00			4 CHEVRON	5,000	125.50		4
CEYLON GUARDIAN	500	107.25			1 CHEVRON	1,000	125.25		1
CEYLON GUARDIAN	1,500	107.00			1 CHEVRON	2,101	125.00		3
CEYLON GUARDIAN	200	106.00			1 CHEVRON	500	125.50		1
CEYLON GUARDIAN	595	105.75			2 CHEVRON	1,198	126.00		2
CEYLON GUARDIAN	500	105.50			1 CHEVRON	488	126.50		3
CEYLON GUARDIAN	200	105.25			2 CHEVRON	5,697	126.50		9
CEYLON GUARDIAN	1,505	105.00		4.00	1 CIC	150	80.00		1
CEYLON INV.	1,506	58.50			1 CIC	100	80.10		1
CEYLON INV.	1,350	58.00			1 CIC	12,118	80.00		7
CEYLON INV.	100	56.10			1 CIC	10,000	80.20		3
CEYLON INV.	300	56.20			2 CIC	3,732	80.00		2
CEYLON INV.	2,700	56.10			2 CIC	970	79.70		2
CEYLON INV.	100	56.20			2 CIC	2,000	79.60		2
CEYLON INV.	1,000	56.10			5 CIC	765	79.70		1
CEYLON INV.	6,900	56.00			1 CIC	1,000	79.10		3
CEYLON INV.	200	56.70			1 CIC	1,952	79.10		7
CEYLON INV.	500	56.50			5 CIC	3,073	79.00		4
CEYLON INV.	100	56.40			1 CIC	250	78.80		1
CEYLON INV.	1,000	56.30			2 CIC	54,532	78.00		3
CEYLON INV.	10,000	56.90		1.60	1 CIC	1,308	79.20		6
CEYLON LAND	60,233	7.70			5 CIC	500	78.70		1
CEYLON LAND	476	7.60			1 CIC	2,000	78.60		1
CEYLON LAND	300	7.70			10 CIC	11,163	79.00		4
CEYLON LAND	100	7.80			2 CIC	10,400	78.70		9
CEYLON LAND	18,672	7.70			1 CIC	33,646	79.00		7
CEYLON LAND	11,000	7.80			1 CIC	250	78.60		1
CEYLON LAND	77,968	7.70			4 CIC	159,434	79.00	1.90	5
CEYLON LAND	5,000	7.80			5 CIC[X.0000]	5,000	60.00		2
CEYLON LAND	300	7.70			11 CIC[X.0000]	104	59.60		2
CEYLON LAND	6,799	7.60			4 CIC[X.0000]	204	59.30		3
CEYLON LAND	5,050	7.80			3 CIC[X.0000]	1,047	59.10		7
CEYLON LAND	100	7.70			2 CIC[X.0000]	173	59.00		7
CEYLON LAND	85,067	7.60		0.10	2 CIC[X.0000]	179	58.80		1
CEYLON TOBACCO	4,000	1,229.50			2 CIC[X.0000]	400	59.10		1
CEYLON TOBACCO	300	1,229.75			5 CIC[X.0000]	553	58.80		6
CEYLON TOBACCO	465	1,229.75		2.75	2 CIC[X.0000]	5,114	58.70		8
CHEMANEX	501	88.80			1 CIC[X.0000]	1,701	58.60		5
CHEMANEX	125	88.20			17 CIC[X.0000]	103	58.30		1
CHEMANEX	853	88.00		1.60	3 CIC[X.0000]	5,400	58.20		3
CHEVRON	660	126.00			3 CIC[X.0000]	9,890	58.00		2
CHEVRON	181	125.50			3 CIC[X.0000]	100	58.70		1
CHEVRON	200	125.25			4 CIC[X.0000]	325	58.10		2
CHEVRON	1,932	125.50			6 CIC[X.0000]	31,404	58.00		10
CHEVRON	20,418	126.00			1 CIC[X.0000]	1,017	58.20		3
CHEVRON	3,113	126.00			1 CIC[X.0000]	2,133	58.10		1
CHEVRON	310	126.25			6 CIC[X.0000]	5,000	58.60		1
					2 CIC[X.0000]	4,900	58.70		1
					1 CIC[X.0000]	4,939	58.80		3

Share Prices and Trends 06-11-2024

கொட்கு துல ஁புலுலு / பங்கு வுலுலு ஁புலுலு ஁புலுலு

MAIN BOARD					MAIN BOARD				
Security ஁புலுலுலு புலுலுலுலு	Qty புலுலுலு ஁புலு	Price துல வுலுலு	(+)	(-)Trds லுலுலு வுலுலுலுலு	Security ஁புலுலுலு புலுலுலுலு	Qty புலுலுலு ஁புலு	Price துல வுலுலு	(+)	(-)Trds லுலுலு வுலுலுலுலு
CIC[X.0000]	4,000	59.00			2 COMMERCIAL BANK	100	116.00		1
CIC[X.0000]	10,676	59.00		0.90	1 COMMERCIAL BANK	700	115.50		2
CITRUS LEISURE	110	4.30			2 COMMERCIAL BANK	100	116.00		1
CITRUS LEISURE	134,645	4.40		12	COMMERCIAL BANK	1,529	115.50		8
CITRUS LEISURE	10,060	4.40		4	COMMERCIAL BANK	6,223	115.50		13
CITRUS LEISURE	5,010	4.30		4	COMMERCIAL BANK	175	115.25		1
CITRUS LEISURE	5,437	4.30		5	COMMERCIAL BANK	251	115.50		2
CITRUS LEISURE	2,000	4.40		1	COMMERCIAL BANK	102	115.25		1
CITRUS LEISURE	1,715	4.40		3	COMMERCIAL BANK	3,374	115.50		5
CITRUS LEISURE	18,500	4.30		5	COMMERCIAL BANK	5,014	115.25		6
COLD STORES	177	64.00		7	COMMERCIAL BANK	500	115.50		1
COLD STORES	130	63.80		2	COMMERCIAL BANK	1,000	115.25		1
COLD STORES	10,950	63.90		5	COMMERCIAL BANK	462	115.50		3
COLD STORES	806	63.60		2	COMMERCIAL BANK	2,969	115.25		8
COLD STORES	400	63.90		1	COMMERCIAL BANK	197,331	115.00		28
COLD STORES	780	63.60		3	COMMERCIAL BANK	35,492	115.00		19
COLD STORES	5,100	63.80		3	COMMERCIAL BANK	5,000	115.25		1
COLD STORES	9,652	63.70		1	COMMERCIAL BANK	6,500	115.00		1
COLD STORES	350	63.80		1	COMMERCIAL BANK	20,983	115.25		11
COLD STORES	848	63.70		1	COMMERCIAL BANK	12,929	115.00		9
COLD STORES	2,115	63.70		2	COMMERCIAL BANK	25,282	115.50		5
COLD STORES	7,750	63.80		2	COMMERCIAL BANK	750	115.00		1
COLD STORES	9,300	63.70		1	COMMERCIAL BANK	2,808	115.00		4
COLD STORES	990	63.90		3	COMMERCIAL BANK	1,000	115.25		2
COLD STORES	4,057	63.70		7	COMMERCIAL BANK	1,074	115.25		2
COLD STORES	320	63.70		1	COMMERCIAL BANK	4,933	115.25		7
COLD STORES	199	63.80		2	COMMERCIAL BANK	6,954	115.25		4
COLD STORES	24,175	63.90		8	COMMERCIAL BANK	200	115.50		1
COLD STORES	115	63.90		2	COMMERCIAL BANK	6,440	115.25		4
COLD STORES	6,299	64.00		9	COMMERCIAL BANK	7,700	115.50		3
COLD STORES	100	63.90		1	COMMERCIAL BANK	3,000	115.25		1
COLD STORES	1,220	63.90		4	COMMERCIAL BANK	6,302	115.75		8
COLD STORES	20,907	63.80		4	COMMERCIAL BANK	20,306	116.00		14
COLD STORES	1,500	63.70		2	COMMERCIAL BANK	1,024	115.25		4
COLD STORES	23,895	63.60		8	COMMERCIAL BANK	200,000	116.00		1
COLD STORES	3,688	63.50		2	COMMERCIAL BANK	150	115.50		2
COLD STORES	400	63.70		3	COMMERCIAL BANK	2,000	115.25		6
COLD STORES	200	63.70		1	COMMERCIAL BANK	510	115.75		2
COLD STORES	11,899	64.00		2	COMMERCIAL BANK	1,442	115.25		3
COLD STORES	300	64.10		1	COMMERCIAL BANK	3,693	115.00		8
COLD STORES	100	64.40		1	COMMERCIAL BANK	10,500	115.25		1
COLD STORES	4,500	64.50	0.60	3	COMMERCIAL BANK	215	115.50		1
COLOMBO CITY	100	47.90		2	COMMERCIAL BANK	250	115.00		2
COLOMBO CITY	350	49.80	0.30	3	COMMERCIAL BANK	1,500	115.50		1
COLOMBO LAND	600	18.20		2	COMMERCIAL BANK	1,505	115.00		1
COLOMBO LAND	4,000	18.10		2	COMMERCIAL BANK	500	115.25		1
COMMERCIAL BANK	1,042	116.75		10	COMMERCIAL BANK	542	115.00		2
COMMERCIAL BANK	983	116.75		2	COMMERCIAL BANK	18,280	115.50		6
COMMERCIAL BANK	12,160	117.00		16	COMMERCIAL BANK	1,500	115.00		5
COMMERCIAL BANK	2,340	116.50		11	COMMERCIAL BANK	775	115.50		2
COMMERCIAL BANK	125	116.25		4	COMMERCIAL BANK	1,000	115.25		2
COMMERCIAL BANK	1,800	116.25		2	COMMERCIAL BANK	2,000	115.00		1
COMMERCIAL BANK	4,800	116.00		13	COMMERCIAL BANK	4,247	115.50		3
COMMERCIAL BANK	5,969	116.00		8	COMMERCIAL BANK	975	115.00		1
COMMERCIAL BANK	1,000	115.75		1	COMMERCIAL BANK	400	115.75		2
COMMERCIAL BANK	6,640	115.75		14	COMMERCIAL BANK	7,000	115.00		1



Share Prices and Trends 06-11-2024

கொட்கு இல வு ப்ரவீணை / பங்கு விலைகள் மற்ரும போக்குகள்

MAIN BOARD					MAIN BOARD				
Security சூட்டிதெப்த் பிணையங்கள்	Qty புமூகை அளவு	Price தீல விலை	(+)	(-)Trds கைடெஜ வியாபாரம்	Security சூட்டிதெப்த் பிணையங்கள்	Qty புமூகை அளவு	Price தீல விலை	(+)	(-)Trds கைடெஜ வியாபாரம்
COMMERCIAL BANK	200	115.50			3 BANK[X.0000]				
COMMERCIAL BANK	800	115.25			3 COMMERCIAL	1,000	91.50		1
COMMERCIAL BANK	9,015	115.00			1 BANK[X.0000]				
COMMERCIAL BANK	32,187	115.75			15 COMMERCIAL	100	91.40		1
COMMERCIAL BANK	200	115.50			1 BANK[X.0000]				
COMMERCIAL BANK	172	115.75			1 COMMERCIAL	272	91.40		4
COMMERCIAL BANK	14,378	115.50			2 BANK[X.0000]				
COMMERCIAL BANK	8,010	116.00			7 COMMERCIAL	1,500	91.50	0.60	2
COMMERCIAL BANK	240	115.75			4 BANK[X.0000]				
COMMERCIAL BANK	18,765	116.00			2 DANKOTUWA	1,000	21.40		2
COMMERCIAL BANK	67,826	115.50			9 PORCEL				
COMMERCIAL BANK	41,535	115.75			25 DANKOTUWA	7,000	21.50		3
COMMERCIAL BANK	17,032	115.50			19 PORCEL				
COMMERCIAL BANK	200	115.25			7 DANKOTUWA	106	21.40	0.70	5
COMMERCIAL BANK	75,086	115.50	1.25		7 PORCEL				
COMMERCIAL BANK[X.0000]	42,950	91.00			1 DFCC BANK PLC	520	83.10		2
COMMERCIAL BANK[X.0000]	776	90.80			13 DFCC BANK PLC	385	82.10		4
COMMERCIAL BANK[X.0000]	5,098	90.70			6 DFCC BANK PLC	104	83.10		2
COMMERCIAL BANK[X.0000]	621	90.50			DFCC BANK PLC	965	82.10		4
COMMERCIAL BANK[X.0000]	125	90.60			5 DFCC BANK PLC	4,010	82.00		6
COMMERCIAL BANK[X.0000]	1,349	90.50			13 DFCC BANK PLC	500	82.10		2
COMMERCIAL BANK[X.0000]	1,500	90.60			DFCC BANK PLC	1,300	82.00		3
COMMERCIAL BANK[X.0000]	1,295	90.50			5 DFCC BANK PLC	425	82.10		2
COMMERCIAL BANK[X.0000]	253	90.60			DFCC BANK PLC	1,500	81.90		6
COMMERCIAL BANK[X.0000]	2,500	90.70			2 DFCC BANK PLC	210	82.10		3
COMMERCIAL BANK[X.0000]	999	90.50			DFCC BANK PLC	250	82.00		1
COMMERCIAL BANK[X.0000]	1,576	90.70			2 DFCC BANK PLC	1,250	81.90		8
COMMERCIAL BANK[X.0000]	400	90.90			5 DFCC BANK PLC	1,500	81.90		5
COMMERCIAL BANK[X.0000]	5,238	91.00			DFCC BANK PLC	1,000	82.00		1
COMMERCIAL BANK[X.0000]	44,352	91.00			4 DFCC BANK PLC	5,592	81.90		9
COMMERCIAL BANK[X.0000]	760	91.10			DFCC BANK PLC	2,000	81.80		3
COMMERCIAL BANK[X.0000]	42,608	91.00			2 DFCC BANK PLC	2,000	81.50		6
COMMERCIAL BANK[X.0000]	1,100	91.20			DFCC BANK PLC	263	81.50		1
COMMERCIAL BANK[X.0000]	10,000	91.00			2 DFCC BANK PLC	1,422	81.10		5
COMMERCIAL BANK[X.0000]	4,800	91.20			6 DFCC BANK PLC	5,428	81.00		4
COMMERCIAL BANK[X.0000]	100	91.00			DFCC BANK PLC	1,000	81.10		2
COMMERCIAL BANK[X.0000]	26,100	91.20			9 DFCC BANK PLC	200	81.50		1
COMMERCIAL BANK[X.0000]	13,550	91.30			DFCC BANK PLC	2,208	81.10		8
COMMERCIAL BANK[X.0000]	650	91.40			2 DFCC BANK PLC	261	81.00		1
					10 DFCC BANK PLC	200	81.60		1
					DFCC BANK PLC	202	81.70		4
					9 DFCC BANK PLC	200	81.60		1
					DFCC BANK PLC	1,800	81.50		1
					8 DFCC BANK PLC	150	81.70		2
					DFCC BANK PLC	300	81.50		2
					16 DFCC BANK PLC	1,100	81.40		2
					1 DFCC BANK PLC	7,834	81.50		3
					DFCC BANK PLC	250	81.50		1
					2 DFCC BANK PLC	500	81.70		2
					DFCC BANK PLC	739	81.50		4
					5 DFCC BANK PLC	191	81.40		3
					DFCC BANK PLC	261	81.50		2
					1 DFCC BANK PLC	400	81.90		2
					8 DFCC BANK PLC	219	82.00		1
					DFCC BANK PLC	205	82.20		2
					3 DFCC BANK PLC	132	82.80	1.10	2
					DIALOG	10,367	10.60		12
					5 DIALOG	100	10.50		1

**Share Prices and Trends 06-11-2024**

கொட்கு துல து துலதத / துதகு துதலகன துததும் துதகுதகன

MAIN BOARD					MAIN BOARD				
Security சுருதுதலு தடுணயங்கன	Qty தடுதடுத அளவு	Price தடு தடு	(+)	(-)Trds தடுதடு தடுதடு	Security சுருதுதலு தடுணயங்கன	Qty தடுதடுத அளவு	Price தடு தடு	(+)	(-)Trds தடுதடு தடுதடு
DIALOG	100	10.60			1 DIPPED PRODUCTS	2,025	38.40		2
DIALOG	5,000	10.50			2 DIPPED PRODUCTS	55,504	38.50		12
DIALOG	1,547	10.60			9 DIPPED PRODUCTS	6,000	38.60		3
DIALOG	352,409	10.50			54 DIPPED PRODUCTS	925,000	39.00		1
DIALOG	19,045	10.40			6 DIPPED PRODUCTS	1,637	38.70		2
DIALOG	173,339	10.40			12 DIPPED PRODUCTS	430	38.80		4
DIALOG	39,844	10.50			5 DIPPED PRODUCTS	6,000	38.90		2
DIALOG	3,990	10.40			3 DIPPED PRODUCTS	124,326	39.00		13
DIALOG	5,005	10.50			2 DIPPED PRODUCTS	5,000	39.10		1
DIALOG	5,000	10.40			1 DIPPED PRODUCTS	8,450	39.30		7
DIALOG	235,090	10.50			23 DIPPED PRODUCTS	400	39.10		1
DIALOG	500	10.40			1 DIPPED PRODUCTS	18,607	39.00		2
DIALOG	1,000	10.50			3 DIPPED PRODUCTS	100	38.60		1
DIALOG	10,200	10.40			2 DIPPED PRODUCTS	39,749	38.50		5
DIALOG	51,001	10.50			3 DIPPED PRODUCTS	1,000	38.40		2
DIALOG	129	10.40			1 DIPPED PRODUCTS	100,500	38.50		9
DIALOG	1,280	10.50			5 DIPPED PRODUCTS	375	38.60		1
DIALOG	5,000	10.40			1 DIPPED PRODUCTS	100	38.80		1
DIALOG	100	10.50			1 DIPPED PRODUCTS	3,038	38.90		2
DIALOG	4,000	10.40			1 DIPPED PRODUCTS	4,625	38.60		1
DIALOG	55,890	10.50			6 DIPPED PRODUCTS	5,382	38.50		2
DIALOG	10,500	10.40			2 DIPPED PRODUCTS	58,218	38.60		5
DIALOG	11,000	10.50			2 DIPPED PRODUCTS	728	38.50		1
DIALOG	3,220	10.40			3 DIPPED PRODUCTS	2,236	38.60		1
DIALOG	19,520	10.40			2 DIPPED PRODUCTS	225	38.70		3
DIALOG	200	10.50			1 DIPPED PRODUCTS	45,706	39.00		10
DIALOG	16,200	10.40			11 DIPPED PRODUCTS	200	39.10		1
DIALOG	58,497	10.50			13 DIPPED PRODUCTS	2,000	39.00		1
DIALOG	300	10.40			1 DIPPED PRODUCTS	5,000	39.10	0.10	3
DIALOG	256,517	10.50			19 DOLPHIN HOTELS	550	35.60		3
DIALOG	7,000	10.60			5 DOLPHIN HOTELS	2,620	36.00		1
DIALOG	1,001	10.50	0.10		2 DOLPHIN HOTELS	100	35.70		1
DIMO	400	600.75			3 DOLPHIN HOTELS	530	35.60		5
DIMO	1,000	606.00			2 DOLPHIN HOTELS	3,075	35.90		2
DIMO	1,500	601.00			1 DOLPHIN HOTELS	500	35.70		2
DIMO	655	600.75			1 DOLPHIN HOTELS	13,007	35.60		3
DIMO	1,945	600.00			2 DOLPHIN HOTELS	7,171	35.50		3
DIPPED PRODUCTS	125	38.80			1 DOLPHIN HOTELS	301	35.30		1
DIPPED PRODUCTS	500	38.40			3 DOLPHIN HOTELS	1,550	35.10		4
DIPPED PRODUCTS	220	38.80			1 DOLPHIN HOTELS	27,312	35.00		7
DIPPED PRODUCTS	2,653	38.30			5 DOLPHIN HOTELS	403	35.20		2
DIPPED PRODUCTS	2,500	38.40			1 DOLPHIN HOTELS	600	35.10	0.40	3
DIPPED PRODUCTS	33,268	38.50			12 E B CREAMY	100	23.90		1
DIPPED PRODUCTS	11,999	38.50			3 E B CREAMY	141	23.80		4
DIPPED PRODUCTS	4,200	38.70			5 E B CREAMY	245	23.70		3
DIPPED PRODUCTS	87,542	38.50			30 E B CREAMY	937	23.60		2
DIPPED PRODUCTS	20,050	38.40			10 EAST WEST	22,205	10.00		10
DIPPED PRODUCTS	1,500	38.50			2 EASTERN MERCHANT	13,390	6.60		8
DIPPED PRODUCTS	23,050	38.40			8 EASTERN MERCHANT	500	6.50		1
DIPPED PRODUCTS	500	38.50			1 EASTERN MERCHANT	2,400	6.60		2
DIPPED PRODUCTS	4,750	38.40			5 EX-PACK	100	13.90		1
DIPPED PRODUCTS	4,000	38.50			2 EX-PACK	1,400	13.80		1
DIPPED PRODUCTS	10,936	38.40			5 EX-PACK	37,546	13.90		2
DIPPED PRODUCTS	5,000	38.50			2 EX-PACK	59,000	13.80		13
DIPPED PRODUCTS	56,000	38.40			13 EX-PACK	150,954	13.90		2
DIPPED PRODUCTS	8,219	38.30			8 EX-PACK	1,500	14.00		3

**Share Prices and Trends 06-11-2024**

கொட்கு துலு து துலுதலு / துதலு துலுலகலு துதலு துலுலகலு

MAIN BOARD					MAIN BOARD				
Security சுருதலுதலு தலுலுயதலு	Qty தலுலுலு அலு	Price தலு தலுலு	(+)	(-)Trds தலுதலு தலுலுயதலு	Security சுருதலுதலு தலுலுயதலு	Qty தலுலுலு அலு	Price தலு தலுலு	(+)	(-)Trds தலுதலு தலுலுயதலு
EX-PACK	800	13.90			4 HAYLEYS	1,229	103.25		4
EX-PACK	20,055	13.80		0.20	2 HAYLEYS	21,019	103.00		18
FORT LAND	5,000	29.00			1 HAYLEYS	1,000	103.25		1
GALLE FACE CAP	5,000	32.00			3 HAYLEYS	10,000	103.00		2
GALLE FACE CAP	100	31.70			1 HAYLEYS	900	103.25		1
GALLE FACE CAP	1,410	31.70			4 HAYLEYS	473	103.00		1
GALLE FACE CAP	3,336	31.60			3 HAYLEYS	199	103.25		1
GALLE FACE CAP	1,586	31.50			2 HAYLEYS	249	103.50		2
GALLE FACE CAP	100	31.60			2 HAYLEYS	115	103.75		1
GALLE FACE CAP	9,494	31.50			3 HAYLEYS	586	103.00		3
GALLE FACE CAP	966	31.20			2 HAYLEYS	5,725	103.25		2
GALLE FACE CAP	322	31.10			2 HAYLEYS	15,494	104.00		5
GALLE FACE CAP	1,020	31.00			2 HAYLEYS	217	104.75		2
GALLE FACE CAP	1,021	31.70			3 HAYLEYS	476	104.25		2
GESTETNER	854	95.50		3.40	2 HAYLEYS	6,751	104.00		9
GRAIN ELEVATORS	150	180.00			1 HAYLEYS	210	103.50		2
GRAIN ELEVATORS	202	179.00			4 HAYLEYS	5,878	104.00		3
GRAIN ELEVATORS	606	178.50			5 HAYLEYS	100	103.50		1
GRAIN ELEVATORS	345	178.25			3 HAYLEYS	3,443	104.00		2
GRAIN ELEVATORS	2,230	178.00			6 HAYLEYS FABRIC	7,560	50.50		10
GRAIN ELEVATORS	135	177.50			2 HAYLEYS FABRIC	44,222	50.50		11
GRAIN ELEVATORS	220	177.00			2 HAYLEYS FABRIC	2,050	50.80		2
GRAIN ELEVATORS	250	176.75			1 HAYLEYS FABRIC	152,846	50.50		19
GRAIN ELEVATORS	1,095	176.00			2 HAYLEYS FABRIC	105,765	50.40		13
GRAIN ELEVATORS	1,000	176.75			1 HAYLEYS FABRIC	1,273	50.30		3
GRAIN ELEVATORS	250	177.00			1 HAYLEYS FABRIC	8,545	50.20		4
GRAIN ELEVATORS	3,500	177.00			7 HAYLEYS FABRIC	3,877	50.10		11
GRAIN ELEVATORS	1,240	176.50			8 HAYLEYS FABRIC	102,430	50.00		18
GRAIN ELEVATORS	1,621	177.00			4 HAYLEYS FABRIC	15,516	49.60		9
GRAIN ELEVATORS	280	178.00			2 HAYLEYS FABRIC	34,940	49.50		5
GRAIN ELEVATORS	162	178.25			3 HAYLEYS FABRIC	500,000	50.00		1
GRAIN ELEVATORS	300	177.50			1 HAYLEYS FABRIC	928	49.70		1
GRAIN ELEVATORS	1,436	178.25			2 HAYLEYS FABRIC	105,069	50.00		5
GRAIN ELEVATORS	240	178.50			1 HAYLEYS FABRIC	5,850	50.10		1
GRAIN ELEVATORS	3,688	179.00			5 HAYLEYS FABRIC	4,600	50.00		2
GRAIN ELEVATORS	354	178.00			2 HAYLEYS FABRIC	5,000	50.20		1
HAYCARB	861	77.20			4 HAYLEYS FABRIC	2,849	50.10		1
HAYCARB	5,155	77.10			7 HAYLEYS FABRIC	500	50.40		2
HAYCARB	124,662	77.00			25 HAYLEYS FABRIC	303,104	50.50		15
HAYCARB	3,232	77.30			2 HAYLEYS FABRIC	300	50.60		1
HAYCARB	260	77.90			2 HAYLEYS FABRIC	2,000	50.80		1
HAYCARB	30,587	78.00			10 HAYLEYS FABRIC	538,611	51.00		13
HAYCARB	253	78.30			1 HAYLEYS FABRIC	5,002	51.30		6
HAYCARB	136	78.30			1 HAYLEYS FABRIC	100	51.30		1
HAYCARB	700	78.40		0.90	3 HAYLEYS FABRIC	200	51.40		1
HAYLEYS	1,056	103.25			7 HAYLEYS FABRIC	5,202	51.40		9
HAYLEYS	250	103.00			1 HAYLEYS FABRIC	200	51.50		2
HAYLEYS	130	103.25			3 HAYLEYS FABRIC	554	51.30		3
HAYLEYS	1,314	103.25			4 HAYLEYS FABRIC	40,099	51.20		6
HAYLEYS	2,000	103.75			1 HAYLEYS FABRIC	27,700	51.10		5
HAYLEYS	5,160	103.25			14 HAYLEYS FABRIC	700	51.20		1
HAYLEYS	715	103.25			2 HAYLEYS FABRIC	6,050	51.10		3
HAYLEYS	650	103.50			3 HAYLEYS FABRIC	27,000	51.00	0.20	9
HAYLEYS	6,334	103.25			11 HAYLEYS FIBRE	435	51.20		1
HAYLEYS	7,079	103.25			8 HAYLEYS FIBRE	100,000	51.00		1
HAYLEYS	1,421	103.00			1 HAYLEYS FIBRE	561	51.20		1

Share Prices and Trends 06-11-2024

கொட்கு துல து துலதத / துங்கு துலதகள் தற்றுத துதக்துகள்

MAIN BOARD					MAIN BOARD				
Security சுருதுதத தடுதயங்குள்	Qty தடுதத அளவு	Price தடு தடு	(+)	(-)Trds தடுத தடுதயதடு	Security சுருதுதத தடுதயங்குள்	Qty தடுதத அளவு	Price தடு தடு	(+)	(-)Trds தடுத தடுதயதடு
HAYLEYS FIBRE	600	51.10			2 HNB	7,110	227.00		5
HAYLEYS LEISURE	200	22.10			1 HNB	1,000	227.25		1
HAYLEYS LEISURE	8,500	22.00			3 HNB	4,000	227.00		2
HAYLEYS LEISURE	4,700	22.10			1 HNB	2,004	227.25		2
HAYLEYS LEISURE	15,151	22.00			4 HNB	7,000	227.00		4
HAYLEYS LEISURE	2,530	21.90			5 HNB	160	226.75		3
HAYLEYS LEISURE	4,000	21.70			1 HNB	1,640	226.50		3
HAYLEYS LEISURE	1,300	21.60			2 HNB	230	226.75		2
HAYLEYS LEISURE	3,000	21.60			1 HNB	4,300	226.50		4
HAYLEYS LEISURE	9,000	21.50			4 HNB	200	227.00		1
HAYLEYS LEISURE	1,000	21.90			2 HNB	2,522	227.00		3
HAYLEYS LEISURE	3,655	22.00			2 HNB	350	226.50		2
HAYLEYS LEISURE	5,400	21.50			4 HNB	115	227.00		1
HAYLEYS LEISURE	500	22.00	0.10	1 HNB	1,800	226.50			3
HDFC	3,756	35.00		12 HNB	4,139	226.50			5
HDFC	1,015	35.00	0.10	3 HNB	198	226.75			3
HELA	3,170	7.00		5 HNB	558	227.00			5
HELA	460	7.10		1 HNB	742	227.25			2
HELA	771	7.00		4 HNB	1,788	227.50			5
HELA	2,900	6.90		4 HNB	494	227.75			1
HELA	32,020	7.00		9 HNB	1,418	228.00			1
HELA	142	7.00		3 HNB	1,821	226.50			6
HELA	110,460	6.90		9 HNB	162	226.75			4
HELA	7,000	7.00		1 HNB	869	226.50			1
HELA	5,010	6.90		4 HNB	220	227.75			5
HELA	1,200	7.00		3 HNB	121	227.50			3
HELA	2,300	6.90		1 HNB	1,000	226.50			2
HELA	1,515	7.00		3 HNB	100	227.00			1
HELA	98,492	6.90		16 HNB	200	227.25			6
HELA	104,908	6.80		13 HNB	1,005	227.50			3
HELA	2,300	6.80	0.10	1 HNB	3,860	227.00			5
HEMAS HOLDINGS	114	80.80		2 HNB	1,000	226.75			1
HEMAS HOLDINGS	363	80.70		9 HNB	1,330	227.00			6
HEMAS HOLDINGS	224	80.60		10 HNB	100	226.75			1
HEMAS HOLDINGS	8,865	80.50		1 HNB	3,670	227.00			12
HEMAS HOLDINGS	200	80.50		1 HNB	2,000	227.25			2
HEMAS HOLDINGS	4,850	80.50		3 HNB	610	227.50			3
HEMAS HOLDINGS	14,192	80.50		9 HNB	2,000	226.75			5
HEMAS HOLDINGS	427	80.70		2 HNB	2,390	227.50			3
HEMAS HOLDINGS	698	80.70		1 HNB	795	227.75			2
HEMAS HOLDINGS	2,135	80.60		5 HNB	825	228.00			2
HEMAS HOLDINGS	7,177	80.50		2 HNB	100	226.75			1
HEMAS HOLDINGS	124	80.60		3 HNB	1,150	227.00		1.00	3
HEMAS HOLDINGS	6,150	80.80		4 HNB[X.0000]	312	188.00			5
HEMAS HOLDINGS	100	80.70	0.30	1 HNB[X.0000]	400	187.50			4
HNB	100	227.50		2 HNB[X.0000]	10,000	187.75			2
HNB	1,300,006	228.00		7 HNB[X.0000]	610	187.50			4
HNB	200,001	228.00		3 HNB[X.0000]	500	187.75			1
HNB	2,448	227.50		1 HNB[X.0000]	133	187.25			3
HNB	9,532	227.00		8 HNB[X.0000]	2,722	187.00			8
HNB	200,000	228.00		1 HNB[X.0000]	100	186.75			1
HNB	1,017	227.00		2 HNB[X.0000]	4,100	186.00			11
HNB	329,000	228.00		3 HNB[X.0000]	1,500	186.25			10
HNB	1,140	227.50		6 HNB[X.0000]	1,558	186.00			3
HNB	36,645	227.00		20 HNB[X.0000]	568	186.50			3
HNB	10,000	227.25		3 HNB[X.0000]	8,470	187.50			2

**Share Prices and Trends 06-11-2024**

கொட்பு துறா துறா / பங்கு விலைகள் மற்றும் போக்குகள்

MAIN BOARD					MAIN BOARD				
Security பிணையங்கள்	Qty புறாணை அளவு	Price தூ விலை	(+)	(-)Trds தெடெ வியாபாரம்	Security பிணையங்கள்	Qty புறாணை அளவு	Price தூ விலை	(+)	(-)Trds தெடெ வியாபாரம்
HNB[X.0000]	110	187.75		2	JKH	221,500	21.80		6
HNB[X.0000]	1,157	188.00		5	JKH	254,580	21.70		14
HNB[X.0000]	100	187.50		1	JKH	100	21.60		1
HNB[X.0000]	901	188.00	0.50	6	JKH	18,000	21.70		5
HNB ASSURANCE	1,861	62.50		4	JKH	1,000	21.80		1
HNB ASSURANCE	2,000	63.00		1	JKH	129,268	21.70		21
HNB ASSURANCE	1,138	62.50		8	JKH	130	21.60		2
HNB ASSURANCE	1,201	62.30		4	JKH	67,025	21.70		6
HNB ASSURANCE	100	62.40		1	JKH	9,443	21.60		6
HNB ASSURANCE	5,866	62.50	1.40	2	JKH	120,557	21.50		10
HORANA	500	39.30	0.10	4	JKH	430	21.70		2
HOTEL SIGIRIYA	880	49.00		4	JKH	305,000	21.60		18
HOTEL SIGIRIYA	300	49.10		1	JKH	2,000	21.70		1
HOTEL SIGIRIYA	1,000	49.00		1	JKH	171	21.60		1
HOTELS CORP.	300	19.40		2	JKH	500	21.70		1
HOTELS CORP.	2,544	19.00		6	JKH	50,000	21.60		1
HOTELS CORP.	3,000	19.10		3	JKH	75,002	21.70		4
HOTELS CORP.	401	18.90		1	JKH	2,000	21.60		1
HOTELS CORP.	1,925	18.80		5	JKH	529,243	21.70		11
HOTELS CORP.	500	18.70		2	JKH	20,135	21.60		1
HOTELS CORP.	524	18.60		2	JKH	16,100	21.70		3
HOTELS CORP.	9,150	18.50		5	JKH	500	21.60		1
HOTELS CORP.	3,321	19.00	0.10	12	JKH	525,475	21.70		5
INDUSTRIAL ASPH.	1,200	0.20		2	JKH	300,000	21.60		7
INDUSTRIAL ASPH.	497	0.30		8	JKH	343,832	21.70		22
INDUSTRIAL ASPH.	285,232	0.30		2	JKH	4,300	21.70		5
INDUSTRIAL ASPH.	28,401	0.20		1	JKH	126,718	21.60		19
INDUSTRIAL ASPH.	7,600	0.30		2	JKH	250,000	21.50		28
JKH	1,002,000	21.50		46	JKH	58,950	21.60		12
JKH	60,000	21.70		2	JKH	50,000	21.50		12
JKH	500,000	21.50		6	JKH	95,915	21.60		4
JKH	60,100	21.70		5	JKH	463	21.50		1
JKH	37,570	21.50		1	JKH	65,000	21.60		4
JKH	1,000	21.90		1	JKH	5,500	21.50		2
JKH	129,232	21.70		7	JKH	10,200	21.60		6
JKH	868	21.50		1	JKH	50,000	21.50		8
JKH	499	21.90		1	JKH	18,000	21.60		1
JKH	2,000	21.80		1	JKH	118,417	21.50		3
JKH	275,000	21.70		14	JKH	10,000	21.60		1
JKH	500	21.60		1	JKH	51,200	21.50		10
JKH	123,997	21.50		8	JKH	10,000	21.50		2
JKH	25,000	21.40		3	JKH	1,000	21.60		1
JKH	100,603	21.30		22	JKH	577,970	21.50		22
JKH	46,500	21.70		3	JKH	2,300	21.60		2
JKH	58,600	21.80		1	JKH	72,289	21.50		7
JKH	15,000	21.70		2	JKH	500	21.40		1
JKH	453,100	21.80		6	JKH	238,651	21.50		10
JKH	1,519	21.70		1	JKH	26,449	21.60		1
JKH	1,000	21.80		2	JKH	400	21.50		1
JKH	100,800	21.70		9	JKH	2,700	21.60		1
JKH	800	21.80		1	JKH	648,200	21.50		36
JKH	9,283	21.70		5	JKH	1,877	21.40		2
JKH	3,427	21.60		2	JKH	1,950	21.60		3
JKH	20,880	21.70		2	JKH	20,592	21.50		11
JKH	300	21.80		1	JKH	1,000	21.40		1
JKH	1,100	21.70		1	JKH	130,753	21.50		9

**Share Prices and Trends 06-11-2024**

கொட்கு தீலு து துலிதது / பங்கு விலைகள் மற்ரும போக்குகள்

MAIN BOARD					MAIN BOARD				
Security சுர்ட்டுதீலு பிணையங்கள்	Qty தூதூத அளவு	Price தீலு விலை	(+)	(-)Trds தததத வியாபாரம்	Security சுர்ட்டுதீலு பிணையங்கள்	Qty தூதூத அளவு	Price தீலு விலை	(+)	(-)Trds தததத வியாபாரம்
JKH	500	21.40		1	JKH	10,300	21.40		3
JKH	179,155	21.50		13	JKH	80,300	21.30		6
JKH	551,000	21.50		15	JKH	2,050	21.40		2
JKH	3,100	21.60		2	JKH	10,000	21.30		5
JKH	3,996	21.50		2	JKH	15,008	21.40		4
JKH	235	21.60		1	JKH	52,590	21.30		4
JKH	440,788	21.50		14	JKH	2,531	21.40		3
JKH	5,000	21.60		1	JKH	102,550	21.30		11
JKH	20,489	21.50		18	JKH	838	21.40		3
JKH	38,000	21.50		3	JKH	129,981	21.30		33
JKH	10,000	21.40		2	JKH	75,000	21.20		19
JKH	32,724	21.50		6	JKH	478,670	21.30		41
JKH	1,185	21.40		3	JKH	7,900	21.20		3
JKH	100	21.50		1	JKH	58,929	21.30		13
JKH	299,323	21.40		52	JKH	300	21.20		1
JKH	5,652	21.30		3	JKH	71,450	21.30		4
JKH	10,127	21.40		6	JKH	11,000	21.20		1
JKH	2,440	21.30		1	JKH	78,829	21.30		35
JKH	100,300	21.40		6	JKH	25,645	21.30		11
JKH	370	21.50		1	JKH	10,000	21.20		1
JKH	59,063	21.40		8	JKH	19,650	21.30		9
JKH	6,000	21.50		2	JKH	781,210	21.20		85
JKH	266	21.40		1	JKH	10,447	21.30		5
JKH	16,000	21.50		3	JKH	10,000	21.20		2
JKH	398,877	21.40		34	JKH	17,423	21.30		6
JKH	1,500	21.30		2	JKH	2,000	21.20		3
JKH	106,350	21.40		7	JKH	10,000	21.30		1
JKH	25,000	21.30		7	JKH	800	21.20		2
JKH	37,952	21.40		10	JKH	10,050	21.20		4
JKH	10,457	21.30		2	JKH	20,365	21.30		5
JKH	3,220	21.40		2	JKH	40,000	21.20		30
JKH	1,192,728	21.40		53	JKH	2,100	21.30		1
JKH	15,585	21.50		2	JKH	30,768	21.20		19
JKH	235,188	21.40		10	JKH	39,500	21.10		4
JKH	15,000	21.30		8	JKH	2,150	21.20		2
JKH	177,211	21.40		26	JKH	446,343	21.10		105
JKH	57,000	21.30		25	JKH	2,560	21.00		2
JKH	492,454	21.40		19	JKH	16,248	21.10		6
JKH	1,283,607	21.30		71	JKH	5,720	21.00		4
JKH	3,410	21.40		2	JKH	13,155	21.10		7
JKH	1,227,700	21.30		32	JKH	20,000	21.00		5
JKH	500,090	21.40		3	JKH	65,543	21.10		23
JKH	501,150	21.30		4	JKH	1,000,000	21.00		104
JKH	100,210	21.40		6	JKH	23,790	21.00		9
JKH	550,000	21.30		4	JKH	10,100	21.10		2
JKH	10,000	21.40		1	JKH	25,000	21.00		8
JKH	570,900	21.30		21	JKH	4,790	21.10		3
JKH	340	21.40		1	JKH	520,218	21.00		42
JKH	676,420	21.30		20	JKH	2,500	20.90		2
JKH	881	21.40		2	JKH	1,030	21.00		4
JKH	400,000	21.30		13	JKH	101,000	20.90		23
JKH	2,660	21.40		3	JKH	20,000	20.90		5
JKH	501,000	21.30		20	JKH	100	21.00		1
JKH	200	21.40		1	JKH	500	20.90		1
JKH	50,000	21.30		9	JKH	350	21.00		2
JKH	750	21.30		1	JKH	52,952	20.90		26

Share Prices and Trends 06-11-2024

கொட்பு துறா துறா / பங்கு விலைகள் மற்றும் போக்குகள்

MAIN BOARD					MAIN BOARD				
Security சுர்துறா பிணையங்கள்	Qty தூறா அளவு	Price துறா விலை	(+)	(-)Trds தூறா வியாபாரம்	Security சுர்துறா பிணையங்கள்	Qty தூறா அளவு	Price துறா விலை	(+)	(-)Trds தூறா வியாபாரம்
JKH	150,258	20.80		32	JKH	52,683	21.10		12
JKH	152,055	20.70		25	JKH	359,212	21.00		17
JKH	290	20.60		1	JKH	518	21.10		5
JKH	14,690	20.70		11	JKH	110,000	21.00		22
JKH	5,000	20.60		1	JKH	332	21.10		8
JKH	224,010	20.70		7	JKH	80,690	21.00		3
JKH	1,000	20.60		1	JKH	2,000	21.10		1
JKH	129,456	20.70		7	JKH	5,000	21.00		5
JKH	100	20.80		1	JKH	2,064	21.10		6
JKH	51,750	20.70		11	JKH	1,600	21.00		1
JKH	5,000	20.80		1	JKH	9,011	21.10		8
JKH	5,000	20.80		1	JKH	100,000	21.00		33
JKH	10,752	20.70		7	JKH	7,223	21.10		2
JKH	6,354	20.80		5	JKH	225,360	21.00		9
JKH	33,370	20.70		18	JKH	180	21.10		1
JKH	14,112	20.80		4	JKH	188,000	21.00		11
JKH	30,150	20.70		7	JKH	1,000	21.10		1
JKH	39,400	20.60		7	JKH	250,000	21.00		10
JKH	100	20.80		1	JKH	1,000	21.10		1
JKH	3,000	20.70		1	JKH	270,000	21.00		4
JKH	400	20.80		2	JKH	2,530	21.10		3
JKH	100	20.70		1	JKH	31,418	21.00		9
JKH	29,184	20.80		13	JKH	200	20.90		2
JKH	25,923	20.90		20	JKH	1,100	21.00		1
JKH	742,800	21.00		44	JKH	38,630	20.90		20
JKH	3,700	21.10		5	JKH	2,843	21.00		4
JKH	14,500	21.20		4	JKH	100	20.90		1
JKH	56,250	21.30		9	JKH	600	21.00		1
JKH	5,000	21.20		2	JKH	100	20.90		1
JKH	1,503	21.30		3	JKH	700	20.90		1
JKH	8,450	21.20		4	JKH	1,480	21.00		1
JKH	21,650	21.10		2	JKH	3,900	20.90		3
JKH	8,350	21.00		1	JKH	2,000	21.00		1
JKH	51,158	21.20		28	JKH	300	20.90		2
JKH	20,000	21.10		2	JKH	750	21.00		1
JKH	74,975	21.20		16	JKH	1,009	20.90		3
JKH	1,725	21.10		2	JKH	5,250	21.00		3
JKH	5,000	21.10		1	JKH	3,000	20.90		9
JKH	5,116	21.20		4	JKH	3,141	21.00		3
JKH	39,667	21.10		10	JKH	6,250	20.90		4
JKH	36,600	21.10		10	JKH	15,147	21.00		9
JKH	1,000	21.20		1	JKH	27,500	20.90		14
JKH	8,961	21.10		3	JKH	2,140	21.00		2
JKH	500	21.00		1	JKH	22,000	20.90		4
JKH	2,120	21.10		2	JKH	11,000	21.00		2
JKH	5,500	21.00		1	JKH	149,927	20.90		50
JKH	64,000	21.00		6	JKH	10,000	20.80		3
JKH	10,000	21.00		1	JKH	2,700	20.90		2
JKH	85,994	21.00		5	JKH	239,210	20.80		20
JKH	275	21.10		2	JKH	1,349	20.90		4
JKH	10,000	21.00		1	JKH	6,000	20.80		1
JKH	11,000	21.10		6	JKH	36,500	20.90		10
JKH	1,400	21.00		1	JKH	6,000	20.80		1
JKH	5,000	21.00		1	JKH	41,677	20.90		14
JKH	7,240	21.10		4	JKH	24,500	20.80		3
JKH	1,000	21.00		1	JKH	12,816	20.90		11

**Share Prices and Trends 06-11-2024**

கொட்பு துறா துறா / பங்கு விலைகள் மற்றும் போக்குகள்

MAIN BOARD					MAIN BOARD				
Security பிணையங்கள்	Qty புறாணை அளவு	Price துறா விலை	(+)	(-)Trds தெடென வியாபாரம்	Security பிணையங்கள்	Qty புறாணை அளவு	Price துறா விலை	(+)	(-)Trds தெடென வியாபாரம்
JKH	8,849	20.80		1	JKH	20,000	20.80		5
JKH	220,000	20.80		22	JKH	10,000	20.90		2
JKH	2,803	20.90		2	JKH	30,000	20.80		6
JKH	957,519	20.80		39	JKH	5,000	20.90		1
JKH	500	20.90		1	JKH	20,305	20.80		6
JKH	25,030	20.80		11	JKH	15,000	20.90		2
JKH	2,120	20.70		2	JKH	5,000	20.80		1
JKH	18,100	20.80		4	JKH	7,500	20.90		2
JKH	11,700	20.70		5	JKH	35,000	20.80		3
JKH	1,505	20.80		2	JKH	100	20.90		1
JKH	500	20.70		1	JKH	20,000	20.80		2
JKH	192,313	20.80		34	JKH	40,000	20.80		2
JKH	500	20.70		1	JKH	77,710	20.90		4
JKH	63,052	20.80		3	JKH	10,000	20.80		1
JKH	5,014	20.90		7	JKH	200	20.90		1
JKH	25,000	20.80		1	JKH	5,000	20.80		1
JKH	1,250	20.80		1	JKH	26,900	20.90		2
JKH	1,353	20.90		6	JKH	1,000	20.80		1
JKH	205,809	20.80		19	JKH	29,705	20.90		6
JKH	20,789	20.90		14	JKH	20,000	20.80		1
JKH	500	20.80		1	JKH	199,841	20.90		22
JKH	1,030	20.90		2	JKH	200	20.80		1
JKH	3,200	20.80		1	JKH	707,422	20.90		33
JKH	450	20.90		5	JKH	7,210	20.80		1
JKH	1,500	20.80		1	JKH	6,144,120	20.90		21
JKH	6,000	20.90		2	JKH	14,000	20.80		1
JKH	200,477	20.80		31	JKH	428,355	20.90		33
JKH	5,753	20.90		8	JKH	671,849	21.00		25
JKH	513,249	20.90		23	JKH	254,126	21.10		28
JKH	5,049	20.80		2	JKH	2,000	21.20		1
JKH	101,931	20.90		5	JKH	1,000	21.10		1
JKH	7,530	20.80		2	JKH	981,071	21.20		24
JKH	113,470	20.90		9	JKH	1,053,238	21.30		38
JKH	21,500	20.80		2	JKH	100,128	21.30		19
JKH	568,362	20.90		62	JKH	30,000	21.20		7
JKH	10,000	20.80		1	JKH	91,190	21.30		23
JKH	520,964	20.90		27	JKH	254,879	21.20		11
JKH	619,520	20.80		23	JKH	500	21.30		1
JKH	6,302	20.90		5	JKH	265,500	21.20		16
JKH	10,000	20.80		1	JKH	5,000	21.20		1
JKH	22,001	20.90		4	JKH	2,800	21.30		1
JKH	15,000	20.80		1	JKH	1,000	21.20		2
JKH	8,320	20.90		3	JKH	5,406	21.30		8
JKH	15,500	20.80		2	JKH	11,530	21.30		10
JKH	14,500	20.90		3	JKH	6,000	21.30		2
JKH	1,000	20.80		1	JKH	17,547	21.20		8
JKH	2,675	20.90		4	JKH	10,101	21.30		3
JKH	12,040	20.80		1	JKH	407,575	21.20		18
JKH	8,815	20.90		6	JKH	233	21.30		1
JKH	144,734	20.80		15	JKH	125,100	21.20		3
JKH	23,951	20.90		9	JKH	519	21.30		3
JKH	11,200	20.80		1	JKH	250,015	21.20		3
JKH	31,535	20.90		9	JKH	37,860	21.20		9
JKH	800	20.80		2	JKH	963,400	21.10		22
JKH	2,132	20.90		3	JKH	50,000	21.30		1
JKH	20,000	20.80		7	JKH	92,850	21.20		9



Share Prices and Trends 06-11-2024

கொடீசு தீலு து ப்ரவீஸுது / பங்கு விலைகள் மற்ருமு போக்குகள்

MAIN BOARD					MAIN BOARD				
Security සුරැකුමින් பிணையங்கள்	Qty ප්‍රමාණය அளவு	Price මිල விலை	(+)	(-)Trds නෙදෙන வியாபாரம்	Security සුරැකුමින් பிணையங்கள்	Qty ප්‍රමාණය அளவு	Price මිල விலை	(+)	(-)Trds නෙදෙන வியாபாரம்
JKH	600	21.10		1 JKH		43,659	21.30		8
JKH	122,719	21.20		17 JKH		1,000	21.20		1
JKH	1,740	21.10		2 JKH		11,250	21.30		3
JKH	350,565	21.20		25 JKH		200	21.20		1
JKH	50,000	21.10		2 JKH		3,250,996	21.30	0.05	32
JKH	664,418	21.20		29 KAPRUKA		7,520	7.00	0.10	5
JKH	6,000	21.10		2 KEGALLE		450	118.75		3
JKH	10,150	21.20		3 KEGALLE		1,952	119.00	0.75	4
JKH	204,000	21.10		2 KELANI CABLES		1,000	348.00		2
JKH	102,350	21.20		4 KELANI CABLES		208	348.00		2
JKH	12,000	21.10		1 KELANI CABLES		283	348.00		4
JKH	33,920	21.20		9 KELANI CABLES		1,056	340.25		4
JKH	750	21.10		1 KELANI CABLES		1,137	340.00		5
JKH	316,879	21.20		58 KELANI CABLES		1,595	348.00		9
JKH	1,000,000	21.10		26 KELANI CABLES		100	349.50		2
JKH	59,330	21.20		25 KELANI CABLES		540	350.00		4
JKH	500	21.10		1 KELANI CABLES		110	348.00		2
JKH	42,723	21.20		15 KELANI TYRES		280	74.20		2
JKH	3,501	21.10		1 KELANI TYRES		100	74.30		1
JKH	10,001	21.20		2 KELANI TYRES		400	75.00		3
JKH	60,000	21.10		5 KELANI TYRES		520	74.40		4
JKH	2,428,189	21.20		59 KELANI TYRES		200	75.00		1
JKH	1,000	21.20		1 KELANI VALLEY		9,700	75.00		5
JKH	52,837	21.30		23 KELANI VALLEY		4,999	75.40		5
JKH	92,100	21.20		25 KELANI VALLEY		6,008	75.50		4
JKH	19,016	21.30		3 KELANI VALLEY		100	75.90		1
JKH	150	21.20		1 KELANI VALLEY		1,000	75.30		1
JKH	1,549	21.30		1 KELANI VALLEY		282	75.20		3
JKH	1,000	21.20		1 KELANI VALLEY		6,338	75.10		5
JKH	15,300	21.30		8 KELANI VALLEY		6,282	75.00		4
JKH	5,390	21.20		6 KELANI VALLEY		5,000	75.70		1
JKH	500	21.30		1 KELANI VALLEY		1,000	75.70		1
JKH	89,270	21.20		9 KELANI VALLEY		899	75.90		3
JKH	100	21.30		1 KELANI VALLEY		9,770	76.00		23
JKH	39,500	21.20		4 KELANI VALLEY		11,924	75.70		5
JKH	3,600	21.30		2 KELANI VALLEY		2,000	75.10		1
JKH	61,134	21.20		14 KELANI VALLEY		286	75.10		4
JKH	55,214	21.20		8 KELANI VALLEY		1,020	75.70		5
JKH	110	21.30		2 KELANI VALLEY		2,500	75.40		1
JKH	100,000	21.20		7 KELANI VALLEY		432	75.90		1
JKH	9,116	21.30		4 KELANI VALLEY		12,244	76.00		9
JKH	1,081,050	21.20		23 KELANI VALLEY		200	76.20		1
JKH	1,550	21.30		2 KELANI VALLEY		100	76.20		1
JKH	800	21.20		2 KELANI VALLEY		1,000	76.40		2
JKH	4,000	21.30		2 KELANI VALLEY		1,200	76.50		1
JKH	2,500	21.20		1 KELANI VALLEY		500	76.90		1
JKH	43,537	21.30		14 KELANI VALLEY		11,575	77.00		4
JKH	3,000	21.20		1 KELANI VALLEY		210	76.20		1
JKH	5,000	21.30		1 KELANI VALLEY		32,604	76.70		14
JKH	1,000	21.20		1 KELANI VALLEY		1,335	76.60		5
JKH	20,100	21.30		3 KELANI VALLEY		3,905	76.70		4
JKH	8,000	21.20		5 KELANI VALLEY		500	76.60		1
JKH	11,550	21.30		4 KELANI VALLEY		2,000	76.70		1
JKH	53,490	21.20		1 KELANI VALLEY		230	76.60		1
JKH	32,723	21.30		3 KELANI VALLEY		4,277	76.20		5
JKH	20,000	21.20		1 KELANI VALLEY		2,500	76.10		1

Share Prices and Trends 06-11-2024

கொட்கை தீடு நா ப்ரவீணை / பங்கு விலைகள் மற்றும் போக்குகள்

MAIN BOARD					MAIN BOARD				
Security சுரீக்துதீபத் பிணையங்கள்	Qty ப்ரமணை அளவு	Price தீடு விலை	(+)	(-)Trds தெடெ வியாபாரம்	Security சுரீக்துதீபத் பிணையங்கள்	Qty ப்ரமணை அளவு	Price தீடு விலை	(+)	(-)Trds தெடெ வியாபாரம்
KELANI VALLEY	2,500	76.00			1 L O L C HOLDINGS	199	444.00		1
KELANI VALLEY	1,000	76.00			3 L O L C HOLDINGS	1,023	448.00		9
KELANI VALLEY	215	76.20			2 L O L C HOLDINGS	300	445.00		2
KELANI VALLEY	8,245	76.00			16 LANKA ALUMINIUM	5,000	25.90		1
KELANI VALLEY	785	76.20			2 LANKA ALUMINIUM	25,010	25.80		5
KELANI VALLEY	1,000	76.00			1 LANKA ALUMINIUM	500	25.60		1
KELANI VALLEY	734	76.60			3 LANKA ALUMINIUM	14,323	25.80		3
KELANI VALLEY	239	75.90			2 LANKA ALUMINIUM	500	25.60		1
KELANI VALLEY	4,726	75.70			3 LANKA ALUMINIUM	1,500	25.50		3
KELANI VALLEY	451	76.40			2 LANKA ALUMINIUM	2,620	25.90		6
KELANI VALLEY	5,100	76.50			3 LANKA ALUMINIUM	880	25.80	0.20	2
KELANI VALLEY	5,450	76.40			7 LANKA HOSPITALS	485	74.20		1
KELANI VALLEY	10,000	76.50			2 LANKA HOSPITALS	196	75.90		1
KELANI VALLEY	11,500	76.60			11 LANKA HOSPITALS	675	74.20		3
KELANI VALLEY	1,600	76.60			4 LANKA HOSPITALS	311	74.10		3
KELANI VALLEY	12,984	76.60			12 LANKA HOSPITALS	465	74.00		5
KELANI VALLEY	3,296	76.70			3 LANKA HOSPITALS	1,010	73.90		2
KELANI VALLEY	450	76.90			3 LANKA HOSPITALS	539	73.80		3
KELANI VALLEY	4,760	77.00			10 LANKA HOSPITALS	652	75.00		1
KELANI VALLEY	2,750	76.90			3 LANKA HOSPITALS	398	73.70		3
KELANI VALLEY	8,350	77.00			3 LANKA HOSPITALS	100	75.00	0.80	1
KELANI VALLEY	1,350	76.90			2 LANKA IOC	150	114.50		2
KELANI VALLEY	3,720	77.00			5 LANKA IOC	401	114.00		6
KELANI VALLEY	1,500	76.80			2 LANKA IOC	10,000	113.50		5
KINGSBURY	6,600	10.20			2 LANKA IOC	5,500	113.50		4
KINGSBURY	10,510	10.10			3 LANKA IOC	738	114.00		5
KOTAGALA	5,141	6.10			5 LANKA IOC	15,193	113.50		5
KOTAGALA	1,000	6.20			1 LANKA IOC	120	113.25		2
KOTAGALA	27,059	6.10			12 LANKA IOC	727	113.00		4
KOTAGALA	178,754	6.20			13 LANKA IOC	1,120	113.25		4
KOTAGALA	80,012	6.20			7 LANKA IOC	7,012	113.50		9
KOTAGALA	700	6.30	0.10		1 LANKA IOC	752	113.25		2
L O L C HOLDINGS	174	450.00			1 LANKA IOC	2,988	113.50		2
L O L C HOLDINGS	492	450.00			1 LANKA IOC	4,444	113.50		8
L O L C HOLDINGS	3,986	450.00			6 LANKA IOC	3,050	113.75		3
L O L C HOLDINGS	6,101	446.00			5 LANKA IOC	2,250	113.75		7
L O L C HOLDINGS	1,631	450.25			3 LANKA IOC	453	113.75		4
L O L C HOLDINGS	1,755	450.25			1 LANKA IOC	6,746	113.50		8
L O L C HOLDINGS	100	447.00			2 LANKA IOC	3,323	113.25		8
L O L C HOLDINGS	184	447.75			1 LANKA IOC	3,111	113.00		19
L O L C HOLDINGS	115	449.00			1 LANKA IOC	12,000	113.25		7
L O L C HOLDINGS	316	447.75			3 LANKA IOC	1,100	113.25		2
L O L C HOLDINGS	515	446.50			3 LANKA IOC	1,049	113.00		7
L O L C HOLDINGS	4,500	446.50			9 LANKA IOC	700	113.25	1.00	2
L O L C HOLDINGS	2,031	446.25			5 LANKA REALTY	105	10.30		1
L O L C HOLDINGS	383	446.00			4 LANKA REALTY	2,500	10.20		7
L O L C HOLDINGS	1,150	445.75			2 LANKA TILES	8,720	50.10		3
L O L C HOLDINGS	2,600	445.50			3 LANKA TILES	9,388	50.10		3
L O L C HOLDINGS	852	445.00			5 LANKA TILES	13,887	50.10		10
L O L C HOLDINGS	255	446.25			4 LANKA TILES	400	50.10		1
L O L C HOLDINGS	140	443.00			4 LANKA TILES	1,000	50.20		1
L O L C HOLDINGS	425	441.50			1 LANKA TILES	2,562	50.40		5
L O L C HOLDINGS	1,548	443.00			2 LANKA TILES	500	50.80		1
L O L C HOLDINGS	200	443.25			1 LANKA TILES	5,845	50.90		4
L O L C HOLDINGS	1,500	443.50			2 LANKA TILES	9,995	51.00		1
L O L C HOLDINGS	1,863	445.00			9 LANKA TILES	44,998	51.00	0.60	4

Share Prices and Trends 06-11-2024

கொட்பு துறை அமைச்சு / பங்கு விலைகள் மற்றும் போக்குகள்

MAIN BOARD					MAIN BOARD				
Security சுய்துறை பிணையங்கள்	Qty புறமை அளவு	Price துறை விலை	(+)	(-)Trds தெரு வியாபாரம்	Security சுய்துறை பிணையங்கள்	Qty புறமை அளவு	Price துறை விலை	(+)	(-)Trds தெரு வியாபாரம்
LANKA VENTURES	2,515	31.50			3 LB FINANCE	1,000	73.80		1
LANKA VENTURES	2,729	31.60			3 LB FINANCE	300	73.90		1
LANKA WALLTILE	5,000	50.40			5 LB FINANCE	3,600	74.00		3
LANKA WALLTILE	200	49.90			1 LB FINANCE	600	74.90		2
LANKA WALLTILE	10,000	50.30			1 LB FINANCE	400	75.00		1
LANKA WALLTILE	1,800	50.40			7 LB FINANCE	2,090	74.90		3
LANKA WALLTILE	215	50.10			3 LB FINANCE	713	74.50		3
LANKA WALLTILE	200	50.10			1 LB FINANCE	3,132	74.00		6
LANKA WALLTILE	5,000	50.20			3 LB FINANCE	5,203	73.90		5
LANKA WALLTILE	596	50.10			1 LB FINANCE	12,045	74.00		8
LANKA WALLTILE	161	50.00			9 LB FINANCE	2,839	74.00		2
LANKA WALLTILE	250	49.90			6 LB FINANCE	100	73.80		3
LANKA WALLTILE	2,343	50.00			11 LION BREWERY	101	1,051.00		3
LANKA WALLTILE	250	49.90			1 LMF	3,200	32.40		4
LANKA WALLTILE	5,119	49.90			5 LMF	5,297	32.30		2
LANKA WALLTILE	3,593	49.80			16 LMF	200	32.20		1
LANKA WALLTILE	3,429	49.70			8 LMF	1,164	32.10		1
LANKEM DEV.	2,250	21.60			2 LMF	2,106	32.20		4
LANKEM DEV.	5,050	21.60			5 LMF	500	32.30		1
LANKEM DEV.	619	21.50			2 LMF	2,945	32.20		10
LANKEM DEV.	8,400	21.50			5 LMF	2,615	32.10		3
LANKEM DEV.	150	21.70			1 LMF	3,000	32.00		1
LANKEM DEV.	1,581	21.50			2 LMF	3,600	31.70		2
LANKEM DEV.	355	21.40			5 LMF	3,000	31.70		2
LANKEM DEV.	5,300	21.50			2 LMF	4,001	31.80		3
LANKEM DEV.	350	21.30			4 LMF	498	31.70		2
LANKEM DEV.	2,399	21.20			8 LMF	2,000	31.80		2
LANKEM DEV.	1,560	21.50			1 LMF	4,500	31.70		6
LANKEM DEV.	14,000	21.30			3 LMF	950	31.80		1
LANKEM DEV.	50,000	21.20			4 LMF	9,550	31.90		2
LANKEM DEV.	6,489	21.50			5 LMF	1,250	31.80		1
LANKEM DEV.	7,350	21.60			2 LMF	40,003	31.90		7
LANKEM DEV.	511	21.50			1 LMF	29,330	31.80		6
LANKEM DEV.	10,340	21.20			3 LMF	2,840	31.80		3
LANKEM DEV.	5,535	21.50			3 LMF	1,300	31.90		4
LANKEM DEV.	5,100	21.40			2 LMF	12,815	31.80		10
LANKEM DEV.	53,041	21.30			1 LMF	5,275	31.70		1
LANKEM DEV.	2,509	21.60			3 LMF	5,000	31.80		1
LANKEM DEV.	10,001	21.50			3 LMF	4,791	31.70		5
LANKEM DEV.	400	21.70			1 LMF	1,000	31.80		1
LANKEM DEV.	499	21.40			1 LMF	10,300	31.80		5
LANKEM DEV.	7,000	21.50	0.20		3 LMF	5,000	31.70		3
LAUGFS GAS	100	35.00			1 LMF	18,500	31.80		5
LAUGFS GAS[X.0000]	1,272	18.60			5 LMF	10,217	31.70		4
LAUGFS GAS[X.0000]	600	20.00			3 LMF	4,000	31.80		3
LAUGFS GAS[X.0000]	500	20.00	0.30		1 LMF	31,130	31.80		23
LAXAPANA	1,000	17.10			1 LMF	5,883	31.70		2
LAXAPANA	1,170	17.10			4 LMF	21,762	31.80		12
LAXAPANA	1,943	17.00			5 LMF	500	31.70		1
LAXAPANA	200	17.10			1 LMF	10,235	31.80		5
LB FINANCE	350	75.20			4 LMF	8,500	31.70		5
LB FINANCE	2,110	75.00			4 LMF	20,804	31.80		8
LB FINANCE	1,127	74.00			3 LMF	11,000	31.90		3
LB FINANCE	107	75.00			2 LMF	2,000	31.80		1
LB FINANCE	500	73.80			3 LMF	130	31.90		1
LB FINANCE	210	75.00			3 LMF	66,588	32.00		12

Share Prices and Trends 06-11-2024

கொட்கத் தீலு து துல்துத / பங்கு விலைகள் மற்றும் போக்குகள்

MAIN BOARD					MAIN BOARD				
Security சுர்துதீலு பிணையங்கள்	Qty தூதூத அளவு	Price தீலு விலை	(+)	(-)Trds தூதூத வியாபாரம்	Security சுர்துதீலு பிணையங்கள்	Qty தூதூத அளவு	Price தீலு விலை	(+)	(-)Trds தூதூத வியாபாரம்
LMF	40,582	32.00			17 MELSTACORP	2,160	101.00		4
LMF	450	32.10			1 MELSTACORP	21,696	100.00		14
LMF	15,860	32.00			8 MELSTACORP	500	100.25		1
LMF	8,000	32.10			6 MELSTACORP	100	100.75		1
LMF	250	32.00			1 MELSTACORP	300	100.75		1
LMF	9,113	32.10			4 MELSTACORP	150	100.50		1
LMF	500	32.20			2 MELSTACORP	515	100.50		2
LMF	15,888	32.10			7 MELSTACORP	162	100.75		5
LMF	10,000	32.00			8 MULLERS	1,000	1.10		1
LMF	326	32.10			3 MULLERS	3,000	1.00		1
LMF	72,100	32.00			17 MULLERS	100	1.10		1
LMF	11,522	32.00	0.20		2 NAT. DEV. BANK	500	86.00		1
LVL ENERGY	9,100	5.80			4 NAT. DEV. BANK	115	85.80		2
LVL ENERGY	50,000	5.80			5 NAT. DEV. BANK	432	85.70		7
LVL ENERGY	309,974	5.80			16 NAT. DEV. BANK	501	85.60		2
LVL ENERGY	101	5.90			2 NAT. DEV. BANK	1,005	85.50		2
LVL ENERGY	40,000	5.80			5 NAT. DEV. BANK	1,000	85.20		1
LVL ENERGY	20,000	5.70			1 NAT. DEV. BANK	3,242	85.10		5
LVL ENERGY	19,000	5.80			2 NAT. DEV. BANK	17,650	85.00		6
LVL ENERGY	26,100	5.70			10 NAT. DEV. BANK	130	84.90		2
LVL ENERGY	240	5.80			1 NAT. DEV. BANK	300	82.70		1
LVL ENERGY	65,760	5.70			9 NAT. DEV. BANK	2,016	83.80		3
LVL ENERGY	1,000	5.80			2 NAT. DEV. BANK	140	83.80		6
LVL ENERGY	6,565	5.70			2 NAT. DEV. BANK	3,289	84.00		6
LVL ENERGY	2,800	5.70			2 NAT. DEV. BANK	380	83.90		2
LVL ENERGY	527,501	5.80			11 NAT. DEV. BANK	250	83.80		4
LVL ENERGY	8,500	5.70			3 NAT. DEV. BANK	1,280	83.60		2
LVL ENERGY	5,500	5.80			3 NAT. DEV. BANK	720	83.50		4
LVL ENERGY	850,000	5.70			16 NAT. DEV. BANK	1,000	84.00		1
LVL ENERGY	500	5.70			1 NAT. DEV. BANK	562	83.70		7
LVL ENERGY	2,000	5.80	0.10		1 NAT. DEV. BANK	6,497	83.60		14
MALWATTE	400	60.60			2 NAT. DEV. BANK	7,755	84.50		10
MALWATTE	250	64.90			2 NAT. DEV. BANK	140	84.60		1
MALWATTE	1,750	64.00	0.60		5 NAT. DEV. BANK	817	84.70		2
MALWATTE[X.0000]	500	34.40			1 NAT. DEV. BANK	8,325	84.60		10
MALWATTE[X.0000]	3,500	34.50			3 NAT. DEV. BANK	200	84.80		1
MELSTACORP	4,510	101.00			5 NAT. DEV. BANK	4,700	85.00		6
MELSTACORP	320	101.75			3 NAT. DEV. BANK	250	84.10		2
MELSTACORP	804	101.00			3 NAT. DEV. BANK	500	84.90		1
MELSTACORP	1,342	100.25			5 NAT. DEV. BANK	3,000	84.10		6
MELSTACORP	200	100.50			1 NAT. DEV. BANK	4,163	84.90		1
MELSTACORP	296	101.00			2 NAT. DEV. BANK	500	85.00		1
MELSTACORP	24,805	100.50			7 NAT. DEV. BANK	1,787	84.90		2
MELSTACORP	13,893	100.25			4 NAT. DEV. BANK	250	84.20		2
MELSTACORP	31,387	100.00			12 NAT. DEV. BANK	4,213	84.90		3
MELSTACORP	149	99.50			1 NAT. DEV. BANK	11,096	85.00		7
MELSTACORP	12,110	100.00			10 NAT. DEV. BANK	1,280	85.20		1
MELSTACORP	2,000	99.90			2 NAT. DEV. BANK	1,752	85.50		2
MELSTACORP	100	99.50			1 NAT. DEV. BANK	154	85.70		1
MELSTACORP	1,980	99.90			1 NAT. DEV. BANK	100	85.40		1
MELSTACORP	2,890	100.00			2 NAT. DEV. BANK	1,000	85.10		2
MELSTACORP	500	100.75			1 NAT. DEV. BANK	7,481	85.00		9
MELSTACORP	175	101.50			4 NAT. DEV. BANK	2,000	84.90		3
MELSTACORP	480	101.75			2 NAT. DEV. BANK	12,021	85.00	1.20	6
MELSTACORP	485	102.00			8 NATIONS TRUST	2,000	138.75		4
MELSTACORP	2,361	101.25			5 NATIONS TRUST	1,167	137.00		5

**Share Prices and Trends 06-11-2024**

கொட்கு து அ புவலகை / பங்கு விலைகள் மற்றும் போக்குகள்

MAIN BOARD					MAIN BOARD				
Security சுய்துதல்து பிலையங்கள்	Qty புவலகை அளவு	Price து விலை	(+)	(-)Trds தலதெ வியாபாரம்	Security சுய்துதல்து பிலையங்கள்	Qty புவலகை அளவு	Price து விலை	(+)	(-)Trds தலதெ வியாபாரம்
NATIONS TRUST	1,184	135.75			3 PAN ASIA	760	26.10		3
NATIONS TRUST	1,100	136.00			5 PAN ASIA	10,611	26.20		5
NATIONS TRUST	6,000	136.00			8 PAN ASIA	17,539	26.20		3
NATIONS TRUST	747	136.00			3 PAN ASIA	100	26.10		1
NATIONS TRUST	613	136.00			3 PAN ASIA	1,600	26.20		1
NATIONS TRUST	500	135.75			1 PAN ASIA	10,000	26.10		3
NATIONS TRUST	5,640	135.00			4 PAN ASIA	1,761	26.20		1
NATIONS TRUST	364	135.75			1 PAN ASIA	47,159	26.30		4
NATIONS TRUST	21,000	135.00			6 PAN ASIA	100	26.20		1
NATIONS TRUST	5,100	135.25			2 PAN ASIA	1,900	26.30		3
NATIONS TRUST	17,371	135.00			4 PAN ASIA	17,850	26.40		2
NATIONS TRUST	500	134.75			3 PAN ASIA	500	26.30		1
NATIONS TRUST	3,369	135.00			2 PAN ASIA	30,650	26.20		6
NATIONS TRUST	1,000	136.50			3 PAN ASIA	14,500	26.30		4
NATIONS TRUST	500	136.00			1 PAN ASIA	1,970	26.40		2
NATIONS TRUST	21,244	135.25			5 PAN ASIA	24,844	26.30		4
NATIONS TRUST	2,000	136.00			1 PAN ASIA	105,816	26.20		11
NATIONS TRUST	1,000	136.00			1 PAN ASIA	10,000	26.20		1
NATIONS TRUST	297	136.25			1 PAN ASIA	1,000	26.30		1
NATIONS TRUST	1,970	136.75			8 PAN ASIA	15,000	26.20		2
NATIONS TRUST	300	136.50			1 PAN ASIA	22,655	26.30		2
NATIONS TRUST	215	136.75			1 PAN ASIA	2,000	26.40		1
NATIONS TRUST	124	137.00			6 PAN ASIA	17,945	26.30		2
NATIONS TRUST	685	136.75			2 PAN ASIA	28,450	26.20		5
NATIONS TRUST	5,815	136.50	0.75		2 PANASIAN POWER	23,100	5.10		12
NAWALOKA	11,010	4.00			4 PANASIAN POWER	265,775	5.00		20
NAWALOKA	200	4.10			1 PANASIAN POWER	40,000	4.90		3
NAWALOKA	1,000	4.10			1 PANASIAN POWER	104,650	5.00		7
NAWALOKA	9,510	4.00			12 PANASIAN POWER	2,500	4.90		1
PAN ASIA	37,000	26.20			6 PANASIAN POWER	20,000	5.00		2
PAN ASIA	200	26.00			1 PANASIAN POWER	1,000	4.90		2
PAN ASIA	7,000	25.80			6 PANASIAN POWER	35,000	4.90		3
PAN ASIA	2,100	25.70			2 PANASIAN POWER	5,000	5.00		1
PAN ASIA	450	25.80			1 PANASIAN POWER	10,621	4.90		2
PAN ASIA	3,700	25.90			2 PANASIAN POWER	2,000	5.00		1
PAN ASIA	195,850	26.00			8 PANASIAN POWER	21,000	4.90		2
PAN ASIA	3,040	25.70			2 PANASIAN POWER	17,490	5.00		9
PAN ASIA	14,778	25.90			3 PANASIAN POWER	2,700	4.90	0.20	2
PAN ASIA	262,259	26.00			11 PEOPLE'S INS	4,777	23.10		4
PAN ASIA	21,070	26.10			9 PEOPLE'S INS	3,234	23.00		6
PAN ASIA	144,963	26.00			17 PEOPLE'S INS	1,024	22.90		2
PAN ASIA	22,500	25.80			2 PEOPLE'S INS	795	22.80		4
PAN ASIA	91,650	26.00			8 PEOPLE'S INS	4,200	22.70		3
PAN ASIA	1,000	25.80			1 PEOPLE'S INS	3,000	22.60		3
PAN ASIA	9,050	25.80			2 PEOPLE'S INS	747	22.50		7
PAN ASIA	10,945	25.70			7 PEOPLE'S INS	100	22.40		1
PAN ASIA	3,000	25.90			4 PEOPLE'S INS	5,000	22.10		1
PAN ASIA	130,763	26.00			27 PEOPLE'S INS	1,142	22.00	1.00	3
PAN ASIA	361,231	26.10			7 PEOPLES LEASING	1,000	13.30		2
PAN ASIA	272,334	26.20			13 PEOPLES LEASING	6,702	13.30		3
PAN ASIA	61,150	26.30			7 PEOPLES LEASING	402	13.20		1
PAN ASIA	667,107	26.40			15 PEOPLES LEASING	2,000	13.20		1
PAN ASIA	49,050	26.30			11 PEOPLES LEASING	2,820	13.20		2
PAN ASIA	1,500	26.20			1 PEOPLES LEASING	1,500	13.20		3
PAN ASIA	1,000	26.30			1 PEOPLES LEASING	708	13.30		6
PAN ASIA	14,439	26.20			4 PEOPLES LEASING	5,225	13.20		3

**Share Prices and Trends 06-11-2024**

கொட்பு துறை அமைச்சு / பங்கு விலைகள் மற்றும் போக்குகள்

MAIN BOARD					MAIN BOARD				
Security சுய்துறை பிணையங்கள்	Qty புறமை அளவு	Price துறை விலை	(+)	(-)Trds தறை வியாபாரம்	Security சுய்துறை பிணையங்கள்	Qty புறமை அளவு	Price துறை விலை	(+)	(-)Trds தறை வியாபாரம்
PEOPLES LEASING	1,000	13.30			1 PICKME	500	48.70		1
PEOPLES LEASING	112,200	13.10			9 PICKME	241	48.80		5
PEOPLES LEASING	100	13.20			1 PICKME	309	48.90		1
PEOPLES LEASING	42,843	13.10			8 PICKME	1,567	49.00		3
PEOPLES LEASING	100	13.20			1 PICKME	11,964	49.00		4
PEOPLES LEASING	4,900	13.10			1 PICKME	987	48.90		10
PEOPLES LEASING	100	13.20			1 PICKME	312	49.00		6
PEOPLES LEASING	11,797	13.10			2 PICKME	2,000	48.90		7
PEOPLES LEASING	488,203	13.00			18 PICKME	7,769	49.00		9
PEOPLES LEASING	2,001	13.20			2 PICKME	900	49.00		2
PEOPLES LEASING	4,059	13.20			4 PICKME	275	49.00		5
PEOPLES LEASING	10,000	13.10			4 PICKME	2,100	49.50		3
PEOPLES LEASING	596	13.10			4 PICKME	11,983	49.00		11
PEOPLES LEASING	5,000	13.20			1 PICKME	9,960	49.00		7
PEOPLES LEASING	13,375	13.10			11 PICKME	100	49.30		1
PEOPLES LEASING	726	13.20			4 PICKME	4,970	49.00		15
PEOPLES LEASING	62,788	13.10			7 PICKME	16,365	48.90		12
PEOPLES LEASING	10,021	13.00	0.40		1 PICKME	1,184	48.80		11
PGP GLASS	2,500,000	30.00			1 PICKME	8,953	48.70		17
PGP GLASS	190,010	30.00			3 PICKME	2,078	48.60		11
PGP GLASS	100	30.20			1 PICKME	33,972	48.50		26
PGP GLASS	401	30.10			2 PICKME	200	48.90		1
PGP GLASS	300	29.30			1 PICKME	100	48.60		1
PGP GLASS	1,500	29.50			1 PICKME	14,900	48.50		10
PGP GLASS	500	29.60			5 PICKME	100	48.90		3
PICKME	5,715	51.00			11 PICKME	518	48.70		2
PICKME	400	50.90			2 PICKME	5,607	48.60		7
PICKME	2,000	50.70			1 PICKME	4,993	48.50		1
PICKME	178	50.60			1 PICKME	270	48.60		3
PICKME	350	50.50			3 PICKME	4,630	48.50		5
PICKME	3,054	50.20			3 PICKME	7,299	48.50		4
PICKME	3,615	50.10			6 PICKME	2,982	48.50		2
PICKME	57,105	50.00			47 PICKME	10,000	48.50		4
PICKME	119	49.90			3 PICKME	8,000	48.90	2.10	1
PICKME	105	49.80			2 PRINTCARE PLC	4,831	43.20		4
PICKME	1,105	49.50			4 PRINTCARE PLC	1,190	43.20		1
PICKME	4,635	49.00			13 R I L PROPERTY	10,000	7.90		4
PICKME	1,216	48.80			5 R I L PROPERTY	25,319	7.80		8
PICKME	300	48.70			1 R I L PROPERTY	13,700	7.90		5
PICKME	1,001	48.80			2 R I L PROPERTY	5,301	7.80		6
PICKME	1,981	48.70			3 R I L PROPERTY	23,619	7.90		12
PICKME	1,000	48.80			2 R I L PROPERTY	5,000	7.80		4
PICKME	10,119	49.50			4 R I L PROPERTY	100	7.90		1
PICKME	15,881	49.00			6 R I L PROPERTY	18,600	7.80		7
PICKME	200	49.10			1 R I L PROPERTY	51,775	7.90		8
PICKME	72,154	49.00			10 R I L PROPERTY	999	7.80	0.20	1
PICKME	24,980	49.00			3 RADIANT GEMS	454	93.00		1
PICKME	10,050	49.50			4 RENUKA AGRI	5,178	3.30		5
PICKME	168	49.10			2 RENUKA AGRI	19,000	3.40		6
PICKME	24,832	49.00			6 RENUKA AGRI	21,700	3.40	0.10	7
PICKME	100	49.10			1 RENUKA FOODS	2,500	11.60		1
PICKME	57,546	49.00			34 RENUKA FOODS	253	11.40		4
PICKME	691	48.90			9 RENUKA FOODS	7,650	11.30		6
PICKME	2,374	48.80			8 RENUKA FOODS	500	11.50		1
PICKME	245	48.70			5 RENUKA FOODS	2,000	11.30	0.40	1
PICKME	5,270	48.80			4 RENUKA	2,100	10.40		1

Share Prices and Trends 06-11-2024

கொட்கித் தீலு து துலிதலு / பங்கு விலைகள் மற்ருதும் போக்துகள்

MAIN BOARD					MAIN BOARD				
Security சுர்துதீலு பிணையங்கள்	Qty தூதலு அளவு	Price தீலு விலை	(+)	(-)Trds தலுதலு வியாபாரம்	Security சுர்துதீலு பிணையங்கள்	Qty தூதலு அளவு	Price தீலு விலை	(+)	(-)Trds தலுதலு வியாபாரம்
FOODS[X.0000]					ROYAL CERAMIC	103	32.30		2
RENUKA	4,890	10.30			2 ROYAL CERAMIC	1,000	32.20		7
FOODS[X.0000]					ROYAL CERAMIC	5,848	32.30		3
RENUKA	1,000	10.40	0.10	1	ROYAL CERAMIC	570	32.40		2
FOODS[X.0000]					ROYAL CERAMIC	7,530	32.50		5
RENUKA HOLDINGS	2,061	15.40		2	ROYAL CERAMIC	3,817	32.20		2
RENUKA HOLDINGS	5,326	15.50	0.30	3	ROYAL CERAMIC	3,001	32.50		2
RESUS ENERGY	6,890	28.50		8	ROYAL CERAMIC	51,753	32.20		7
RESUS ENERGY	800	28.20		1	ROYAL CERAMIC	2,647	32.10		8
RESUS ENERGY	20,010	28.10		3	ROYAL CERAMIC	2,750	32.50		3
RESUS ENERGY	9,500	28.00		3	ROYAL CERAMIC	7,225	32.20		3
RESUS ENERGY	38,550	28.00		9	ROYAL CERAMIC	151	32.50		2
RESUS ENERGY	1,000	27.90		2	ROYAL CERAMIC	2,850	32.20		2
RESUS ENERGY	9,016	28.00		4	ROYAL CERAMIC	100	32.30		2
RESUS ENERGY	300	27.80		3	ROYAL CERAMIC	27,141	32.20		10
RESUS ENERGY	7,000	28.00		1	ROYAL CERAMIC	12,944	32.20		3
RESUS ENERGY	822	27.20		3	ROYAL CERAMIC	5,016	32.10		1
RESUS ENERGY	2,867	27.10		4	ROYAL CERAMIC	65,000	32.20		8
RESUS ENERGY	2,445	27.20		5	ROYAL CERAMIC	100	32.30		1
RESUS ENERGY	9,265	27.10		3	ROYAL CERAMIC	900	32.20		1
RESUS ENERGY	1,475	27.30		4	ROYAL CERAMIC	300	32.40		1
RESUS ENERGY	1,489	27.80		3	ROYAL CERAMIC	15,000	32.20		2
RESUS ENERGY	2,500	27.90		3	ROYAL CERAMIC	207,650	32.30		14
RESUS ENERGY	1,000	27.80		1	ROYAL CERAMIC	2,050	32.40		2
RESUS ENERGY	2,500	27.90		2	ROYAL CERAMIC	2,000	32.20		2
RESUS ENERGY	1,000	27.80		1	ROYAL CERAMIC	2,650	32.40		3
RESUS ENERGY	30,300	27.50		5	ROYAL CERAMIC	3,001	32.50		2
RESUS ENERGY	501	27.80		2	ROYAL CERAMIC	200	32.40		1
RESUS ENERGY	1,750	27.40		3	ROYAL CERAMIC	1,133	32.50		5
RESUS ENERGY	201	27.30		2	ROYAL CERAMIC	500	32.40		1
RESUS ENERGY	2,739	27.20		4	ROYAL CERAMIC	14,046	32.50		6
RESUS ENERGY	23,000	27.70		6	ROYAL CERAMIC	2,801	32.40		3
RESUS ENERGY	29,044	27.80		21	ROYAL CERAMIC	6,065	32.50		5
RESUS ENERGY	10,000	27.90		2	ROYAL CERAMIC	10,101	32.30		4
RESUS ENERGY	2,758	27.80		7	ROYAL CERAMIC	182	32.50		4
RESUS ENERGY	40,000	27.90	1.10	6	ROYAL CERAMIC	44,735	32.20		14
RICHARD PIERIS	1,299	22.50		7	ROYAL CERAMIC	300	32.30		1
RICHARD PIERIS	505	22.80		3	ROYAL CERAMIC	22,699	32.20		9
RICHARD PIERIS	700	22.60		1	ROYAL CERAMIC	3,500	32.30		2
RICHARD PIERIS	2,300	22.50		3	ROYAL CERAMIC	1,830	32.20		3
RICHARD PIERIS	2,840	22.40		5	ROYAL CERAMIC	3,700	32.30		4
RICHARD PIERIS	2,000	22.50		1	ROYAL CERAMIC	2,500	32.20		2
RICHARD PIERIS	1,000	22.40		1	ROYAL CERAMIC	1,863	32.30		10
RICHARD PIERIS	250	22.50		1	ROYAL CERAMIC	11,890	32.20		6
RICHARD PIERIS	1,000	22.50	0.50	1	ROYAL CERAMIC	200	32.30		1
ROYAL CERAMIC	2,755	32.80		6	ROYAL CERAMIC	1,000	32.20		2
ROYAL CERAMIC	500	32.80		1	ROYAL CERAMIC	200	32.30		1
ROYAL CERAMIC	5,000	32.80		1	ROYAL CERAMIC	500	32.40		1
ROYAL CERAMIC	604	32.80		1	ROYAL CERAMIC	1,100	32.30		2
ROYAL CERAMIC	4,212	32.80		6	ROYAL CERAMIC	18,201	32.20		14
ROYAL CERAMIC	250	32.70		1	ROYAL CERAMIC	10,000	32.20		1
ROYAL CERAMIC	5,090	32.60		6	ROYAL CERAMIC	2,000	32.30		1
ROYAL CERAMIC	3,014	32.50		5	ROYAL CERAMIC	56,199	32.20		4
ROYAL CERAMIC	7,253	32.50		2	ROYAL CERAMIC	16,000	32.30		7
ROYAL CERAMIC	7,930	32.40		16	ROYAL CERAMIC	10,000	32.20		4
ROYAL CERAMIC	1,065	32.30		7	ROYAL CERAMIC	10,000	32.30		2
ROYAL CERAMIC	1,000	32.20		2					

Share Prices and Trends 06-11-2024

கொட்கித் தீலு து துலிதது / பங்கு விலைகள் மற்ருதும் துுபுக்குகள்

MAIN BOARD					MAIN BOARD				
Security சுர்ட்டுதீலுத் பிணையங்கள்	Qty தூதூதூ அளவு	Price தீலு விலை	(+)	(-)Trds தூதூதூ வியபாரம	Security சுர்ட்டுதீலுத் பிணையங்கள்	Qty தூதூதூ அளவு	Price தீலு விலை	(+)	(-)Trds தூதூதூ வியபாரம
ROYAL CERAMIC	10,003	32.20			6 SAMPATH	2,500	88.80		2
ROYAL CERAMIC	3,000	32.30			3 SAMPATH	2,000	88.60		1
ROYAL CERAMIC	5,000	32.20			2 SAMPATH	750	88.70		1
ROYAL CERAMIC	2,000	32.30	0.30	1 SAMPATH	8,110	88.60		5	
S M B LEASING	100	0.70		1 SAMPATH	2,140	88.50		2	
S M B LEASING	20,000	0.60		1 SAMPATH	11,442	88.50		12	
S M B LEASING	1,010,000	0.60		1 SAMPATH	10,925	88.40		12	
S M B LEASING	2,503,097	0.70		19 SAMPATH	1,000	88.50		1	
S M B LEASING	100	0.80	0.10	1 SAMPATH	344	88.40		1	
S M B LEASING[X.0000]	2,100	0.20		3 SAMPATH	3,138	88.30		7	
S M B LEASING[X.0000]	100	0.30		SAMPATH	5,206	88.40		2	
S M B LEASING[X.0000]	800,000	0.20		1 SAMPATH	300	88.30		1	
S M B LEASING[X.0000]	101	0.30		1 SAMPATH	9,778	88.50		6	
S M B LEASING[X.0000]	200,000	0.20		1 SAMPATH	700	88.60		4	
S M B LEASING[X.0000]	20,000	0.30		2 SAMPATH	450	88.70		2	
S M B LEASING[X.0000]	20,000	0.30		SAMPATH	4,100	88.60		5	
SAMPATH	6,497	89.90		1 SAMPATH	360	88.70		3	
SAMPATH	67,503	90.00		SAMPATH	922	88.70		1	
SAMPATH	2,770	89.90		1 SAMPATH	1,699	88.70		1	
SAMPATH	315	89.80		7 SAMPATH	504	88.80		3	
SAMPATH	485	89.70		SAMPATH	1,500	88.90		3	
SAMPATH	1,472	89.60		21 SAMPATH	100	88.80		1	
SAMPATH	1,886	89.50		3 SAMPATH	112	88.90		2	
SAMPATH	100	89.40		2 SAMPATH	24,123	89.00		10	
SAMPATH	700	89.40		3 SAMPATH	985	88.80		4	
SAMPATH	2,726	89.10		10 SAMPATH	985	88.80		4	
SAMPATH	8,529	89.10		8 SAMPATH	3,200	89.00		8	
SAMPATH	31,471	89.00		8 SAMPATH	6,509	88.80		12	
SAMPATH	30,510	89.00		1 SAMPATH	263	88.80		1	
SAMPATH	1,005	88.90		2 SAMPATH	1,050	88.80		6	
SAMPATH	1,392	88.70		8 SAMPATH	1,950	88.70		1	
SAMPATH	300	88.90		3 SAMPATH	1,950	88.70		1	
SAMPATH	200	88.80		8 SAMPATH	4,187	88.90		4	
SAMPATH	4,555	88.70		8 SAMPATH	10,874	89.00		9	
SAMPATH	3,406	88.80		11 SAMPATH	200	88.80		1	
SAMPATH	1,249	88.70		3 SAMPATH	200	88.90		1	
SAMPATH	1,210	88.60		4 SAMPATH	3,584	89.00		3	
SAMPATH	1,123	88.50		2 SAMPATH	650	88.90		5	
SAMPATH	1,000	88.30		2 SAMPATH	505	88.80		2	
SAMPATH	1,253	88.40		2 SAMPATH	200	88.90		1	
SAMPATH	300	88.40		10 SAMPATH	200	88.90		1	
SAMPATH	900	88.50		3 SAMPATH	500	88.80		1	
SAMPATH	252	88.40		3 SAMPATH	1,650	88.90		3	
SAMPATH	972	88.40		6 SAMPATH	1,650	88.90		3	
SAMPATH	1,200	88.50		8 SAMPATH	7,000	89.00		2	
SAMPATH	2,870	88.40		8 SAMPATH	1,000	88.90		1	
SAMPATH	3,873	88.40		7 SAMPATH	1,000	88.90		1	
SAMPATH	2,600	88.30		2 SAMPATH	12,592	89.00		4	
SAMPATH	70,853	88.40		4 SAMPATH	1,832	88.90		2	
SAMPATH	3,761	88.50		2 SAMPATH	2,262	89.10		5	
SAMPATH	1,000	88.60		2 SAMPATH	150	89.00		1	
SAMPATH	3,250	88.50		2 SAMPATH	138	89.10		1	
SAMPATH	900	88.60		2 SAMPATH	5,020	89.30		3	
				7 SAMPATH	112	89.10		1	
				3 SAMPATH	112	89.10		1	
				9 SAMPATH	2,368	89.00		1	
				9 SAMPATH	750	89.40		3	
				9 SAMPATH	100	89.30		1	
				10 SAMPATH	100	89.30		1	
				2 SAMPATH	355	89.40		3	
				11 SAMPATH	600	89.10		2	
				1 SAMPATH	100	89.40		1	
				6 SAMPATH	207	89.10		2	
				3 SAMPATH	653	89.40		3	



Share Prices and Trends 06-11-2024

கொட்குத் துலு து துலுதது / துங்கு துலுலகன் துற்றுதும் துலுக்குகன்

MAIN BOARD					MAIN BOARD				
Security சுருதுதலுத் தடுணுதுங்கன்	Qty தடுதடுதடு அளவு	Price தடு தடுலு	(+)	(-)Trds தடுதடுதடு தடுதுதடுதடு	Security சுருதுதலுத் தடுணுதுங்கன்	Qty தடுதடுதடு அளவு	Price தடு தடுலு	(+)	(-)Trds தடுதடுதடு தடுதுதடுதடு
SAMPATH	100	89.10			1 SEYLAN BANK	993	54.40		1
SAMPATH	2,155	89.40			6 SEYLAN BANK	1,153	54.50		3
SAMPATH	128,557	89.10			18 SEYLAN BANK	5,114	54.50		7
SAMPATH	250	89.40			1 SEYLAN BANK	209	54.50		2
SAMPATH	150	89.40			2 SEYLAN	5,068	41.70		4
SAMPATH	2,449	89.10			4 BANK[X.0000]				
SAMPATH	14,651	89.00			3 SEYLAN	16,588	41.20		8
SAMPATH	810	89.50			3 BANK[X.0000]				
SAMPATH	200	89.30			1 SEYLAN	460	41.50		1
SAMPATH	2,425	89.10			1 BANK[X.0000]				
SAMPATH	572	89.00			7 SEYLAN	1,027	41.10		3
SAMPATH	100	89.30			1 BANK[X.0000]				
SAMPATH	2,000	89.00			1 SEYLAN	6,280	41.00		10
SAMPATH	200	89.30			1 BANK[X.0000]				
SAMPATH	200	89.30			3 SEYLAN	2,500	41.10		3
SAMPATH	500	89.40			1 BANK[X.0000]				
SAMPATH	29,340	89.50			1 SEYLAN	1,752	41.10		2
SAMPATH	634	89.30			5 BANK[X.0000]				
SAMPATH	128	89.50			2 SEYLAN	28,096	41.00		10
SAMPATH	1,860	89.50			2 BANK[X.0000]				
SAMPATH	300	89.60			2 SEYLAN	39,648	41.10		1
SAMPATH	2,768	89.60			1 BANK[X.0000]				
SAMPATH	1,285	89.70			7 SEYLAN	400	41.20		1
SAMPATH	6,007	89.80			7 BANK[X.0000]				
SAMPATH	6,000	89.90			12 SEYLAN	595	41.50		1
SAMPATH	18,000	89.80			5 BANK[X.0000]				
SAMPATH	1,000	89.80	0.10		8 SEYLAN	2,050	41.20		3
SANASA DEV . BANK	100	33.40			8 BANK[X.0000]				
SANASA DEV . BANK	254	33.30			1 SEYLAN	570	41.10		3
SANASA DEV . BANK	100	33.00			1 BANK[X.0000]				
SANASA DEV . BANK	203	33.10			3 SEYLAN	3,500	41.50		2
SANASA DEV . BANK	1,399	33.00			1 BANK[X.0000]				
SANASA DEV . BANK	3,709	32.80			1 SEYLAN	650	41.30		3
SANASA DEV . BANK	2,599	32.70			2 BANK[X.0000]				
SANASA DEV . BANK	8,868	33.00			2 SEYLAN	850	41.20	1.00	1
SANASA DEV . BANK	10,000	33.10			2 BANK[X.0000]				
SANASA DEV . BANK	5,000	33.00			2 SEYLAN DEVTS	15,000	16.70		4
SANASA DEV . BANK	23,971	33.10			7 SEYLAN DEVTS	31,822	16.40		6
SANASA DEV . BANK	531	33.30			4 SIERRA CABL	1,000	9.90		1
SANASA DEV . BANK	1,465	33.10			2 SIERRA CABL	12,305	9.80		10
SANASA DEV . BANK	120	33.40	0.40		6 SIERRA CABL	5,000	9.70		3
SARVODAYA DEVFIN	15,003	15.10			3 SIERRA CABL	1,000	9.80		1
SARVODAYA DEVFIN	150	15.40	0.40		3 SIERRA CABL	100	9.90		1
SEYLAN BANK	1,845	54.50			1 SIERRA CABL	8,400	9.80		9
SEYLAN BANK	10,761	54.70			17 SIERRA CABL	11,236	9.90		9
SEYLAN BANK	3,186	54.50			1 SIERRA CABL	51,000	10.00		15
SEYLAN BANK	1,544	54.60			2 SIERRA CABL	1,400	9.90		1
SEYLAN BANK	215	54.80			3 SIERRA CABL	1,490	10.00		1
SEYLAN BANK	1,292	54.90			2 SIERRA CABL	750	9.90		1
SEYLAN BANK	5,949	55.00			1 SIERRA CABL	6,365	10.00		3
SEYLAN BANK	8,024	54.50			2 SIERRA CABL	1,100	9.90	0.10	1
SEYLAN BANK	125	54.40			2 SIGIRIYA VILLAGE	1,200	37.30		2
SEYLAN BANK	6,985	54.30			3 SIGIRIYA VILLAGE	300	37.20	0.70	1
SEYLAN BANK	16,233	54.00			8 SINGER FINANCE	345	17.40		1
SEYLAN BANK	5,234	54.30			1 SINGER FINANCE	3,849	17.50		3
SEYLAN BANK	1,008	54.10			6 SINGER FINANCE	8,189	17.40		1
SEYLAN BANK	2,766	54.30			14 SINGER FINANCE	1,500	17.50		2
					4 SINGER FINANCE	2,000	17.50		1
					4 SINGER FINANCE	3,042	17.60		2
					1 SINGER FINANCE	3,115	17.90		3

Share Prices and Trends 06-11-2024

கொட்கித் தீலு து துலிதது / பங்கு விலைகள் மற்றும் போக்குகள்

MAIN BOARD					MAIN BOARD				
Security சுர்ட்டுதீலுத் பிணையங்கள்	Qty தூதூதூ அளவு	Price தீலு விலை	(+)	(-)Trds தூதூதூ வியாபாரம்	Security சுர்ட்டுதீலுத் பிணையங்கள்	Qty தூதூதூ அளவு	Price தீலு விலை	(+)	(-)Trds தூதூதூ வியாபாரம்
SINGER FINANCE	267,432	18.00			50 TALAWAKELLE	200	127.00		3
SINGER FINANCE	210	18.10			3 TALAWAKELLE	471	127.00		2
SINGER FINANCE	10,000	18.00			1 TALAWAKELLE	1,865	127.75		7
SINGER FINANCE	100	18.10			1 TALAWAKELLE	1,244	127.50		2
SINGER FINANCE	50,500	18.00			2 TALAWAKELLE	200	128.25		2
SINGER FINANCE	200	18.10			3 TALAWAKELLE	740	127.50		2
SINGER FINANCE	37,823	18.00			14 TALAWAKELLE	2,744	128.50	1.50	11
SINGER FINANCE	100	18.10			1 TEA SMALLHOLDER	200	41.50		1
SINGER FINANCE	64,500	18.00	0.60		8 TEA SMALLHOLDER	200	41.00		1
SUNSHINE HOLDING	22,216	68.00			6 TEA SMALLHOLDER	100	40.60		3
SUNSHINE HOLDING	63,705	68.10			10 TEA SMALLHOLDER	105	40.50		2
SUNSHINE HOLDING	13,276	68.20			11 TEA SMALLHOLDER	300	40.40		1
SUNSHINE HOLDING	50,250	68.10			7 TEA SMALLHOLDER	750	40.30		2
SUNSHINE HOLDING	2,000	68.20			4 TEA SMALLHOLDER	1,724	40.10		1
SUNSHINE HOLDING	11,475	68.10			7 TEA SMALLHOLDER	1,051	40.00		5
SUNSHINE HOLDING	10,100	68.10			2 TEA SMALLHOLDER	1,100	40.00		3
SUNSHINE HOLDING	12,371	68.10	0.10		17 TEA SMALLHOLDER	120	40.10		1
SWISSTEK	100	28.50			1 TEA SMALLHOLDER	10,040	40.00	1.20	30
SWISSTEK	27,047	28.50			18 TEEJAY LANKA	147	42.10		2
SWISSTEK	2,000	28.40			4 TEEJAY LANKA	11,100	42.20		2
SWISSTEK	100	28.50			1 TEEJAY LANKA	37,354	42.10		7
SWISSTEK	17,000	28.20			9 TEEJAY LANKA	40,999	42.00		14
SWISSTEK	5,853	28.10			7 TEEJAY LANKA	15,000	42.00		6
SWISSTEK	20,897	28.00			13 TEEJAY LANKA	14,857	41.80		2
SWISSTEK	2,000	28.10			3 TEEJAY LANKA	250,000	42.00		2
SWISSTEK	18,053	28.10			4 TEEJAY LANKA	50,000	42.00		2
SWISSTEK	17,924	28.00			6 TEEJAY LANKA	5,262	41.80		5
SWISSTEK	2,065	28.40			4 TEEJAY LANKA	3,870	41.70		6
SWISSTEK	18,960	28.50			8 TEEJAY LANKA	13,284	41.50		5
SWISSTEK	3,621	28.00			2 TEEJAY LANKA	433	41.20		1
SWISSTEK	50,000	28.40			6 TEEJAY LANKA	260	41.50		1
SWISSTEK	3,000	28.30			1 TEEJAY LANKA	320	41.80		2
SWISSTEK	1,500	28.40			1 TEEJAY LANKA	102,696	41.90	0.20	9
SWISSTEK	44,275	28.50			4 THREE ACRE FARMS	432	301.00		6
SWISSTEK	34,628	28.60			7 THREE ACRE FARMS	205	300.00		2
SWISSTEK	500	28.70			1 THREE ACRE FARMS	5,198	300.00		7
SWISSTEK	25,170	28.80			6 THREE ACRE FARMS	500	301.00	0.25	1
SWISSTEK	41,337	28.90			5 TOKYO CEMENT	101	55.00		3
SWISSTEK	34,933	29.00			13 TOKYO CEMENT	1,000	55.20		1
SWISSTEK	2,011	29.00			5 TOKYO CEMENT	5,542	55.00		5
SWISSTEK	6,783	28.90			8 TOKYO CEMENT	500	55.50		1
SWISSTEK	13,600	28.90			4 TOKYO CEMENT	300	55.80		2
SWISSTEK	500	28.80			1 TOKYO CEMENT	950	55.50		6
SWISSTEK	9,717	28.90			3 TOKYO CEMENT	1,500	55.40		1
SWISSTEK	38,499	29.00			7 TOKYO CEMENT	120	55.00		1
SWISSTEK	7,684	29.10			3 TOKYO CEMENT	933	55.10		3
SWISSTEK	6,230	29.10			1 TOKYO CEMENT	935	55.20		2
SWISSTEK	4,221	29.20			10 TOKYO CEMENT	181	55.30		1
SWISSTEK	120	29.10			2 TOKYO CEMENT	100	55.40		1
TALAWAKELLE	325	130.75			2 TOKYO CEMENT	2,554	55.50		3
TALAWAKELLE	125	129.50			1 TOKYO CEMENT	220	55.00		2
TALAWAKELLE	1,000	130.00			1 TOKYO CEMENT	100	55.50		1
TALAWAKELLE	620	129.25			1 TOKYO CEMENT	8,770	55.00		8
TALAWAKELLE	170	128.75			2 TOKYO CEMENT	1,320	55.10		1
TALAWAKELLE	100	128.50			1 TOKYO CEMENT	36,090	55.00		20
TALAWAKELLE	865	128.00			5 TOKYO CEMENT	110	54.90		2

Share Prices and Trends 06-11-2024

கொட்பு துறை அமைச்சு / பங்கு விலைகள் மற்றும் போக்குகள்

MAIN BOARD					MAIN BOARD				
Security சுய்துறை பிணையங்கள்	Qty புள்ளி அளவு	Price மூல விலை	(+)	(-)Trds தெர வியாபாரம்	Security சுய்துறை பிணையங்கள்	Qty புள்ளி அளவு	Price மூல விலை	(+)	(-)Trds தெர வியாபாரம்
TOKYO CEMENT	100	54.80			1 VALLIBEL	8,638	9.70		3
TOKYO CEMENT	1,742	53.20			2 VALLIBEL	20,010	9.60		2
TOKYO CEMENT	1,815	53.30			1 VALLIBEL	1,500	9.70		2
TOKYO CEMENT	704	55.20			2 VALLIBEL	41,510	9.60		4
TOKYO CEMENT	200	53.60			1 VALLIBEL	3,551	9.70		3
TOKYO CEMENT	230	55.20			3 VALLIBEL	4,302	9.60		2
TOKYO CEMENT	4,341	54.00			5 VALLIBEL	3,510	9.70		6
TOKYO CEMENT	1,400	55.20			3 VALLIBEL	2,373	9.60		1
TOKYO CEMENT	100	55.00			1 VALLIBEL FINANCE	400	45.00		2
TOKYO CEMENT	200	55.20	0.70		1 VALLIBEL FINANCE	2,000	44.70		1
TOKYO CEMENT[X.0000]	15,500	46.50			8 VALLIBEL FINANCE	475	44.20		7
TOKYO CEMENT[X.0000]	949	46.40			VALLIBEL FINANCE	5,830	44.10		6
TOKYO CEMENT[X.0000]	5,000	46.50			5 VALLIBEL FINANCE	255	44.00		2
TOKYO CEMENT[X.0000]	869	46.10			VALLIBEL FINANCE	500	44.10		1
TOKYO CEMENT[X.0000]	25,607	46.00			2 VALLIBEL FINANCE	480	44.10		1
TOKYO CEMENT[X.0000]	4,000	46.30			4 VALLIBEL FINANCE	977	44.30		1
TOKYO CEMENT[X.0000]	3,000	46.20			VALLIBEL FINANCE	11,459	44.40		8
TOKYO CEMENT[X.0000]	1,000	46.10			9 VALLIBEL FINANCE	300	44.20		3
TOKYO CEMENT[X.0000]	4,000	46.00			VALLIBEL FINANCE	10,025	44.40	0.50	4
TOKYO CEMENT[X.0000]	3,000	46.20			5 WATAWALA	250	106.00		2
TOKYO CEMENT[X.0000]	1,000	46.10			WATAWALA	700	105.00		4
TOKYO CEMENT[X.0000]	4,000	46.00			5 WATAWALA	500	104.00		1
TOKYO CEMENT[X.0000]	3,069	46.10			1 WATAWALA	500	104.25		1
TOKYO CEMENT[X.0000]	5,000	46.20			WATAWALA	6,500	104.00		3
TOKYO CEMENT[X.0000]	850	46.30			1 WATAWALA	7,951	104.00		9
TOKYO CEMENT[X.0000]	8,081	46.50			WATAWALA	500	104.00		1
TOKYO CEMENT[X.0000]	1,344	46.20			1 WATAWALA	100	103.75		2
TOKYO CEMENT[X.0000]	1,000	46.50			WATAWALA	3,205	104.00		9
TOKYO CEMENT[X.0000]	3,131	46.30			1 WATAWALA	282	103.75		4
TOKYO CEMENT[X.0000]	5,016	46.70	0.20		2 WATAWALA	249	103.50		3
UNION BANK	101,553	10.00			WATAWALA	1,044	103.25		3
UNION BANK	84,000	10.00			6 WATAWALA	3,800	103.75		2
UNION BANK	10,500	9.90			WATAWALA	1,550	103.25		2
UNION BANK	13,014	9.90			1 WATAWALA	1,450	103.00		5
UNION BANK	140	10.00			WATAWALA	1,450	103.00		5
UNITED MOTORS	1,000	68.10			1 WATAWALA	172	103.50		3
UNITED MOTORS	200	67.80			1 WATAWALA	328	103.50		1
UNITED MOTORS	25,000	68.50	0.10		WATAWALA	328	103.50		1
VALLIBEL	275	9.70			3 WATAWALA	323	103.75		1
VALLIBEL	1,000	9.60			WATAWALA	8,456	104.00		5
VALLIBEL	2,533	9.70			3 WATAWALA	2,950	104.25		3
VALLIBEL	8,722	9.60			WATAWALA	850	104.50		3
VALLIBEL	651	9.80			4 WATAWALA	151	104.25		2
VALLIBEL	5,000	9.70			WATAWALA	155	104.00		2
VALLIBEL	250	9.80			4 WATAWALA	340	104.00		1
VALLIBEL	26,000	9.70			10 WATAWALA	110	104.50		2
					1 WATAWALA	139	104.25		3
					1 WATAWALA	850	104.50		3
					1 WATAWALA	100	104.50		1
					9 WATAWALA	1,275	104.25		3
					3 WATAWALA	100	104.50		1
					2 WATAWALA	2,635	104.25		3
					5 WATAWALA	2,100	104.50		1
					3 WATAWALA	310	104.75		2
					4 WATAWALA	988	104.75		4
					1 WATAWALA	200	104.75		1
					1 WATAWALA	800	104.50		1
					4 WATAWALA	327	104.75		4

**Share Prices and Trends 06-11-2024**

கொட்கித் தீலு து துலிதது / துங்கு துிலைகன் தற்றுதும் துுதுக்குகன்

MAIN BOARD					SECOND BOARD				
Security சுர்துதீதன் தடுணுதுங்கன்	Qty தடுதது அளவு	Price தீலு தலை	(+)	(-)Trds ததுதது தடுதுதடு	Security சுர்துதீதன் தடுணுதுங்கன்	Qty தடுதது அளவு	Price தீலு தலை	(+)	(-)Trds ததுதது தடுதுதடு
WATAWALA	2,872	104.50			1 DIALOG FINANCE	3,000	42.30		3
WATAWALA	11,589	105.00		1.00	8 DIALOG FINANCE	1,000	42.20		1
WINDFORCE	4,882	21.80			5 DIALOG FINANCE	1,666	42.00		2
WINDFORCE	128	21.70			2 DIALOG FINANCE	200	40.20		1
WINDFORCE	20,575	21.60			8 DIALOG FINANCE	600	40.10		2
WINDFORCE	3,500	21.50			2 DIALOG FINANCE	1,042	40.00	2.30	1
WINDFORCE	8,922	21.40			6 DISTILLERIES	349	32.10		5
WINDFORCE	200	21.50			2 DISTILLERIES	250	32.30		1
WINDFORCE	514	21.30			5 DISTILLERIES	900	32.20		4
WINDFORCE	3,540	21.20			6 DISTILLERIES	250	32.30		1
WINDFORCE	290	21.10			2 DISTILLERIES	3,500	32.40		3
WINDFORCE	1,000	20.50			1 DISTILLERIES	150	32.50		1
WINDFORCE	500	20.50			1 DISTILLERIES	6,600	32.40		2
WINDFORCE	1,000	21.50			1 DISTILLERIES	500	32.50		1
WINDFORCE	251	21.40			2 DISTILLERIES	302	32.60		1
WINDFORCE	5,000	20.70			1 DISTILLERIES	14,710	32.50		2
WINDFORCE	300	21.30			2 DISTILLERIES	100	32.30		1
WINDFORCE	2,201	21.40			1 DISTILLERIES	200	32.40		1
WINDFORCE	3,000	20.80			1 DISTILLERIES	1,510	32.20		10
WINDFORCE	520	21.40			3 DISTILLERIES	1,050	32.10		2
WINDFORCE	500	21.20			1 DISTILLERIES	32,620	32.00		16
WINDFORCE	500	21.10			1 DISTILLERIES	995	31.90		1
hSENIID BIZ	851	11.70			5 DISTILLERIES	161	32.00		2
hSENIID BIZ	501	11.60			2 DISTILLERIES	100	31.90		1
hSENIID BIZ	9,499	11.50			2 DISTILLERIES	4,000	32.00		3
hSENIID BIZ	505	11.60			3 DISTILLERIES	2,120	31.90		1
hSENIID BIZ	19,480	11.50			10 DISTILLERIES	1,015	32.00		3
hSENIID BIZ	4,093	11.50			5 DISTILLERIES	15,000	31.90		7
hSENIID BIZ	10,205	11.70			5 DISTILLERIES	2,475	32.00		1
hSENIID BIZ	2,795	11.60			3 DISTILLERIES	495	31.90		3
hSENIID BIZ	500	11.70	0.10		1 DISTILLERIES	25,000	31.80		1
<b>Total Trades</b>					<b>12,554</b>				
தடு ததுதது / தடுதுதடு தடுதது					DISTILLERIES	100	31.70		1
					DISTILLERIES	33,513	32.00		10
					DISTILLERIES	205	32.10		1
					DISTILLERIES	252	31.90		2
					DISTILLERIES	159	32.10		2
					DISTILLERIES	300	31.80		2
					7 DISTILLERIES	1,305	31.90		5
					11 DISTILLERIES	5,000	32.00		1
					1 DISTILLERIES	13,258	32.10	0.80	3
					13 EDEN HOTEL LANKA	5,693	13.80		5
					3 EDEN HOTEL LANKA	6,200	13.80		9
					2 EDEN HOTEL LANKA	1,700	13.80	0.10	5
					1 HAPUGA STENNE	5,010	47.30		4
					1 HAPUGA STENNE	157	48.00		2
					31 HAPUGA STENNE	508	46.90		5
					18 HAPUGA STENNE	1,530	46.80		4
					1 HAPUGA STENNE	736	47.50		4
					2 HAPUGA STENNE	750	47.80		2
					2 HAPUGA STENNE	100	47.90		1
					1 HAPUGA STENNE	318	48.00		1
					1 HAPUGA STENNE	1,000	47.60	0.20	1
					2 JAT HOLDINGS	1,200	18.70		3
					3 JAT HOLDINGS	1,200	18.50		3
					2 JAT HOLDINGS	1,000	18.50		2
					2 JAT HOLDINGS	1,597	18.70		1

Share Prices and Trends 06-11-2024

கொட்கி துல னா னுலிணை / பங்கு விலைகள் மற்றும் போக்குகள்

SECOND BOARD					SECOND BOARD				
Security சுர்ட்டுதெல்த பிணையங்கள்	Qty னுலாணை அளவு	Price தூல விலை	(+)	(-)Trds தெடென வியாபாரம்	Security சுர்ட்டுதெல்த பிணையங்கள்	Qty னுலாணை அளவு	Price தூல விலை	(+)	(-)Trds தெடென வியாபாரம்
JAT HOLDINGS	10,403	18.90			4 ORIENT FINANCE	100	13.70		2
JAT HOLDINGS	200	18.80			3 ORIENT FINANCE	6,500	13.80		7
JAT HOLDINGS	7,000	18.50			3 ORIENT FINANCE	500	13.70		3
JAT HOLDINGS	2,250	18.50			4 ORIENT FINANCE	11,900	13.80		9
JAT HOLDINGS	8,803	18.50			5 ORIENT FINANCE	1,000	13.70		2
JAT HOLDINGS	1,095	18.60			4 ORIENT FINANCE	3,500	13.80		2
JAT HOLDINGS	100	18.50			1 ORIENT FINANCE	6,650	13.70		3
JAT HOLDINGS	5,125	18.60			2 ORIENT FINANCE	2,000	13.60		1
JAT HOLDINGS	1,000	18.50			1 ORIENT FINANCE	850	13.10		2
JAT HOLDINGS	5,400	18.60			3 ORIENT FINANCE	7,125	13.00		3
JAT HOLDINGS	5,010	18.50			4 ORIENT FINANCE	1,861	13.70		3
JAT HOLDINGS	1,055	18.60			4 ORIENT FINANCE	1,000	13.80		1
JAT HOLDINGS	140	18.50			2 ORIENT FINANCE	3,922	13.70		9
JAT HOLDINGS	1,180	18.60			3 ORIENT FINANCE	1,200	13.80		6
JAT HOLDINGS	105	18.80	0.10		2 PALM GARDEN HOTEL	202	43.00		4
KANDY HOTELS	100	8.00			1 PALM GARDEN HOTEL	220	42.20	0.10	1
KANDY HOTELS	897	7.80			2 SINGER SRI LANKA	1,030,000	19.50		1
KANDY HOTELS	2,393	8.00			2 SINGER SRI LANKA	30,100	19.20		3
KOTMALE HOLDINGS	100	370.50			1 SINGER SRI LANKA	178	19.30		1
KOTMALE HOLDINGS	101	360.00			2 SINGER SRI LANKA	150	19.40		2
KOTMALE HOLDINGS	269	370.00	40.00		6 SINGER SRI LANKA	30,105	19.50		9
LOLC FINANCE	5,000	6.30			3 SINGER SRI LANKA	250,000	19.40		4
LOLC FINANCE	500	6.20			1 SINGER SRI LANKA	181,173	19.50		12
LOLC FINANCE	2,000	6.30			2 SINGER SRI LANKA	4,000	19.40		1
LOLC FINANCE	100	6.20			1 SINGER SRI LANKA	234,200	19.50		19
LOLC FINANCE	1,002	6.30			2 SINGER SRI LANKA	800	19.40		2
LOLC FINANCE	400,000	6.20			1 SINGER SRI LANKA	34,007	19.50		11
LOLC FINANCE	500	6.30			1 SINGER SRI LANKA	625	19.40		1
LOLC FINANCE	27,000	6.20			3 SINGER SRI LANKA	256	19.50		2
LOLC FINANCE	104,551	6.20			9 SINGER SRI LANKA	1,762	19.40		2
LOLC FINANCE	342,405	6.20			39 SINGER SRI LANKA	171,704	19.50		18
LOLC FINANCE	1,000	6.10			1 SINGER SRI LANKA	10,000	19.40		11
LOLC FINANCE	7,500	6.20			1 SINGER SRI LANKA	31,867	19.50		11
LOLC FINANCE	600	6.10			1 SINGER SRI LANKA	15,387	19.40		11
LOLC FINANCE	209	6.20			4 SINGER SRI LANKA	1,200	19.50		1
LOLC FINANCE	10,000	6.10			4 SINGER SRI LANKA	1,000	19.40		2
LOLC FINANCE	100,000	6.20			4 SINGER SRI LANKA	100	19.50		1
LOLC FINANCE	7,500	6.10			1 SINGER SRI LANKA	1,500	19.40		4
LOLC FINANCE	31,573	6.20			10 SINGER SRI LANKA	530	19.50		1
LOLC FINANCE	8,202	6.10			2 SINGER SRI LANKA	1,184	19.40		2
LOLC FINANCE	20,030	6.20			5 SINGER SRI LANKA	35,448	19.50		6
LOLC FINANCE	20,000	6.10			3 SINGER SRI LANKA	53,723	19.60		8
LOLC FINANCE	52,002	6.20			6 SINGER SRI LANKA	37,402	19.70		10
LOLC FINANCE	3,681	6.10			1 SINGER SRI LANKA	1,115,799	19.80		13
LOLC FINANCE	5,000	6.10			1 SINGER SRI LANKA	45,568	19.90		9
LOLC FINANCE	239,306	6.20			13 SINGER SRI LANKA	326,245	20.00		33
LOLC FINANCE	3,000	6.10			1 SINGER SRI LANKA	6,150	20.10		3
LOLC FINANCE	73,253	6.20			10 SINGER SRI LANKA	192,908	20.30		14
LOLC FINANCE	5,600	6.20			4 SINGER SRI LANKA	5,500	20.20		2
LOLC FINANCE	381	6.30			2 SINGER SRI LANKA	56,586	20.30		9
LOLC FINANCE	27,400	6.20			2 SINGER SRI LANKA	1,500	20.30		2
MADULSIMA	2,998	11.50			2 SINGER SRI LANKA	7,000	20.10		2
MADULSIMA	2,000	11.50	0.10		2 SINGER SRI LANKA	93,000	20.00		8
ON'ALLY	400	25.00	0.60		1 SINGER SRI LANKA	1,850	20.30		2
ORIENT FINANCE	2,050	13.70			3 SINGER SRI LANKA	106,561	20.00		12
ORIENT FINANCE	1,000	13.80			1 SINGER SRI LANKA	24,999	20.30		10

**Share Prices and Trends 06-11-2024**

கொட்சே தீலை அல்லைநை / பாங்கு விலைகள் ஡ற்றும் ஃபோக்குகள்

SECOND BOARD					EMPOWER BOARD					
Security சுர்குதீலை பிணையங்கள்	Qty அளவு	Price தீலை விலை	(+)	(-)Trds தலை வியாபாரம்	Security சுர்குதீலை பிணையங்கள்	Qty அளவு	Price தீலை விலை	(+)	(-)Trds தலை வியாபாரம்	
SINGER SRI LANKA	17,501	20.40			5 CHRISSWORLD	500	9.60	0.10	1	
SINGER SRI LANKA	5,000	20.20			3 EML CONSULTANTS	4,103	3.40		5	
SINGER SRI LANKA	260	20.30			2 EML CONSULTANTS	505	3.50	0.10	2	
SINGER SRI LANKA	190	20.40			1 MAHARAJA FOODS	5,000	5.30		6	
SINGER SRI LANKA	100	20.40			1 MAHARAJA FOODS	1,000	5.50		2	
SINGER SRI LANKA	1,372	20.30			1 MAHARAJA FOODS	500	5.40		1	
SINGER SRI LANKA	36,000	20.40			7					
SINGER SRI LANKA	300	20.30			1					
SINGER SRI LANKA	115	20.20			2					
SINGER SRI LANKA	500	20.40			1					
SINGER SRI LANKA	5,010	20.30			3					
SINGER SRI LANKA	32,320	20.40			18					
SINGER SRI LANKA	7,515	20.30			3	AGARAPATANA	2,001	8.70		3
SINGER SRI LANKA	48,731	20.40			8	AGARAPATANA	191,007	8.60		23
SINGER SRI LANKA	3,000	20.40			5	AGARAPATANA	10,000	8.50		4
SINGER SRI LANKA	135,547	20.50			26	AGARAPATANA	209	8.60		2
SINGER SRI LANKA	200	20.40			1	AGARAPATANA	3,500	8.50		1
SINGER SRI LANKA	121,178	20.50	1.20		16	AGARAPATANA	29,641	8.60		4
SLT	850	67.70			3	AGARAPATANA	501	8.50		1
SLT	1,152	67.60			2	AGARAPATANA	610	8.60		2
SLT	450	67.60			1	AGARAPATANA	201,375	8.60		10
SLT	500	67.80			1	AGARAPATANA	10,217	8.70		10
SLT	812	67.60			9	AGARAPATANA	25,370	8.60		3
SLT	460	67.50			5	AGSTAR PLC	9,576	7.90		4
SLT	100	67.40			1	AGSTAR PLC	2,000	8.00		2
SLT	170	67.30			4	AGSTAR PLC	1,000	7.90		1
SLT	1,000	67.20			1	AGSTAR PLC	1,000	8.00		1
SLT	5,305	67.10			3	AGSTAR PLC	6,300	8.00		5
SLT	30,983	67.00			13	AGSTAR PLC	23,550	8.00		10
SLT	1,412	66.90			3	AGSTAR PLC	1,000	8.00		1
SLT	1,040	66.80			9	AGSTAR PLC	5,000	8.00		1
SLT	400	66.80			2	AGSTAR PLC	2,000	7.90		1
SLT	26,542	67.00			2	AGSTAR PLC	7,500	8.00		3
SLT	300	66.90			3	AGSTAR PLC	7,000	8.00		2
SLT	3,510	68.00			7	AGSTAR PLC	10,700	8.00		2
SLT	6,741	68.00	0.20		3	AGSTAR PLC	510	8.10	0.20	2
SOFTLOGIC FIN	500	6.10			1	ALUMEX PLC	9,765	11.00		10
SOFTLOGIC FIN	2,000	6.00			1	ALUMEX PLC	8,510	10.90		11
SOFTLOGIC FIN	2,500	5.80			3	ALUMEX PLC	750	11.00		1
TRANS ASIA	2,693	40.00			4	ALUMEX PLC	200	10.90		3
UDAPUSSELLAWA	202	110.00			2	ALUMEX PLC	24,750	11.00		6
UDAPUSSELLAWA	100	109.00			1	ALUMEX PLC	19,193	11.10		4
UDAPUSSELLAWA	8,420	105.50			27	ALUMEX PLC	40,057	11.20		1
UDAPUSSELLAWA	1,042	108.75			4	ALUMEX PLC	550	11.10		1
UDAPUSSELLAWA	158	105.50			1	ALUMEX PLC	293,483	11.00		21
UDAPUSSELLAWA	100	109.00			2	AMANA TAKAFUL	356	11.00		1
UDAPUSSELLAWA	950	105.75			2	AMANA TAKAFUL	1,000	11.10		1
<b>Total Trades</b>					1,030					
					மீல் தனுதேனு / வியாபார ஡ுலாத்தம்					
EMPOWER BOARD					EMPOWER BOARD					
Security சுர்குதீலை பிணையங்கள்	Qty அளவு	Price தீலை விலை	(+)	(-)Trds தலை வியாபாரம்	Security சுர்குதீலை பிணையங்கள்	Qty அளவு	Price தீலை விலை	(+)	(-)Trds தலை வியாபாரம்	
ALPHA FIRE	10,000	7.00			AMANA TAKAFUL	2,306	11.20	0.30	3	
CHRISSWORLD	1,575	9.40			AMBEON CAPITAL	10,071	13.60		3	
CHRISSWORLD	2,000	9.30			AMBEON CAPITAL	100,105	14.00		3	
					AMBEON CAPITAL	46,501	13.90	0.10	10	
					1 AMBEON HOLDINGS	788	38.30		4	
					2 AMBEON HOLDINGS	3,230	38.40	0.40	3	
					3 AMF CO LTD	5,700	29.00		6	

Share Prices and Trends 06-11-2024

கொடுக்க தீர்வு / பங்கு விலைகள் மற்றும் போக்குகள்

DIRI SAVI BOARD					DIRI SAVI BOARD				
Security சுய்தீர்வு பிணையங்கள்	Qty புள்ளி அளவு	Price தீர்வு விலை	(+)	(-)Trds தீர்வு வியாபாரம்	Security சுய்தீர்வு பிணையங்கள்	Qty புள்ளி அளவு	Price தீர்வு விலை	(+)	(-)Trds தீர்வு வியாபாரம்
AMF CO LTD	2,850	29.00			6 BROWNS INV STMNTS	49,499	5.90		3
AMF CO LTD	100	29.30			5 BROWNS INV STMNTS	501	5.90		2
AMF CO LTD	200	29.10			2 BROWNS INV STMNTS	8,550	5.80		4
AMF CO LTD	250	29.30			1 BROWNS INV STMNTS	500	5.90		1
AMF CO LTD	16,800	29.10			4 BROWNS INV STMNTS	250,000	5.80		37
AMF CO LTD	3,861	29.00			4 BROWNS INV STMNTS	317	5.90		3
AMF CO LTD	970	29.40			3 BROWNS INV STMNTS	6,000	5.80		1
AMF CO LTD	6,887	29.00			6 BROWNS INV STMNTS	191	5.90		2
AMF CO LTD	9,000	28.90			3 BROWNS INV STMNTS	150,165	5.80		8
AMF CO LTD	2,000	28.80			1 BROWNS INV STMNTS	107	5.90		2
AMF CO LTD	2,000	28.90			2 BROWNS INV STMNTS	6,012	5.80		3
AMF CO LTD	13,000	28.80			1 BROWNS INV STMNTS	11,080	5.90		4
AMF CO LTD	1,000	28.70			2 BROWNS INV STMNTS	142,650	5.80		6
AMF CO LTD	3,072	28.90			4 BROWNS INV STMNTS	1,000,000	5.90		14
AMF CO LTD	840	28.90			5 BROWNS INV STMNTS	74,000	5.80		2
AMF CO LTD	2,853	28.90			4 BROWNS INV STMNTS	2,030,145	5.90		32
AMF CO LTD	2,042	28.80			3 BROWNS INV STMNTS	29,563	5.80		2
AMF CO LTD	37,958	28.70			5 BROWNS INV STMNTS	88,183	5.90		18
AMF CO LTD	147	28.90			2 BROWNS INV STMNTS	33,500	5.80		4
AMF CO LTD	70,112	29.00			6 BROWNS INV STMNTS	712	5.90		4
ASIA SIYAKA	38,726	4.70			10 BROWNS INV STMNTS	1,452,365	5.80		54
BANSEI RESORTS	1,740	13.50			2 BROWNS INV STMNTS	3,062	5.90		4
BANSEI RESORTS	3,135	13.60			2 C T LAND	7,500	23.50		2
BANSEI RESORTS	2,542	13.70			2 C.W.MACKIE	102	96.50		3
BANSEI RESORTS	1,000	13.80			1 C.W.MACKIE	104	96.20		4
BANSEI RESORTS	5,560	13.90			4 C.W.MACKIE	6,523	96.00		3
BANSEI RESORTS	1,500	13.50			2 C.W.MACKIE	1,069	95.60	0.10	2
BANSEI RESORTS	113	13.80	0.30		3 CABLE SOLUTIONS	4,133	9.00		6
BERUWALA RESORTS	419,913	2.80			4 CABLE SOLUTIONS	20,950	9.10		4
BERUWALA RESORTS	14,400	2.90			CABLE SOLUTIONS	30,705	9.00		8
BERUWALA RESORTS	2,081	2.80			5 CABLE SOLUTIONS	7,250	9.10		5
BERUWALA RESORTS	136	2.90			1 CABLE SOLUTIONS	19,767	9.20		5
BERUWALA RESORTS	349,206	2.80			CABLE SOLUTIONS	15,003	9.10	0.10	3
BERUWALA RESORTS	1,000	2.70			2 CALT	2,338	43.60		8
BERUWALA RESORTS	16,680	2.80			CALT	2,759	43.50		9
BOGALA GRAPHITE	2,272	51.50			9 CALT	4,500	43.40		7
BOGALA GRAPHITE	831	51.30			CALT	2,500	43.50		3
BOGALA GRAPHITE	7,035	51.20			1 CALT	5,150	43.40		18
BPPL HOLDINGS	330	18.60	0.10		7 CALT	500	43.50		1
BROWNS	201	110.75			CALT	11,317	43.40		13
BROWNS	230	111.00			12 CALT	10,562	43.30		10
BROWNS	100	110.75			6 CALT	4,600	43.20		11
BROWNS	396	111.00			2 CALT	5,550	43.10		6
BROWNS	455	112.00			2 CALT	55,931	43.00		37
BROWNS	1,000	111.00			3 CALT	1,915	43.50		3
BROWNS INV STMNTS	8,745	6.00			8 CALT	3,000	43.40		1
BROWNS INV STMNTS	183,120	5.90			5 CALT	20,000	43.00		2
BROWNS INV STMNTS	30,000	5.80			2 CALT	15,000	43.10		2
BROWNS INV STMNTS	23,680	5.90			1 CALT	305	43.00		1
BROWNS INV STMNTS	320	5.80			3 CALT	5,070	43.10		6
BROWNS INV STMNTS	4,200	5.80			6 CALT	27,714	43.00		23
					9 CALT	1,080	43.10		1
					3 CALT	1,400	43.20		1
					10 CALT	1,920	43.40		1
					2 CALT	72,101	43.50		28
					2 CALT	3,994	43.60		7

Share Prices and Trends 06-11-2024

கொட்கு துலு து துலுதலு / துதலு துலுலகலு துதலு துலுலகலு

DIRI SAVI BOARD					DIRI SAVI BOARD				
Security சுருதலுதலு தலுலுயலுதலு	Qty தலுலுதலு அலுலு	Price தலு தலுலு	(+)	(-)Trds தலுதலு தலுலுயலுதலு	Security சுருதலுதலு தலுலுயலுதலு	Qty தலுலுதலு அலுலு	Price தலு தலுலு	(+)	(-)Trds தலுதலு தலுலுயலுதலு
CALT	246	43.80	0.30		5 COM.CREDIT	490	41.10		2
CEYLON TEA BRKRS	19,665	4.90			6 COM.CREDIT	590	41.40		3
CIT	120	106.00		0.25	1 COM.CREDIT	200	41.30		1
CITRUS HIKKA DUWA	100,160	3.50			15 COM.CREDIT	6,950	41.40		6
CITRUS HIKKA DUWA	13,975	3.50			2 COM.CREDIT	674,438	41.50		1
CITRUS HIKKA DUWA	100	3.60			1 COM.CREDIT	2,383	41.40		2
CITRUS HIKKA DUWA	47,426	3.50			10 COM.CREDIT	8,346	41.50		4
CITRUS HIKKA DUWA	1,000	3.60			1 COM.CREDIT	2,082	41.40		4
CITRUS HIKKA DUWA	106,279	3.50			7 COM.CREDIT	4,850	41.50		3
CITRUS HIKKA DUWA	302	3.60			3 COM.CREDIT	200	41.60		1
CITRUS HIKKA DUWA	48,401	3.50			17 COM.CREDIT	10,200	41.50		6
CITRUS HIKKA DUWA	7,050	3.40			1 COM.CREDIT	150	41.40		1
CITRUS HIKKA DUWA	4,909	3.50			1 COM.CREDIT	16,565	41.50		12
CITRUS HIKKA DUWA	2,638	3.60	0.10		5 COM.CREDIT	2,000	41.60		1
CITRUS	50,210	2.00			12 COM.CREDIT	4,636	41.50		1
WASKA DUWA					COM.CREDIT	4,000	41.40		3
CITRUS	600	2.10			2 COM.CREDIT	63,866	41.50		16
WASKA DUWA					COM.CREDIT	10,100	41.60		5
CITRUS	10,000	2.00			1 COM.CREDIT	39,402	41.50		8
WASKA DUWA					4 COM.CREDIT	38,400	41.70	0.60	6
CITRUS	5,480	2.10			COOP INSURANCE	684,530	2.70		12
WASKA DUWA					1 COOP INSURANCE	15,750	2.70		2
CITRUS	5,200	2.00			COOP INSURANCE	5,001	2.70		2
WASKA DUWA					10 COOP INSURANCE	7,000	2.70		2
CITRUS	131,125	2.00			3 COOP INSURANCE	5,530	2.80		3
WASKA DUWA					COOP INSURANCE	15,000	2.70		2
CITRUS	13,000	2.10			3 COOP INSURANCE	351	2.80		3
WASKA DUWA					COOP INSURANCE	2,000	2.70		1
CITRUS	32,000	2.00			5 COOP INSURANCE	443	2.80	0.10	4
WASKA DUWA					2 DILMA H CEYLON	172	1,069.75		2
COM.CREDIT	2,001	42.30			2 E - CHANNELLING	2,049	13.90	0.10	5
COM.CREDIT	550	41.70			1 ELPITIYA	200	109.50		2
COM.CREDIT	100	41.80			5 ELPITIYA	285	109.00		1
COM.CREDIT	1,415	41.70			7 ELPITIYA	250	110.00		1
COM.CREDIT	3,152	41.60			1 ELPITIYA	197	109.25		4
COM.CREDIT	8,400	41.50			3 ELPITIYA	1,023	109.00		6
COM.CREDIT	300	41.60			1 ELPITIYA	1,599	110.00		5
COM.CREDIT	2,427	41.50			3 ELPITIYA	259	110.50		2
COM.CREDIT	300	41.60			1 ELPITIYA	639	108.50		6
COM.CREDIT	4,968	41.50			1 ELPITIYA	160	108.25		3
COM.CREDIT	290	41.60			2 ELPITIYA	475	108.00		2
COM.CREDIT	225	41.50			3 ELPITIYA	3,643	108.00	2.25	6
COM.CREDIT	400	41.30			4 FC TREA SURIES	376	23.70		4
COM.CREDIT	3,190	41.20			2 FC TREA SURIES	10,505	23.50		33
COM.CREDIT	1,775	41.50			3 FC TREA SURIES	10,200	23.70		4
COM.CREDIT	290	41.60			4 FC TREA SURIES	2,177	23.50		6
COM.CREDIT	17,273	41.60			5 FC TREA SURIES	1,038	23.80		3
COM.CREDIT	520	41.70			6 FC TREA SURIES	2,500	23.50		7
COM.CREDIT	10,200	41.40			1 FC TREA SURIES	598	23.70		1
COM.CREDIT	520	41.70			4 FC TREA SURIES	1,950	23.40		2
COM.CREDIT	3,113	41.30			7 FC TREA SURIES	3,112	23.50		11
COM.CREDIT	6,887	41.20			14 FC TREA SURIES	5,001	23.70		2
COM.CREDIT	1,000	41.50			4 FC TREA SURIES	937	23.60		3
COM.CREDIT	9,229	41.30			1 FC TREA SURIES	15,850	23.50	0.10	16
COM.CREDIT	21,242	41.20			10 FIRST CAPITAL	145	29.50		3
COM.CREDIT	13,758	41.10			3 FIRST CAPITAL	461	29.00		3
COM.CREDIT	2,900	41.20							
COM.CREDIT	5,000	41.10							
COM.CREDIT	11,088	41.10							
COM.CREDIT	700	41.00							



**Share Prices and Trends 06-11-2024**

கொட்கு துல து துலதது / துதது துலததுகள் துததுதது துலததுதது

DIRI SAVI BOARD					DIRI SAVI BOARD				
Security சுருததுதது ததுலததுதது	Qty ததுலதது அளவு	Price தது ததுல	(+)	(-)Trds ததுதது ததுலதது	Security சுருததுதது ததுலததுதது	Qty ததுலதது அளவு	Price தது ததுல	(+)	(-)Trds ததுதது ததுலதது
FIRST CAPITAL	100	28.90			2 HATTON	1,650	28.50		4
FIRST CAPITAL	1,590	29.10			1 HATTON	800	28.30		1
FIRST CAPITAL	800	29.20			5 HATTON	104	28.50		1
FIRST CAPITAL	8,510	29.10			8 HATTON	5,700	28.30		5
FIRST CAPITAL	2,000	29.00			7 HATTON	250	28.40		1
FIRST CAPITAL	140	29.10			1 HATTON	2,000	28.10		1
FIRST CAPITAL	860	29.20			2 HATTON	2,000	28.00		3
FIRST CAPITAL	5,055	28.90			5 HNB FINANCE	100	5.60		1
FIRST CAPITAL	8,945	28.80			7 HNB FINANCE	1,875	5.70		1
FIRST CAPITAL	1,000	29.20			3 HNB FINANCE	1,000	5.60		1
FIRST CAPITAL	2,553	28.90			4 HNB FINANCE	5,498	5.60	0.10	10
FIRST CAPITAL	5,532	28.80			14 HNB FINANCE[X.0000]	5,001	5.40	0.10	3
FIRST CAPITAL	3,775	28.70			6 HVA FOODS	11,610	3.10		3
FIRST CAPITAL	683	28.60			2 HVA FOODS	11,875	3.20		1
FIRST CAPITAL	406	28.70			5 HVA FOODS	4,517	3.10		2
FIRST CAPITAL	7,594	28.60			8 HVA FOODS	4,114	3.20	0.10	4
FIRST CAPITAL	140	29.20			1 JANA SHAKTHI INS.	4,997	47.50		2
FIRST CAPITAL	5,000	28.70			2 JANA SHAKTHI INS.	1,003	47.00		3
FIRST CAPITAL	6,323	28.60			8 JANA SHAKTHI INS.	2,070	46.60		8
FIRST CAPITAL	5,676	28.50			6 JANA SHAKTHI INS.	15,495	46.60		13
FIRST CAPITAL	900	28.60			4 JANA SHAKTHI INS.	12,860	46.60		13
FIRST CAPITAL	19,101	28.50			19 JANA SHAKTHI INS.	9,138	46.50		8
FIRST CAPITAL	6,069	29.30			7 JANA SHAKTHI INS.	638	46.60		1
FIRST CAPITAL	81,207	29.00			10 JANA SHAKTHI INS.	6,000	46.50		2
FIRST CAPITAL	10,518	29.30			3 JANA SHAKTHI INS.	501	46.80		3
FIRST CAPITAL	6,350	29.50			4 JANA SHAKTHI INS.	800	46.90		2
FORTRESS RESORTS	25,015	22.30			3 JANA SHAKTHI INS.	6,050	46.50		4
FORTRESS RESORTS	7,396	22.20			8 JANA SHAKTHI INS.	4,047	47.00		4
FORTRESS RESORTS	2,600	22.10			4 JANA SHAKTHI INS.	3,175	46.60		12
GALADARI	125	16.00			2 JANA SHAKTHI INS.	9,000	46.60		6
GALADARI	1,000	15.80			1 JANA SHAKTHI INS.	208	46.70		2
GALADARI	100,000	15.70			2 JANA SHAKTHI INS.	5,000	46.60		4
GALADARI	17,669	15.50			6 JANA SHAKTHI INS.	250	46.60		1
GALADARI	1,750	15.60	0.20		2 JANA SHAKTHI INS.	3,302	46.70		5
GREENTECH ENERGY	200	2.10			2 JANA SHAKTHI INS.	1,000	46.90		2
GREENTECH ENERGY	20,000	2.10			4 JANA SHAKTHI INS.	1,024	47.10		3
GREENTECH ENERGY	699	2.20	0.10		1 JANA SHAKTHI INS.	400	46.70	0.70	1
HATTON	4,500	27.60			8 JETWING SYMPHONY	1,399	9.50		3
HATTON	3,490	28.00			8 JETWING SYMPHONY	2,035	9.60		5
HATTON	300	28.20			1 JETWING SYMPHONY	1,000	9.40		1
HATTON	1,404	28.00			3 JETWING SYMPHONY	125	9.60		2
HATTON	1,400	27.80			2 JETWING SYMPHONY	14,000	9.40		3
HATTON	4,431	27.90			7 JETWING SYMPHONY	87,261	9.50		22
HATTON	3,156	28.00			4 JETWING SYMPHONY	488	9.60		2
HATTON	1,003	28.30			3 JETWING SYMPHONY	100	9.50		1
HATTON	3,652	28.40			5 JETWING SYMPHONY	220	9.50		2
HATTON	2,500	28.50			5 JOHN KEELLS	406	69.90		2
HATTON	500	28.40			1 JOHN KEELLS	416	70.00	0.10	6
HATTON	550	28.50			1 KAHAWATTE	2,531	19.00		1
HATTON	350	28.60			3 KAHAWATTE	10,204	18.90		4
HATTON	1,855	28.70			7 KAHAWATTE	1,220	18.80		2
HATTON	2,640	28.80			5 KAHAWATTE	5,794	18.60		3
HATTON	605	28.80			2 KAHAWATTE	1,100	18.90		1
HATTON	1,445	28.70			5 KAHAWATTE	4,000	18.80		5
HATTON	5,000	28.80			1 KAHAWATTE	900	18.90	0.70	1
HATTON	997	28.50			1 KEELLS HOTELS	6,932	17.20		7

Share Prices and Trends 06-11-2024

கொட்கித் திடு து துலிததை / பங்கு விலைகள் மற்றும் போக்குகள்

DIRI SAVI BOARD					DIRI SAVI BOARD				
Security சுர்ட்டுதில்த் பிணையங்கள்	Qty தூதாது அளவு	Price தில விலை	(+)	(-)Trds ததை வியாபாரம்	Security சுர்ட்டுதில்த் பிணையங்கள்	Qty தூதாது அளவு	Price தில விலை	(+)	(-)Trds ததை வியாபாரம்
KEELLS HOTELS	863	17.30		4	MASKELIYA	309	63.30		1
KEELLS HOTELS	28,648	17.20		11	MASKELIYA	495	63.00		1
KEELLS HOTELS	52,950	17.10		5	MASKELIYA	2,500	63.50		3
KEELLS HOTELS	132,944	17.00		27	MASKELIYA	2,420	64.00		2
KEELLS HOTELS	2,500	17.10		3	MASKELIYA	1,500	64.00		5
KEELLS HOTELS	1,000	17.00		1	MASKELIYA	6,652	63.50		5
KEELLS HOTELS	2,000	17.10		2	MASKELIYA	10,000	63.00		2
KEELLS HOTELS	70,000	17.00		12	MASKELIYA	348	63.50		2
KEELLS HOTELS	1,656	17.10		3	MASKELIYA	3,050	63.00		8
KEELLS HOTELS	1,388	17.00		1	MASKELIYA	1,000	63.50		2
KEELLS HOTELS	300	17.10		1	MASKELIYA	4,993	63.60		3
KEELLS HOTELS	1,350	17.00		1	MASKELIYA	501	63.90		2
KEELLS HOTELS	18,175	17.10	0.20	11	MASKELIYA	2,100	64.00		2
LANKEM CEYLON	2,200	73.00	0.90	2	MASKELIYA	499	63.90		1
LA UGFS POWER	1,500	11.30		7	MASKELIYA	2,564	63.60		8
LA UGFS POWER	149	10.70		2	MASKELIYA	2,786	63.10		3
LA UGFS POWER	1,000	11.40	0.30	1	MASKELIYA	5,100	63.00		5
LA UGFS POWER[X.0000]	64,200	8.10		14	MASKELIYA	10,400	63.80		4
LA UGFS POWER[X.0000]	503	8.50		3	MASKELIYA	3,706	63.90		5
LA UGFS POWER[X.0000]	5,600	8.50		5	MASKELIYA	28,550	64.00		36
LA UGFS POWER[X.0000]	150	8.00	0.70	1	MASKELIYA	508	64.10		3
LA UGFS POWER[X.0000]				5	MASKELIYA	600	64.20		3
LCB FINANCE PLC	1,643	2.20		1	MASKELIYA	4,334	64.50		5
LCB FINANCE PLC	10,000	2.30		1	MASKELIYA	3,975	64.50		8
LCB FINANCE PLC	4,000	2.20		5	MASKELIYA	2,100	64.30		1
LCB FINANCE PLC	2,400	2.30		1	MASKELIYA	273	64.50		5
LCB FINANCE PLC	20,000	2.20		6	MASKELIYA	1,250	64.10		2
LCB FINANCE PLC	470	2.30		2	MASKELIYA	22,750	64.00		5
LCB FINANCE PLC	4,000	2.20		3	MASKELIYA	4,990	64.40		2
LCB FINANCE PLC	244	2.20		3	MASKELIYA	10,250	64.50		9
LIGHTHOUSE HOTEL	480	47.20	0.30	1	MASKELIYA	502	64.40		2
LOLC GENERAL INS	1,100	6.20		2	MASKELIYA	500	64.70	1.80	1
LOLC GENERAL INS	37,214	6.10		2	MERCHANT BANK	100	5.60		1
LOLC GENERAL INS	7,500	6.20		6	MERCHANT BANK	2,900	5.50		7
LOLC GENERAL INS	44,948	6.10		2	MERCHANT BANK	2,775	5.50		4
LOLC GENERAL INS	2,900	6.10		7	MERCHANT BANK	3,000	5.40		2
LOLC GENERAL INS	150	6.20		4	MERCHANT BANK	1,675	5.50		3
LOLC GENERAL INS	5,000	6.10		1	OVERSEAS REALTY	17,056	18.20		13
LOLC GENERAL INS	863	6.20	0.10	4	PEGA SUS HOTELS	590	30.20		3
LOTUS HYDRO	340	11.70		2	PEGA SUS HOTELS	530	30.10		4
LOTUS HYDRO	2,053	11.50	0.20	3	PEGA SUS HOTELS	100,021	30.00	1.00	11
LUMINEX	752	6.60	0.20	2	PEOPLE'S MERCH	3,650	5.60		1
MAHA WELI COCONUT	712	31.00		6	PEOPLE'S MERCH	28,830	5.50	0.20	5
MAHA WELI COCONUT	400	31.00		1	PRIMERESIDENCIES	1,152	8.90		4
MAHA WELI COCONUT	147	30.90		3	PRIMERESIDENCIES	71,187	8.80		11
MAHA WELI COCONUT	6,000	31.00	0.10	2	PRIMERESIDENCIES	6,000	8.90		3
MARAWILA RESORTS	206,940	4.40		10	PRIMERESIDENCIES	2,683	8.80		2
MARAWILA RESORTS	1,000	4.30		1	PRIMERESIDENCIES	30,125	8.90		6
MARAWILA RESORTS	20,000	4.30		6	PRIMERESIDENCIES	10,000	8.80		1
MARAWILA RESORTS	300	4.40		1	PRIMERESIDENCIES	165	8.90		1
MASKELIYA	1,056	63.00		5	PRIMERESIDENCIES	6,617	8.80		3
MASKELIYA	1,225	63.50		5	PRIMERESIDENCIES	25,749	8.90		10
MASKELIYA	785	64.00		2	PRIMERESIDENCIES	7,001	9.00		6
MASKELIYA	440	63.90		1	PRIMERESIDENCIES	26,261	8.90		2
				2	PRIMERESIDENCIES	6,279	8.80		3
				1	PRIMERESIDENCIES	20,000	8.90		2

Share Prices and Trends 06-11-2024

கொட்கு இல வு ப்ரவீணை / பங்கு விலைகள் மற்றும் போக்குகள்

DIRI SAVI BOARD					DIRI SAVI BOARD				
Security சுய்துமீபு பிணையங்கள்	Qty புமூணை அளவு	Price மீல விலை	(+)	(-)Trds தெடெ வியாபாரம்	Security சுய்துமீபு பிணையங்கள்	Qty புமூணை அளவு	Price மீல விலை	(+)	(-)Trds தெடெ வியாபாரம்
RAIGAM SALTERNS	1,166	6.60			2 TESS AGRO[X.0000]	20,150	0.70		2
RAIGAM SALTERNS	48,933	6.50			3 TESS AGRO[X.0000]	22,899	0.70		1
RAIGAM SALTERNS	2,010	6.70			2 UB FINANCE	100	0.60		1
RAIGAM SALTERNS	400	6.60			5 UB FINANCE	11,472	0.70		7
RAIGAM SALTERNS	26,000	6.60			4 UB FINANCE	2,526	0.60		1
RAIGAM SALTERNS	200	6.60			1 UNION ASSURANCE	100	52.20		1
RENUKA HOTELS	120	100.25			3 UNION ASSURANCE	1,762	52.00		4
RICH PIERIS EXP	100	394.00			1 UNION ASSURANCE	2,250	51.60		5
ROYAL PALMS	240	29.10			1 UNION ASSURANCE	106	51.50		1
ROYAL PALMS	115	28.90			2 UNION ASSURANCE	1,281	51.50		8
ROYAL PALMS	185	28.80			1 UNION ASSURANCE	4,575	51.20		6
ROYAL PALMS	500	28.70			1 UNION ASSURANCE	43,144	51.10		2
ROYAL PALMS	2,300	28.60			3 UNION ASSURANCE	1,123	51.10		11
ROYAL PALMS	10,000	28.30			4 UNION ASSURANCE	8,959	51.00		14
ROYAL PALMS	1,125	28.40			4 UNION ASSURANCE	1,035	50.90		3
ROYAL PALMS	2,100	28.30			3 UNION ASSURANCE	354	51.00		2
ROYAL PALMS	419	28.50			3 UNION ASSURANCE	100	50.90		1
ROYAL PALMS	800	29.00		1.00	1 UNION ASSURANCE	1,324	51.00		5
SATHOSA MOTORS	100	292.00 XD			1 UNION ASSURANCE	515	50.90		3
SERENDIB HOTELS	600	15.60			2 UNION ASSURANCE	588	50.30		8
SERENDIB HOTELS	4,235	15.50			3 UNION ASSURANCE	39,985	50.20		1
SERENDIB HOTELS	3,669	15.10			2 UNION ASSURANCE	131	51.00		4
SERENDIB HOTELS[X.0000]	2,250	10.00			5 UNION ASSURANCE	782	50.20		6
SINGHE HOSPITALS	3,099	2.30			UNION ASSURANCE	3,378	50.20		2
SINGHE HOSPITALS	16,000	2.40			3 UNION ASSURANCE	620	50.10		6
SINGHE HOSPITALS	10,000	2.50			5 UNION ASSURANCE	982	50.00		1
SINGHE HOSPITALS	3,900	2.30			1 UNION ASSURANCE	4,990	50.00		8
SINGHE HOSPITALS	55,000	2.60	0.10		1 UNION ASSURANCE	1,471	50.00		1
Softlogic Life	216	63.50			6 UNION ASSURANCE	1,000	50.10		5
Softlogic Life	1,539	63.00			3 UNION ASSURANCE	2,225	50.10		3
Softlogic Life	284	63.50			1 UNION ASSURANCE	2,044	50.30		1
Softlogic Life	850	63.90			2 UNION ASSURANCE	1,037	50.20		2
Softlogic Life	11,181	64.00			4 UNION ASSURANCE	3,142	50.00		10
Softlogic Life	105	63.10			8 UNION ASSURANCE	100	49.90		1
Softlogic Life	6,000	63.00			2 UNION ASSURANCE	55,495	49.50		6
Softlogic Life	305	63.10			3 UNION ASSURANCE	1,000	50.00		1
Softlogic Life	719	63.10			2 UNION ASSURANCE	1,000	50.00		1
Softlogic Life	231	63.10			2 UNION ASSURANCE	2,000	50.90		2
Softlogic Life	14,769	63.00			2 UNION ASSURANCE	500	50.10		1
Softlogic Life	2,559	63.00			5 UNION ASSURANCE	101	50.00		2
Softlogic Life	100	62.70			3 UNION ASSURANCE	550	49.90		3
Softlogic Life	309	62.80			2 UNION ASSURANCE	1,000	49.80		1
Softlogic Life	520	63.00			1 UNION ASSURANCE	5,855	49.50		9
Softlogic Life	208	62.80			2 UNION ASSURANCE	1,500	49.90		3
Softlogic Life	407	62.60			2 UNION ASSURANCE	500	49.40		1
Softlogic Life	134	62.50			3 UNION ASSURANCE	300	49.30		1
Softlogic Life	451	62.90			1 UNION ASSURANCE	215	49.20		4
Softlogic Life	500	63.00		0.40	2 UNION ASSURANCE	23,985	49.10		9
TAL LANKA	302	18.10			2 UNION ASSURANCE	1,802	49.30		3
TAL LANKA	102	18.00			4 UNION ASSURANCE	360	49.20		3
TAL LANKA	1,091	18.20		0.40	2 UNION ASSURANCE	1,333	49.10		1
TESS AGRO	1,603	1.10			2 UNION ASSURANCE	990	50.40		1
TESS AGRO	101	1.00			5 UNION ASSURANCE	325	50.50		3
TESS AGRO	102,000	1.00			2 UNION ASSURANCE	1,050	50.40		4
TESS AGRO	15,000	1.00		0.10	1 UNION ASSURANCE	5,184	50.50	2.00	4
					1 VALLIBEL ONE	153	54.60		4

**Share Prices and Trends 06-11-2024**

கொட்கி இல நா ப்ரலிணை / பங்கு விலைகள் மற்றும் போக்துகள்

DIRI SAVI BOARD					WATCH LIST				
Security சூய்குமேல்த் பிணையங்கள்	Qty புமூகூய அளவு	Price மீல விலை	(+)	(-)Trds கைடேன வியாபாரம்	Security சூய்குமேல்த் பிணையங்கள்	Qty புமூகூய அளவு	Price மீல விலை	(+)	(-)Trds கைடேன வியாபாரம்
VALLIBEL ONE	2,257	54.40			9 ASIA CAPITAL	1,055	3.40		3
VALLIBEL ONE	5,015	54.10			4 ASIA CAPITAL	2,545	3.30	0.20	3
VALLIBEL ONE	5,000	54.00			4 ASIRI	2,062	23.20		3
VALLIBEL ONE	1,550	54.00			1 ASIRI	3,138	23.10		3
VALLIBEL ONE	300	54.40			1 ASIRI	110	23.30		2
VALLIBEL ONE	1,011	54.20			4 ASIRI SURG	30,000	11.50		7
VALLIBEL ONE	10,804	54.00			2 ASIRI SURG	170	11.20		1
VALLIBEL ONE	1,000	54.00			1 ASIRI SURG	45,400	11.40		3
VALLIBEL ONE	28,775	54.00			19 ASIRI SURG	300	11.50		2
VALLIBEL ONE	1,000	54.20			1 ASIRI SURG	10,660	11.40		7
VALLIBEL ONE	16,402	54.00			10 BLUE DIAMONDS	4,000	0.30		1
VALLIBEL ONE	1,851	54.00			2 BLUE DIAMONDS	109	0.40	0.10	3
VALLIBEL ONE	7,000	54.20			2 BLUE	4,699	0.20	0.10	3
VALLIBEL ONE	3,030	54.10			4 DIAMONDS[X.0000]				
VALLIBEL ONE	5,000	54.30			4 BROWNS BEACH	105	14.60		5
VALLIBEL ONE	1,000	54.20			1 BROWNS BEACH	105	14.00		2
VALLIBEL ONE	2,001	54.10			3 BROWNS BEACH	500	13.90		1
VALLIBEL ONE	187,110	54.00			28 BROWNS BEACH	501	13.80		2
VALLIBEL ONE	900	54.20			1 BROWNS BEACH	2,819	13.70		2
VALLIBEL ONE	100	54.30			1 DOCKYARD	1,215	45.00		2
VALLIBEL ONE	40,000	54.00			6 DOCKYARD	31,671	44.00		11
VALLIBEL ONE	29,924	54.20			3 DOCKYARD	345	43.80	0.20	2
VALLIBEL ONE	2,042	54.30			1 HUNA S HOLDINGS	600	27.80		3
VALLIBEL ONE	400,000	54.50			1 HUNA S HOLDINGS	200	27.90		2
VALLIBEL ONE	50,000	54.00			5 HUNA S HOLDINGS	159	27.90		3
VALLIBEL ONE	5,100	54.30			2 HUNA S HOLDINGS	900	27.80		2
VALLIBEL ONE	5,000	54.10			1 HUNA S HOLDINGS	100	27.90		2
VALLIBEL ONE	45,000	54.00			2 HUNA S HOLDINGS	1,000	26.80		1
VALLIBEL ONE	12,058	54.30			1 HUNA S HOLDINGS	800	27.90	0.10	3
VALLIBEL ONE	2,266	54.40			4 MILLENNIUM HOUSE	5,260	2.80		7
VALLIBEL ONE	5,400	54.50			5 NATION LANKA	38,100	0.20		5
VALLIBEL ONE	1,688	54.80			2 NATION LANKA	20,501	0.30		3
VALLIBEL ONE	21,410	55.00			7 NATION LANKA	100,001	0.20		3
VALLIBEL ONE	2,000	55.40			1 NATION LANKA	113,000	0.30		7
VALLIBEL ONE	300	55.00			3 NATION LANKA	3,800	0.20		2
VALLIBEL ONE	100	55.30			2 NATION LANKA	100	0.20		1
VALLIBEL ONE	5,470	55.00			2 SOFTLOGIC	2,799	7.30		4
VALLIBEL ONE	1,327	54.60			2 SOFTLOGIC	500,000	7.50		7
VALLIBEL ONE	6,000	54.50			4 SOFTLOGIC	8,001	7.40		2
VALLIBEL ONE	1,673	54.60			5 SOFTLOGIC	511,999	7.40		12
VIDULLANKA	149	13.90			5 SOFTLOGIC	1,031	7.50		3
VIDULLANKA	1,030	13.80			5 SOFTLOGIC	1,000,000	7.40		4
VIDULLANKA	358	13.80			3 SOFTLOGIC	45,100	7.50		2
VIDULLANKA	1,337	13.90			7 SOFTLOGIC	15,000	7.40		1
VIDULLANKA[X.0000]	8,475	10.00			17 SOFTLOGIC CAP	125,000	6.50		15
VIDULLANKA[X.0000]	1,000	10.10			1 SOFTLOGIC CAP	64,000	6.50		9
VIDULLANKA[X.0000]	3,757	10.00			12 SOFTLOGIC CAP	195,217	6.40		17
VIDULLANKA[X.0000]	9,426	9.90	0.20		8 SOFTLOGIC CAP	1,501	6.30		2
					SOFTLOGIC CAP	1,586	6.40		3
					SOFTLOGIC CAP	192,682	6.30		29
					SOFTLOGIC CAP	48,001	6.30		12
					SOFTLOGIC CAP	66,402	6.40		11
					SOFTLOGIC CAP	1,000	6.50		1
					SOFTLOGIC CAP	19,000	6.40		8
ACME	5,102	4.90	0.10		4 SOFTLOGIC CAP	2,000	6.40		2
ASIA CAPITAL	3,310	3.30			3 SOFTLOGIC CAP	111,435	6.30		8

**Total Trades 2,828**  
இலி கைடேன / வியாபார மொத்தம்

WATCH LIST				
Security சூய்குமேல்த் பிணையங்கள்	Qty புமூகூய அளவு	Price மீல விலை	(+)	(-)Trds கைடேன வியாபாரம்
ACME	5,102	4.90	0.10	
ASIA CAPITAL	3,310	3.30		

**Share Prices and Trends 06-11-2024**

கொட்கித் தீலு து துல்துத / துங்கு துல்துகள் துற்றும் துதாக்குகள்

**WATCH LIST**

Security சுல்துதீலுத் தடுதயங்குள்	Qty தடுதய அளவு	Price தீலு தலை	(+)	(-)Trds தடுதய தடுதய
---	----------------------	----------------------	-----	---------------------------

SOFTLOGIC CAP 7,597 6.40 6

**Total Trades 277**

தீலு தடுதய / தடுதய தடுதய

**Crossings**

சுல்துதீலுத் தடுதய தடுதய / சந்திப்புக்கள்

Company Name சுல்துதீலுத் தடுதய கம்பனி தடுதய	Quantity தடுதய அளவு	Price தீலு தலை	Turnover தடுதய தடுதய
HNB	200,000	228.00	45,600,000.00
HNB	110,000	228.00	25,080,000.00
HNB	119,000	228.00	27,132,000.00
JKH	2,000,000	21.30	42,600,000.00
HNB	100,000	228.00	22,800,000.00
DIPPED PRODUCTS	925,000	39.00	36,075,000.00
HNB	100,000	228.00	22,800,000.00
HNB	225,000	228.00	51,300,000.00
HNB	275,000	228.00	62,700,000.00
HNB	100,000	228.00	22,800,000.00
SINGER SRI LANKA	1,030,000	19.50	20,085,000.00
PGP GLASS	2,500,000	30.00	75,000,000.00
VALLIBEL ONE	400,000	54.50	21,800,000.00
HNB	500,000	228.00	114,000,000.00
HNB	100,000	228.00	22,800,000.00
HNB	200,000	228.00	45,600,000.00
COMMERCIAL BANK	200,000	116.00	23,200,000.00
COM.CREDIT	674,438	41.50	27,989,177.00
HAYLEYS FABRIC	500,000	50.00	25,000,000.00
HAYLEYS FABRIC	400,000	51.00	20,400,000.00
JKH	2,000,000	21.20	42,400,000.00
SINGER SRI LANKA	1,100,000	19.80	21,780,000.00
JKH	4,000,000	20.90	83,600,000.00
JKH	2,000,000	20.90	41,800,000.00

**All or None(AON)**

AON தடுதய / தடுதய

Company Name சுல்துதீலுத் தடுதய கம்பனி தடுதய	Quantity தடுதய அளவு	Price தீலு தலை	Turnover தடுதய தடுதய
--	---------------------------	----------------------	----------------------------

**OTC Trades**

Debenture Code Quantity Repo Transaction Value Rs

**Holdings in CDS**

தடுதய தடுதய / தடுதய தடுதய

	Quantity தடுதய அளவு	Market Value (Rs.) தடுதய தடுதய தடுதய தடுதய
Total தடுதய / தடுதய	191,794,152,960	4,631,598,533,372
Domestic தடுதய / தடுதய	156,427,491,068	3,527,764,847,880
Foreign தடுதய / தடுதய	35,366,661,892	1,103,833,685,491

**DEBT MARKET**

செலாவணியை / கடன் சந்தை

**Corporate Debt**

கூட்டுகை கடன் / தனியார்துறை கடன்

	<b>Today</b> ஈடு இன்று	<b>Prv.Day</b> பூர்வ தின முன்னைய தினம்
		25-OCT-2024
<b>Value of Turnover(Rs.)</b> செலாவணியை வரிசைமை புரள்வின் பெறுமதி	<b>0</b>	8,161,683
<b>Volume of Turnover (No.)</b> செலாவணியை பரிமாணம் புரள்வின் அளவு	<b>0</b>	85,000
<b>Trades (No.)</b> தொழில் பரிமாணம் வியாபாரம்	<b>0</b>	1

**Govt. Securities**

செலாவணியை  
அரசு பரிமாணங்கள்

	<b>Today</b> ஈடு இன்று	<b>Prv.Day</b> பூர்வ தின முன்னைய தினம்
		09-JUL-2012
<b>Value of Turnover(Rs.)</b> செலாவணியை வரிசைமை புரள்வின் பெறுமதி	<b>0</b>	3,000,086
<b>Volume of Turnover (No.)</b> செலாவணியை பரிமாணம் புரள்வின் அளவு	<b>0</b>	3,325,200
<b>Trades (No.)</b> தொழில் பரிமாணம் வியாபாரம்	<b>0</b>	1

**Government Securities Traded on 06-11-2024**

தனது கட்டுமானப் பணிகளை மேற்கொள்ளும் / வியாபாரம் செய்யப்பட்ட அரசு கடன் பிணையங்கள்

Board பலகை	Security பிணையங்கள்	Traded Price (Rs.) வியாபார விலை	Traded Yield பிணைய அளவு	Traded Quantity ** வியாபார அளவு	Transaction Value வியாபாரப் பெறுமதி	Issued Date வழங்கப்பட்ட திகதி	Maturity Date முதிர்வு திகதி
---------------	------------------------	------------------------------------	----------------------------	------------------------------------	--	----------------------------------	---------------------------------

**Corporate Debt Securities Traded on 06-11-2024**

தனது கட்டுமானப் பணிகளை மேற்கொள்ளும் / வியாபாரம் செய்யப்பட்ட நிறுவனங்களின் கடன் பிணையங்கள்

Board பலகை	Security பிணையங்கள்	Traded Price (Rs.) வியாபார விலை	Traded Yield பிணைய அளவு	Traded Quantity ** வியாபார அளவு	Transaction Value வியாபாரப் பெறுமதி	Issued Date வழங்கப்பட்ட திகதி	Maturity Date முதிர்வு திகதி
---------------	------------------------	------------------------------------	----------------------------	------------------------------------	--	----------------------------------	---------------------------------

## GICS Industry Group Statistics

GICS කර්මාන්ත සමූහයන්හි සංඛ්‍යා දත්ත

GICS තுறைන් தொகுதி புள்ளிவிபரங்கள்

Industry Group	Market Capitalization	Turnover		Trades (No.)		PER	PBV	DY	Securities Traded	Securities Listed
කර්මාන්ත සමූහය	වෙළෙඳපොළ ප්‍රාග්ධනීකරණය	පිරිවැටුම	පුරුණු	ගනුදෙනු	මිල ඉපයුම්	මිල පොත් අගයෙහි අනුපාතය	මිල පොත් අගයෙහි අනුපාතය	ලාභාංශ ඵලදායී	ගනුදෙනු වූ සුරැකුම්පත්	ලැයිස්තුගත සුරැකුම්පත්
තුறைන් தொகுதி	சந்தை முதலாக்கம்	Value	Volume (No.)	வியாபாரம்	விலை உழைப்பு	விலை விக	விலை புத்தகப் பெறுமதி	பங்குலாப விளைவு	வியாபாரம் நிறைவுற்ற கம்பனிகள்	பட்டியல் படுத்தப்பட்ட கம்பனிகள்
Automobiles & Components	6,005,880,000	115,554.50	1,549	13	5.10	.84	6.69	1	1	
Banks	610,339,206,461	802,140,608.15	7,697,393	2,386	4.76	.61	3.06	17	17	
Capital Goods	828,789,042,779	1,458,675,233.35	65,013,474	5,800	17.98	.93	2.75	27	31	
Commercial & Professional Services	5,326,369,467	378,495.00	11,749	25	8.90	.57	3.38	3	7	
Consumer Durables & Apparel	97,248,002,251	137,460,325.50	3,260,481	476	14.21	1.28	3.00	11	12	
Consumer Services	219,221,103,377	28,409,248.70	2,792,718	783	N/A	.95	.12	35	37	
Diversified Financials	712,737,320,914	133,015,504.95	10,203,986	1,908	6.09	.86	4.67	38	44	
Energy	73,061,544,101	9,469,887.75	85,581	145	4.97	.92	3.64	3	3	
Food & Staples Retailing	159,907,422,191	4,325,008.50	172,548	27	14.99	2.55	3.93	4	4	
Food, Beverage & Tobacco	1,101,501,260,722	173,659,240.55	8,879,994	2,604	7.38	1.64	6.99	47	49	
Health Care Equipment & Services	62,534,179,712	1,815,647.30	212,938	112	10.72	1.11	.67	7	9	
Household & Personal Products	7,947,804,106	6,138.00	330	2	153.77	1.34	.70	1	2	
Insurance	151,174,383,171	32,559,474.70	2,080,770	717	5.54	.77	8.17	11	13	
Materials	201,935,775,580	237,254,678.20	6,875,718	1,251	6.63	1.12	5.15	22	23	
Real Estate Management & Development	53,188,509,338	3,552,899.25	320,524	144	6.73	.46	4.91	13	19	
Retailing	66,565,868,260	97,879,914.75	4,799,075	567	N/A	.74	1.84	13	14	
Software & Services	3,308,955,204	560,552.80	48,509	38	N/A	2.17	10.45	1	1	
Telecommunication Services	219,333,997,437	19,790,515.10	1,445,714	301	34.08	1.41	5.04	2	2	
Transportation	17,005,318,688	23,942,817.10	491,099	454	N/A	.15	40.01	3	3	
Utilities	63,696,994,036	24,504,726.20	3,042,992	506	11.04	1.37	5.59	10	10	



**Daily Movements Equity on 06th November 2024**

දෛනික වෙනස්වීම් - කොටස් / நாளாந்த உரிமைப்பங்கு அசைவுகள்

Company Name	Closing Price	Last Traded Price	Last Traded Date	High	Low	Foreign Holding	Issued Quantity	Turnover	Indexed Market Cap	Qty in
සමාගමේ නම	ප්‍ර.ව.සා මිල	අවසන් ගනුදෙනු මිල	අවසන් ගනුදෙනු දින	උපරිම	අවම	විදේශීය තැන්පතු	නිකුත් කළ ප්‍රමාණය	පිරිවැටුම	දර්ශකගත වෙළඳපොල ප්‍රාග්ධනීකරණය	සී.ඩී.එස්. ප්‍රමාණය
கம்பனி பெயர்	எ.நி.ச விலை	இறுதி வியாபாரம்	இறுதி வியாபாரத்தின	உயர்வு	குறைவு	வெளிநாட்டு உடைமை	வழங்கிய பங்குகளின்	புரள்வு	பட்டியல் படுத்திய	சி.டி.எஸ் அளவு

**AUTOMOBILES & COMPONENTS**

**MAIN BOARD**

KELANI TYRES	74.70	75.00	06/11/24	75.00	74.20	768,120	80,400,000	115555	6,005,880,000	78,840,900
--------------	-------	-------	----------	-------	-------	---------	------------	--------	---------------	------------

**BANKS**

**MAIN BOARD**

AMANA BANK (+)	23.00	23.00	06/11/24	23.50	23.00	217,183,408	551,125,746	600029	12,675,892,158	494,940,711
CARGILLS BANK (+)	8.00	8.00	06/11/24	8.10	8.00	52,675,140	945,642,858	1208848	7,565,142,864	824,521,858
COMMERCIAL BANK (+)	115.50	115.50	06/11/24	117.00	115.00	272,826,349	1,514,719,206	112120707	174,950,068,293	1,506,939,822
COMMERCIAL BANK[X.0000] (+)	91.20	91.50	06/11/24	91.50	90.50	4,922,936	95,086,178	19277383	8,671,859,434	94,233,597
DFCC BANK PLC	82.30	82.80	06/11/24	83.80	81.00	58,703,750	432,658,011	4042223	35,607,754,305	429,978,651
HNB[X.0000] (+)	187.50	188.00	06/11/24	188.75	186.00	289,334	115,852,722	6289615	21,722,385,375	108,880,184
HNB (+)	227.50	227.00	06/11/24	228.00	226.50	38,053,135	455,968,474	491740116	103,732,827,835	451,782,622
HDFC (+)	35.00	35.00	06/11/24	36.00	35.00	9,428,393	64,710,520	168424	2,264,868,200	63,829,520
NAT. DEV. BANK (+)	85.00	85.00	06/11/24	86.00	82.70	74,613,105	415,513,426	9734636	35,318,641,210	413,714,678
NATIONS TRUST[X.0000] (+)	142.00	142.25	06/11/24	143.00	141.50	6,853,893	44,222,733	17742	6,279,628,086	44,220,406
NATIONS TRUST (+)	136.50	136.50	06/11/24	138.75	134.75	46,237,907	281,977,514	13822582	38,489,930,661	281,241,221
PAN ASIA (+)	26.20	26.20	06/11/24	26.40	25.70	89,354,939	442,561,629	72603666	11,595,114,680	431,475,821
SAMPATH (+)	89.50	89.80	06/11/24	90.00	88.30	65,218,597	1,172,700,760	58004033	104,956,718,020	1,151,914,459
SANASA DEV. BANK (+)	33.30	33.40	06/11/24	33.40	32.70	38,016,178	164,166,494	1929524	5,466,744,250	155,634,876
SEYLAN BANK[X.0000] (+)	41.40	41.20	06/11/24	41.90	41.00	15,349,966	330,410,398	4532705	13,678,990,477	327,981,352
SEYLAN BANK (+)	54.50	54.50	06/11/24	55.00	54.00	1,706,694	305,236,937	3958357	16,635,413,067	300,497,799
UNION BANK (+)	9.90	10.00	06/11/24	10.10	9.90	840,904,801	1,083,558,338	2090022	10,727,227,546	1,081,843,054

**CAPITAL GOODS**

**MAIN BOARD**

ACCESS ENG SL	26.10	26.10	06/11/24	26.30	25.90	4,889,118	1,000,000,000	60498155	26,100,000,000	999,510,560
ACL	93.40	93.50	06/11/24	93.90	92.00	7,514,690	239,574,720	33104723	22,376,278,848	234,939,383
AITKEN SPENCE	120.75	121.00	06/11/24	121.00	120.00	107,395,365	405,996,045	690302	49,024,022,434	404,571,375
CENTRAL IND.	114.00	114.00	06/11/24	117.00	114.00	107,699	24,195,193	22443006	2,758,252,002	23,986,216
E B CREASY	23.70	23.60	06/11/24	24.60	23.60	607,218	253,545,800	35006	6,009,035,460	250,584,400
HAYLEYS	104.00	104.00	06/11/24	104.75	103.00	20,920,495	750,000,000	10390204	78,000,000,000	655,734,270
HEMAS HOLDINGS	80.80	80.70	06/11/24	81.00	80.50	25,920,601	597,180,791	3691084	48,252,207,913	596,479,766
JKH	21.20	21.30	06/11/24	21.90	20.60	7,047,519,010	16,528,995,520	1224827250	350,414,705,024	6,460,030,990
KELANI CABLES	348.75	353.00	06/11/24	353.00	335.00	26,664	21,800,000	2233584	7,602,750,000	21,025,523
LANKA ASHOK	777.25	778.00	04/11/24	.00	.00	1,025,787	3,620,843	0	2,814,300,222	1,063,346
LANKA TILES	51.00	51.00	06/11/24	51.00	50.10	- 965,388	265,252,050	4937120	13,527,854,550	263,731,940
LANKA WALLTILE	49.80	49.60	06/11/24	50.50	49.60	- 322,507	273,000,000	1917808	13,595,400,000	266,570,269
LAXAPANA	17.10	17.10	06/11/24	17.20	17.00	44,215	66,224,939	74418	1,132,446,457	66,136,692
RENUKA HOLDINGS[X.0000]	12.00	12.00	05/11/24	.00	.00	2,237,994	24,201,719	0	290,420,628	24,199,386
RENUKA HOLDINGS	15.50	15.50	06/11/24	15.50	15.40	3,880,611	165,488,271	114292	2,565,068,201	165,458,019
RICHARD PIERIS	22.50	22.50	06/11/24	22.80	22.40	1,579,260,992	2,035,038,275	267475	45,788,361,188	1,978,652,855
ROYAL CERAMIC	32.20	32.30	06/11/24	32.90	32.10	11,164,997	1,107,893,840	24056062	35,674,181,648	1,095,003,410
SIERRA CABL	10.00	9.90	06/11/24	10.00	9.70	3,402,022	537,512,430	1005031	5,375,124,300	532,167,675
FORT LAND	29.00	29.00	06/11/24	29.90	29.00	979,454	240,000,000	145897	6,960,000,000	238,800,230

**SECOND BOARD**

OFFICE EQUIPMENT	98.20	98.20	05/11/24	.00	.00	127,800	833,560	0	81,855,592	773,570
------------------	-------	-------	----------	-----	-----	---------	---------	---	------------	---------

**EMPOWER BOARD**

ALPHA FIRE	7.00	7.00	06/11/24	7.00	7.00	394,007	37,950,000	70000	265,650,000	37,950,000
------------	------	------	----------	------	------	---------	------------	-------	-------------	------------

**DIRI SAVI BOARD**

BROWNS	111.00	110.50	06/11/24	112.00	110.25	5,815,884	212,625,000	281236	23,601,375,000	206,116,076
CABLE SOLUTIONS	9.10	9.10	06/11/24	9.20	9.00	163,554	470,666,600	888702	4,283,066,060	470,666,600
GREENTECH ENERGY	2.10	2.20	06/11/24	2.20	2.10	1,831,400	100,000,000	43960	210,000,000	100,000,000
LANKA CERAMIC	107.50	114.75	06/11/24	114.75	114.75	738	6,000,000	2295	645,000,000	5,818,611
LANKEM CEYLON	73.00	73.00	06/11/24	75.90	73.00	138,774	51,470,757	169204	3,757,365,261	51,078,488
LUMINEX	6.60	6.60	06/11/24	6.60	6.60	1,520	271,250,000	4963	1,790,250,000	271,250,000
VALLIBEL ONE	54.70	55.00	06/11/24	55.40	54.00	- 667,686	1,138,915,644	49844680	62,298,685,727	1,138,861,138

**Daily Movements Equity on 06th November 2024**

දෛනික වෙනස්වීම් - කොටස් / நாளாந்த உரிமைப்பங்கு அசைவுகள்

Company Name	Closing Price	Last Traded Price	Last Traded Date	High	Low	Foreign Holding	Issued Quantity	Turnover	Indexed Market Cap	Qty in
සමාගමේ නම	ප.ව.සා මිල	අවසන් ගනුදෙනු මිල	අවසන් ගනුදෙනු දින	උපරිම	අවම	විදේශීය තැන්පතු	නිකුත් කළ ප්‍රමාණය	පිරිවැටුම	දර්ශකගත වෙළඳපොළ ප්‍රාග්ධනීකරණය	සී.ඩී.එස්. ප්‍රමාණය
கம்பனி பெயர்	எ.நி.ச விலை	இறுதி வியாபாரம்	இறுதி வியாபாரத்தின	உயர்வு	குறைவு	வெளிநாட்டு உடைமை	வழங்கிய பங்குகளின்	புரள்வு	பட்டியல் படுத்திய	சி.டி.எஸ் அளவு

**CAPITAL GOODS**

**WATCH LIST**

DOCKYARD (+)	43.80	43.80	06/11/24	45.00	43.80	37,386,674	71,858,924	1463355	3,147,420,871	71,452,805
SERENDIB ENG.GRP (DS)	3.80	3.80	06/12/22	.00	.00	28,641,917	32,383,250	0	123,056,350	32,383,215
SOFTLOGIC[W.0000]		.00		.00	.00	47,637,432	121,628,862	0		121,628,862
SOFTLOGIC	7.40	7.40	06/11/24	7.50	7.30	445,138,027	1,395,257,979	15475423	10,324,909,045	1,395,257,979

**COMMERCIAL & PROFESSIONAL SERVICES**

**MAIN BOARD**

GESTETNER	95.60	95.50	06/11/24	96.10	95.50	1,537,617	2,657,812	98927	254,086,827	2,608,000
LAKE HOUSE PRIN.	195.00	182.00	05/11/24	.00	.00	- 7,324	2,937,245	0	572,762,775	2,735,604
PRINTCARE PLC	43.20	44.20	06/11/24	44.20	43.20	567,908	85,966,670	263850	3,713,760,144	82,190,335

**SECOND BOARD**

CEYLON PRINTERS	120.75	120.50	04/11/24	.00	.00	131,017	600,170	0	72,470,528	572,160
PARAGON	46.30	46.30	05/11/24	.00	.00	158,860	1,000,280	0	46,312,964	916,940

**EMPOWER BOARD**

EML CONSULTANTS (+)	3.50	3.50	06/11/24	3.50	3.40	240,353	90,900,000	15718	318,150,000	89,955,555
---------------------	------	------	----------	------	------	---------	------------	-------	-------------	------------

**WATCH LIST**

EXTERMINATORS	6.60	6.60	05/11/24	.00	.00	726,057	52,852,459	0	348,826,229	52,852,459
---------------	------	------	----------	-----	-----	---------	------------	---	-------------	------------

**CONSUMER DURABLES & APPAREL**

**MAIN BOARD**

ABANS	240.00	234.00	06/11/24	240.00	234.00	75,434	5,110,560	231299	1,226,534,400	4,936,067
DANKOTUWA PORCEL	21.40	21.40	06/11/24	21.50	20.60	2,190,610	162,552,920	176208	3,478,632,488	162,433,617
HAYLEYS FABRIC	51.10	51.00	06/11/24	51.60	49.50	11,529,479	415,481,776	103989134	21,231,118,754	415,075,366
HAYLEYS FIBRE	51.10	52.50	06/11/24	52.50	50.80	- 65,916	24,000,000	5188339	1,226,400,000	22,769,277
HELA	6.90	6.80	06/11/24	7.10	6.80	874,128,886	1,636,746,787	2565569	11,293,552,830	1,636,746,787
RADIANT GEMS	92.20	90.00	06/11/24	93.00	89.70	817,478	2,400,000	63629	221,280,000	1,470,966
TEEJAY LANKA	41.90	41.90	06/11/24	42.20	41.20	306,198,008	721,457,738	22904908	30,229,079,222	721,457,738

**DIRI SAVI BOARD**

AMBEON CAPITAL	13.90	13.90	06/11/24	14.00	13.60	97,078,512	1,002,724,815	2184813	13,937,874,929	1,002,716,958
AMBEON HOLDINGS	38.40	38.40	06/11/24	38.40	38.30	3,098,301	356,869,666	154212	13,703,795,174	355,994,700

**WATCH LIST**

BLUE DIAMONDS	.40	.40	06/11/24	.40	.30	337,542,427	699,524,300	1274	279,809,720	688,471,015
BLUE DIAMONDS[X.0000]	.20	.20	06/11/24	.20	.20	1,493,442	225,976,714	940	45,195,343	223,240,985
KELSEY (DS)	21.50	22.00	06/12/23	.00	.00	6,423	17,429,274	0	374,729,391	17,249,577

**CONSUMER SERVICES**

**MAIN BOARD**

A.SPEN.HOT.HOLD.	59.80	59.90	06/11/24	60.00	59.60	- 359,230	336,290,010	3497856	20,110,142,598	335,182,169
AHOT PROPERTIES	55.00	55.00	06/11/24	55.30	54.20	6,246,666	442,775,300	1461256	24,352,641,500	442,327,019
HOTELS CORP.	19.00	19.00	06/11/24	19.40	18.50	506,759	180,030,942	411164	3,420,587,898	178,817,480
CITRUS LEISURE	4.30	4.30	06/11/24	4.40	4.30	1,746,136	645,584,677	778041	2,776,014,111	645,504,605
DOLPHIN HOTELS	35.30	35.10	06/11/24	36.00	35.00	487,752	63,242,954	2041674	2,232,476,276	62,898,941
HAYLEYS LEISURE	21.50	22.00	06/11/24	22.20	21.50	375,968	107,989,958	1286742	2,321,784,097	107,611,328
HOTEL SIGIRIYA	49.00	48.90	06/11/24	49.10	48.90	296,904	17,577,000	109735	861,273,000	15,514,577
RENUKA CITY HOT.	361.25	379.00	06/11/24	379.00	352.75	44,676	7,000,000	23958	2,528,750,000	6,934,978
SIGIRIYA VILLAGE	37.20	37.20	06/11/24	37.30	37.20	34,100	9,000,000	55920	334,800,000	8,964,566
TANGERINE	59.40	59.70	05/11/24	.00	.00	21,704	20,000,000	0	1,188,000,000	19,352,894
KINGSBURY	10.10	10.10	06/11/24	10.20	10.10	292,705	484,000,000	173764	4,888,400,000	481,851,640

**SECOND BOARD**

EDEN HOTEL LANKA	13.80	13.80	06/11/24	14.00	13.80	1,583,610	1,584,000,000	187877	21,859,200,000	1,583,608,501
PALM GARDEN HOTEL	42.20	42.20	06/11/24	43.00	42.20	39,434	475,937,000	18478	20,084,541,400	475,261,221
KANDY HOTELS	8.00	8.20	06/11/24	8.20	7.80	69,457,451	754,309,253	27036	6,034,474,024	721,242,408
TRANS ASIA	40.00	40.00	06/11/24	40.00	40.00	79,123	200,000,000	107720	8,000,000,000	199,441,189

**DIRI SAVI BOARD**

BANSEI RESORTS	13.80	13.80	06/11/24	13.90	13.50	27,392,769	53,728,000	214204	741,446,400	53,728,000
----------------	-------	-------	----------	-------	-------	------------	------------	--------	-------------	------------

**Daily Movements Equity on 06th November 2024**

දෛනික වෙනස්වීම් - කොටස් / நாளாந்த உரிமைப்பங்கு அசைவுகள்

Company Name	Closing Price	Last Traded Price	Last Traded Date	High	Low	Foreign Holding	Issued Quantity	Turnover	Indexed Market Cap	Qty in
සමාගමේ නම	ප.ව.සා මිල	අවසන් ගනුදෙනු මිල	අවසන් ගනුදෙනු දින	උපරිම	අවම	විදේශීය තැන්පතු	නිකුත් කළ ප්‍රමාණය	පිරිවැටුම	දර්ශකගත වෙළඳපොල ප්‍රාග්ධනීකරණය	සී.ඩී.එස්. ප්‍රමාණය
கம்பனி பெயர்	எ.நி.ச விலை	இறுதி வியாபாரம்	இறுதி வியாபாரத்தின	உயர்வு	குறைவு	வெளிநாட்டு உடைமை	வழங்கிய பங்குகளின்	புரள்வு	பட்டியல் படுத்திய	சி.டி.எஸ் அளவு

**CONSUMER SERVICES**

**DIRI SAVI BOARD**

BERUWALA RESORTS	2.80	2.80	06/11/24	2.90	2.70	225,109	700,544,295	2250981	1,961,524,026	699,327,145
GALADARI (+)	15.60	15.60	06/11/24	16.00	15.50	430,368,247	500,829,564	1888970	7,812,941,198	474,392,771
CITRUS HIKKADUWA	3.50	3.60	06/11/24	3.60	3.40	2,691,946	542,663,531	1162709	1,899,322,359	506,306,974
JETWING SYMPHONY	9.50	9.50	06/11/24	9.60	9.40	108,964,098	602,188,559	1012462	5,720,791,311	497,070,057
KEELLS HOTELS	17.10	17.10	06/11/24	17.30	17.00	1,208,198	1,456,146,780	5468102	24,900,109,938	1,453,648,673
MAHAWELI REACH	13.70	14.30	06/11/24	14.40	13.40	33,957,203	47,066,447	2056	644,810,324	46,143,645
MARAWILA RESORTS	4.40	4.40	06/11/24	4.40	4.30	188,141	351,923,389	1002174	1,548,462,912	351,660,899
PEGASUS HOTELS	30.00	30.00	06/11/24	30.50	30.00	- 6,062	42,210,470	3035008	1,266,314,100	42,045,341
RAMBODA FALLS	27.60	28.40	06/11/24	28.40	28.40	13,268,431	20,000,000	284	552,000,000	19,993,400
RENUKA HOTELS	100.75	104.75	06/11/24	104.75	100.25	217,041	40,297,530	13182	4,059,976,148	38,992,505
ROYAL PALMS	28.50	29.00	06/11/24	29.10	28.30	2,629,790	50,000,000	505287	1,425,000,000	49,295,956
SERENDIB HOTELS	15.30	15.50	06/11/24	15.60	15.10	75,972,473	302,058,952	130420	4,621,501,966	285,508,401
SERENDIB HOTELS[X.0000]	10.00	10.30	06/11/24	10.30	10.00	28,754,630	144,044,224	22510	1,440,442,240	136,747,868
TAL LANKA	18.20	18.20	06/11/24	18.20	18.00	116,258,262	139,637,494	28372	2,541,402,391	136,013,608
LIGHTHOUSE HOTEL	47.20	47.20	06/11/24	49.30	46.90	149,331	46,000,000	29817	2,171,200,000	45,662,800
FORTRESS RESORTS	22.30	23.00	06/11/24	23.00	22.10	88,288	110,886,684	780071	2,472,773,053	110,783,506
NUWARA ELIYA	1,960.00	1,931.00	06/11/24	1,931.00	1,931.00	38,172	2,186,040	19310	4,284,638,400	2,139,990
CITRUS WASKADUWA	2.00	2.00	06/11/24	2.10	2.00	2,265,945	936,683,988	497144	1,873,367,976	936,683,628

**WATCH LIST**

ANILANA HOTELS (TS)	.90	1.00	29/04/22	.00	.00	1,055,409,227	1,281,320,814	0	1,153,188,733	1,278,782,925
BROWNS BEACH	13.80	14.60	06/11/24	14.60	13.70	- 1,751,750	129,600,000	56470	1,788,480,000	129,277,758
HUNAS HOLDINGS	27.50	27.90	06/11/24	27.90	26.80	11,801,210	849,030,000	108495	23,348,325,000	837,568,050

**DIVERSIFIED FINANCIALS**

**MAIN BOARD**

ALLIANCE	114.25	115.75	06/11/24	115.75	114.25	252,292	33,696,000	587832	3,849,768,000	32,520,306
ASIA ASSET	16.20	16.30	06/11/24	16.50	16.00	90,770,938	124,195,533	3011711	2,011,967,635	124,193,524
ASIA ASSET[P.0000]	19.00	17.40	06/11/24	17.40	17.40	39,687,849	41,398,511	348		41,398,445
CENTRAL FINANCE	122.75	123.25	06/11/24	123.50	122.00	34,876,822	227,354,462	5470482	27,907,760,211	219,996,481
CEYLON GUARDIAN	105.25	105.00	06/11/24	108.25	105.00	6,544,900	80,057,991	1118609	8,426,103,553	78,293,507
CEYLON INV.	56.80	56.90	06/11/24	58.50	56.00	2,619,034	97,200,743	1461640	5,521,002,202	94,810,012
CEYLON LAND	7.60	7.60	06/11/24	7.90	7.60	1,481,928	307,078,367	2080200	2,333,795,589	306,813,399
CDB	231.75	231.75	06/11/24	231.75	231.75	23,021	60,506,754	23175	14,022,440,240	59,664,439
CDB[X.0000]	135.00	141.50	06/11/24	141.50	133.00	264,964	10,343,668	414041	1,396,395,180	10,250,786
GALLE FACE CAP	31.70	31.70	06/11/24	32.00	31.00	- 724,562	28,894,939	772475	915,969,566	28,847,314
L O L C HOLDINGS	445.75	448.00	06/11/24	453.50	441.50	1,775,335	475,200,000	15736103	211,820,400,000	473,422,770
LANKA VENTURES	31.60	31.60	06/11/24	31.60	31.50	1,147,827	58,324,932	165491	1,843,067,851	58,199,730
LB FINANCE	74.00	74.60	06/11/24	76.00	73.80	4,936,192	554,057,136	2722372	41,000,228,064	552,740,688
PEOPLES LEASING	13.10	13.00	06/11/24	13.50	13.00	13,736,973	2,154,375,750	10306506	28,222,322,325	2,153,776,252
S M B LEASING (+)	.70	.80	06/11/24	.80	.60	627,327,034	6,470,375,048	2370378	4,529,262,534	6,460,708,726
S M B LEASING[X.0000] (+)	.30	.30	06/11/24	.30	.20	159,970,399	3,081,603,712	206480	924,481,114	3,076,858,072
SARVODAYA DEVFIN	15.40	15.40	06/11/24	15.40	15.10	13,693,341	149,596,052	228855	2,303,779,201	125,984,552
SINGER FINANCE	18.00	18.00	06/11/24	18.10	17.40	723,000	202,074,075	8144017	3,637,333,350	201,856,382
VALLIBEL FINANCE	44.40	44.40	06/11/24	45.00	44.00	1,582,420	235,453,400	1451431	10,454,130,960	235,298,000

**SECOND BOARD**

ABANS FINANCIAL	21.90	21.90	05/11/24	.00	.00	4,010	73,693,171	0	1,613,880,445	73,383,721
CAPITAL LEASING (+)		22.35		.00	.00	1,999,999	20,000,000	0	448,000,000	20,000,000
DIALOG FINANCE	41.60	40.00	06/11/24	42.40	40.00	50,755	117,399,866	317510	4,883,834,426	117,398,121
LOLC FINANCE	6.20	6.30	06/11/24	6.30	6.10	1,863,318,261	33,079,212,299	9291079	205,091,116,254	3,069,983,398
MERCANTILE INV	2,600.00	2,600.00	24/06/19	.00	.00	0	3,006,000	0	7,815,600,000	3,006,000
ORIENT FINANCE	13.70	13.70	06/11/24	13.80	13.00	215,234	211,101,155	698500	2,892,085,824	211,074,925
SOFTLOGIC FIN	5.80	6.10	06/11/24	6.10	5.80	147,996	962,573,191	29614	5,582,924,508	956,938,997

**DIRI SAVI BOARD**

ASIA SIYAKA	4.70	4.70	06/11/24	4.70	4.70	- 381,604	260,000,000	182012	1,222,000,000	260,000,000
-------------	------	------	----------	------	------	-----------	-------------	--------	---------------	-------------

**Daily Movements Equity on 06th November 2024**

දෛනික වෙනස්වීම් - කොටස් / நாளாந்த உரிமைப்பங்கு அசைவுகள்

Company Name	Closing Price	Last Traded Price	Last Traded Date	High	Low	Foreign Holding	Issued Quantity	Turnover	Indexed Market Cap	Qty in
සමාගමේ නම	ප්‍ර.ව.සා මිල	අවසන් ගනුදෙනු මිල	අවසන් ගනුදෙනු දින	උපරිම	අවම	විදේශීය තැන්පතු	නිකුත් කළ ප්‍රමාණය	පිරිවැටුම	දර්ශකගත වෙළඳපොළ ප්‍රාග්ධනිකරණය	සී.වී.එස්. ප්‍රමාණය
கம்பனி பெயர்	எ.நி.ச விலை	இறுதி வியாபாரம்	இறுதி வியாபாரத்தின	உயர்வு	குறைவு	வெளிநாட்டு உடைமை	வழங்கிய பங்குகளின்	புரள்வு	பட்டியல் படுத்திய	சி.டி.எஸ் அளவு

**DIVERSIFIED FINANCIALS**

**DIRI SAVI BOARD**

AMF CO LTD	28.90	29.30	06/11/24	29.40	28.70	-	12,545	113,327,268	5254114	3,275,158,045	111,915,612
CALT	43.60	43.80	06/11/24	44.00	43.00		11,156	329,417,884	11218712	14,362,619,742	329,417,884
CFI	72.30	72.70	05/11/24	.00	.00		111,563	8,787,041	0	635,303,064	8,759,150
CIT	106.00	106.00	06/11/24	106.00	106.00		71,049	7,096,600	12720	752,239,600	7,071,187
COM.CREDIT	41.60	41.70	06/11/24	42.30	41.00		95,741,285	318,074,365	42409610	13,231,893,584	317,687,478
FIRST CAPITAL	29.10	29.20	06/11/24	29.50	28.50		970,036	405,000,000	5541715	11,785,500,000	401,020,720
FC TREASURIES	23.50	23.50	06/11/24	23.80	23.40		270,257	615,600,000	1280294	14,466,600,000	615,600,000
HNB FINANCE	5.60	5.60	06/11/24	5.70	5.60		113,776,305	1,421,380,624	47693	7,959,731,494	1,402,047,120
HNB FINANCE[X.0000]	5.40	5.40	06/11/24	5.60	5.40		28,330	298,200,000	27011	1,610,280,000	298,200,000
LCB FINANCE PLC	2.20	2.20	06/11/24	2.30	2.20		490,456	790,168,780	95355	1,738,371,316	764,538,637
MERCHANT BANK (+)	5.40	5.50	06/11/24	5.70	5.40		571,744	524,539,637	57328	2,832,514,040	523,818,242
PEOPLE'S MERCH	5.50	5.50	06/11/24	5.70	5.50		153,310	405,301,750	179119	2,229,159,625	404,563,941
SENKADAGALA	375.00	385.00	05/11/24	.00	.00		7,088,562	86,279,834	0	32,354,937,750	82,851,216
UB FINANCE	.70	.60	06/11/24	.70	.60		16,683,061	3,178,485,367	9606	2,224,939,757	3,077,352,918

**WATCH LIST**

ASIA CAPITAL	3.30	3.30	06/11/24	3.40	3.30		103,490,343	131,329,995	22909	433,388,984	130,917,824
BIMPUTH LANKA (TS)	7.20	7.50	07/01/22	.00	.00		3,910	107,733,344	0	775,680,077	86,179,678
NATION LANKA	.20	.30	06/11/24	.30	.20		911,088,233	6,996,774,035	68461	1,399,354,807	5,191,986,702

**ENERGY**

**MAIN BOARD**

LANKA IOC	113.25	113.25	06/11/24	114.75	113.00		396,114,039	532,465,705	9419315	60,301,741,091	530,387,050
LAUGFS GAS[X.0000]	19.90	20.00	06/11/24	20.00	18.60	-	135,786	52,000,000	47073	1,034,800,000	51,571,325
LAUGFS GAS	35.00	35.00	06/11/24	35.00	35.00		684,024	335,000,086	3500	11,725,003,010	334,469,175

**FOOD & STAPLES RETAILING**

**MAIN BOARD**

C T HOLDINGS	285.00	285.00	06/11/24	285.00	285.00		22,106,653	201,406,978	213750	57,400,988,730	195,317,508
CARGILLS	395.00	395.00	06/11/24	395.00	395.00		14,490,004	257,677,731	3962245	101,782,703,745	254,174,817

**DIRI SAVI BOARD**

TESS AGRO[X.0000]	.70	.70	06/11/24	.70	.60	-	1,195,684	66,666,667	30135	46,666,667	66,623,575
TESS AGRO	1.00	1.00	06/11/24	1.10	1.00		380,785,262	677,063,049	118879	677,063,049	673,935,808

**FOOD BEVERAGE & TOBACCO**

**MAIN BOARD**

AGALAWATTE (+)	34.50	34.90	06/11/24	35.00	34.10		1,481,106	156,250,000	2008050	5,390,625,000	154,493,509
BAIRAHA FARMS	172.25	173.00	06/11/24	174.25	172.00		167,069	17,600,000	1358022	3,031,600,000	17,395,938
BALANGODA (+)	58.90	58.90	06/11/24	59.00	57.20		331,492	47,272,726	3044451	2,784,363,561	45,649,934
BUKIT DARAH	434.50	434.00	06/11/24	435.00	427.00		30,186,165	102,000,000	273102	44,319,000,000	95,459,674
CARSONS	302.50	305.00	06/11/24	305.00	300.00		45,229,140	196,386,914	977203	59,407,041,485	194,364,209
COLD STORES	63.80	64.50	06/11/24	64.50	63.50		78,951,426	950,400,000	9808362	60,635,520,000	137,866,190
GRAIN ELEVATORS (+)	178.75	179.75	06/11/24	180.00	176.00		35,476,974	60,000,000	3455817	10,725,000,000	59,916,083
CEYLON TOBACCO (+)	1,229.75	1,229.75	06/11/24	1,234.00	1,229.25		178,009,176	187,323,751	6422242	230,361,382,792	12,676,362
CONVENIENCE FOOD	820.50	820.00	06/11/24	825.00	820.00		7,498	2,750,000	98491	2,256,375,000	2,701,638
HORANA	39.30	39.30	06/11/24	40.00	39.30		411,581	25,000,000	19930	982,500,000	23,325,522
KEGALLE	119.00	119.00	06/11/24	119.00	118.25		495,087	25,000,000	286793	2,975,000,000	23,488,707
KELANI VALLEY (+)	76.80	77.00	06/11/24	77.00	75.00	-	168,673	68,000,000	18074008	5,222,400,000	64,709,816
KOTAGALA	6.20	6.30	06/11/24	6.30	6.10	-	140,607	338,512,500	1811386	2,098,777,500	330,994,973
LMF	32.00	32.00	06/11/24	32.40	31.70		3,998,524	399,980,000	17997594	12,799,360,000	397,684,200
LANKEM DEV.	21.50	21.50	06/11/24	21.90	21.20	-	712,494	120,000,000	4287719	2,580,000,000	119,961,521
LION BREWERY	1,051.00	1,050.25	06/11/24	1,065.00	1,050.25		27,937,697	80,000,000	162553	84,080,000,000	79,964,320
MALWATTE[X.0000] (+)	34.50	34.50	06/11/24	34.50	34.40		66,428	20,250,660	137950	698,647,770	20,250,660
MALWATTE (+)	64.00	64.00	06/11/24	64.90	60.60		725,525	202,792,331	152465	12,978,709,184	183,723,408
MELSTACORP	100.50	101.00	06/11/24	102.00	99.50		160,824,217	1,165,397,072	12691712	117,122,405,736	1,155,144,972
NAMUNUKULA	343.00	348.00	06/11/24	348.00	348.00		715,273	23,750,000	696	8,146,250,000	22,208,440
RENUKA AGRI	3.40	3.40	06/11/24	3.40	3.30		13,536,698	798,829,305	155484	2,716,019,637	797,175,675

Daily Movements Equity on 06th November 2024											
දෛනික වෙනස්වීම් - කොටස් / நாளாந்த உரிமைப்பங்கு அசைவுகள்											
Company Name	Closing Price	Last Traded Price	Last Traded Date	High	Low	Foreign Holding	Issued Quantity	Turnover	Indexed Market Cap	Qty in	
සමාගමේ නම	ප්‍ර.ව.සා මිල	අවසන් ගනුදෙනු මිල	අවසන් ගනුදෙනු දින	උපරිම	අවම	විදේශීය තැන්පතු	නිකුත් කළ ප්‍රමාණය	පිරිවැටුම	දර්ශකගත වෙළඳපොළ ප්‍රාග්ධනීකරණය	සී.ඩී.එස්. ප්‍රමාණය	
கம்பனி பெயர்	எ.நி.ச விலை	இறுதி வியாபாரம்	இறுதி வியாபாரத்தின	உயர்வு	குறைவு	வெளிநாட்டு உடைமை	வழங்கிய பங்குகளின்	புரள்வு	பட்டியல் படுத்திய	சி.டி.எஸ் அளவு	
<b>FOOD BEVERAGE &amp; TOBACCO</b>											
<b>MAIN BOARD</b>											
RENUKA FOODS	11.30	11.30	06/11/24	11.60	11.30	28,268,302	180,005,317	146702	2,034,060,082	179,607,064	
RENUKA FOODS[X.0000]	10.40	10.40	06/11/24	10.40	10.30	580,383	7,306,800	82607	75,990,720	7,306,055	
SUNSHINE HOLDING	68.10	68.10	06/11/24	68.20	68.00	24,107,401	491,973,629	12628184	33,503,404,135	491,335,205	
TALAWAKELLE (+)	128.50	128.50	06/11/24	131.25	127.00	168	47,500,000	1397788	6,103,750,000	43,908,996	
TEA SMALLHOLDER	40.00	40.00	06/11/24	42.30	40.00	20,541	30,000,000	632015	1,200,000,000	29,714,635	
THREE ACRE FARMS (+)	300.00	301.00	06/11/24	301.00	296.50	4,593,931	23,545,000	1929611	7,063,500,000	23,474,956	
WATAWALA	104.75	105.00	06/11/24	106.00	103.00	983,023	203,308,633	6961768	21,296,579,307	189,939,657	
<b>SECOND BOARD</b>											
SPENCEPLANTATION (DS)	56.80	71.00	14/10/22	.00	.00	0	18,792,783	0	1,067,430,074	18,791,383	
BOGAWANTALAWA	50.50	51.50	06/11/24	52.00	48.60	338,737	83,750,000	9127167	4,229,375,000	79,948,845	
DISTILLERIES	32.10	32.10	06/11/24	32.60	31.70	7,477,438	4,600,000,000	5401560	147,660,000,000	4,596,801,843	
HAPUGASTENNE	47.70	47.60	06/11/24	48.00	46.80	1,292,714	46,315,789	482111	2,209,263,135	44,275,206	
KOTMALE HOLDINGS	368.00	370.00	06/11/24	370.50	360.00	3,355	31,400,000	184046	11,555,200,000	31,353,730	
MADULSIMA (+)	11.50	11.50	06/11/24	11.90	11.50	142,048	169,501,097	57572	1,949,262,616	167,430,436	
UDAPUSSELLAWA	107.25	109.25	06/11/24	110.00	105.25	31,970	19,398,850	1178758	2,080,526,663	18,610,031	
<b>EMPOWER BOARD</b>											
MAHARAJA FOODS	5.50	5.30	06/11/24	5.50	5.20	1,408,699	125,000,000	36161	687,500,000	125,000,000	
<b>DIRI SAVI BOARD</b>											
AGARAPATANA	8.60	8.60	06/11/24	8.70	8.50	3,452,624	500,000,000	4079937	4,300,000,000	470,792,034	
BROWNS INVSTMENTS	5.80	5.90	06/11/24	6.00	5.80	49,752,156	14,369,717,460	32746672	83,344,361,268	4,365,480,527	
CEYLON BEVERAGE	2,000.00	2,010.00	05/11/24	.00	.00	4,732,827	20,988,090	0	41,976,180,000	19,122,314	
DILMAH CEYLON	1,069.75	1,070.00	06/11/24	1,070.00	1,069.75	197,978	20,737,500	226797	22,183,940,625	20,723,007	
ELPITYA	108.75	108.00	06/11/24	110.50	108.00	484,591	72,866,428	970699	7,924,224,045	69,867,405	
HARISCHANDRA	4,040.50	3,930.00	06/11/24	4,000.00	3,930.00	4,706	1,919,600	55092	7,756,143,800	1,889,870	
HATTON	28.50	28.00	06/11/24	28.90	27.60	2,263,444	236,666,671	1481830	6,745,000,124	219,465,871	
HVA FOODS	3.20	3.20	06/11/24	3.20	3.10	320,626	244,526,188	101159	782,483,802	244,454,557	
KAHAWATTE (+)	18.80	18.90	06/11/24	19.50	18.60	37,011	99,406,691	485784	1,868,845,791	97,379,466	
KEELLS FOOD	164.00	164.00	06/11/24	164.00	163.75	159,808	25,500,000	9833	4,182,000,000	25,435,375	
MAHAWELI COCONUT	31.00	31.00	06/11/24	31.40	30.90	-	7,159	34,996,115	227981	1,084,879,565	19,508,620
MASKELIYA	64.20	64.70	06/11/24	64.80	63.00	107,257	53,953,489	9288355	3,463,813,994	52,348,954	
RAIGAM SALTERNS	6.60	6.70	06/11/24	6.70	6.50	3,177,037	282,207,320	515022	1,862,568,312	281,584,320	
<b>HEALTH CARE EQUIPMENT &amp; SERVICES</b>											
<b>MAIN BOARD</b>											
DURDANS	117.25	121.50	05/11/24	.00	.00	142,726	30,997,401	0	3,634,445,267	30,620,569	
DURDANS[X.0000]	95.00	95.00	05/11/24	.00	.00	249,223	10,133,765	0	962,707,675	9,993,421	
MULLERS	1.00	1.10	06/11/24	1.10	1.00	-	351,122	283,000,000	4309	283,000,000	279,277,181
NAWALOKA	4.00	4.00	06/11/24	4.10	3.90	2,226,578	1,409,505,596	88096	5,638,022,384	1,364,415,466	
LANKA HOSPITALS (+)	74.50	75.00	06/11/24	75.90	73.70	64,420,343	223,732,169	359816	16,668,046,591	221,619,554	
<b>DIRI SAVI BOARD</b>											
E- CHANNELLING	13.90	13.90	06/11/24	13.90	13.90	74,061	122,131,415	28481	1,697,626,669	121,819,579	
SINGHE HOSPITALS	2.60	2.60	06/11/24	2.60	2.30	-	9,233,828	431,300,895	222503	1,121,382,327	431,300,895
<b>WATCH LIST</b>											
ASIRI	23.30	23.10	06/11/24	23.30	23.10	363,257,452	1,137,533,596	123005	26,504,532,787	1,121,655,771	
ASIRI SURG	11.40	11.40	06/11/24	11.50	11.20	22,824	528,457,545	989438	6,024,416,013	524,810,159	
<b>HOUSEHOLD &amp; PERSONAL PRODUCTS</b>											
<b>DIRI SAVI BOARD</b>											
BPPL HOLDINGS	18.60	18.60	06/11/24	18.60	18.60	1,723,203	306,843,357	6138	5,707,286,440	306,843,357	
SWADESHI	15,003.50	14,000.00	05/11/24	.00	.00	3,995	149,333	0	2,240,517,666	138,110	
<b>INSURANCE</b>											
<b>MAIN BOARD</b>											
CEYLINCO HOLD (+)	2,364.00	2,584.75	30/10/24	.00	.00	6,422,348	20,000,000	0	47,280,000,000	19,432,206	

Daily Movements Equity on 06th November 2024										
දෛනික වෙනස්වීම් - කොටස් / நாளாந்த உரிமைப்பங்கு அசைவுகள்										
Company Name	Closing Price	Last Traded Price	Last Traded Date	High	Low	Foreign Holding	Issued Quantity	Turnover	Indexed Market Cap	Qty in
සමාගමේ නම	පු.ව.සා මිල	අවසන් ගනුදෙනු මිල	අවසන් ගනුදෙනු දින	උපරිම	අවම	විදේශීය තැන්පතු	නිකුත් කළ ප්‍රමාණය	පිරිවැටුම	දර්ශකගත වෙළඳපොල ප්‍රාග්ධනීකරණය	සී.ඩී.එස්. ප්‍රමාණය
கம்பனி பெயர்	எ.நி.ச விலை	இறுதி வியாபாரம்	இறுதி வியாபாரத்தின	உயர்வு	குறைவு	வெளிநாட்டு உடைமை	வழங்கிய பங்குகளின்	புரள்வு	பட்டியல் படுத்திய	சி.டி.எஸ் அளவு
<b>INSURANCE</b>										
<b>MAIN BOARD</b>										
CEYLINCO HOLD[X.0000] (+)	1,027.00	1,027.00	06/11/24	1,031.25	1,026.50	1,584,715	6,414,480	4770952	6,587,670,960	6,172,382
HNB ASSURANCE (+)	62.50	62.50	06/11/24	63.90	62.30	1,266,194	150,000,000	773914	9,375,000,000	146,207,544
PEOPLE'S INS (+)	22.50	22.00	06/11/24	23.10	22.00	49,626	203,632,478	548197	4,581,730,755	203,632,478
<b>DIRI SAVI BOARD</b>										
AMANA LIFE (+)	25.00	25.00	05/11/24	.00	.00	- 10,425	50,000,000	0	1,250,000,000	49,993,500
AMANA TAKAFUL (+)	11.20	11.20	06/11/24	11.20	11.00	55,733	203,630,643	56488	2,280,663,202	203,320,046
ARPICO INSURANCE (+)	26.00	25.50	06/11/24	25.90	25.50	- 629,138	66,230,407	336	1,721,990,582	66,230,403
COOP INSURANCE (+)	2.80	2.80	06/11/24	2.80	2.70	- 6,129,781	1,652,177,600	1986828	4,626,097,280	1,058,164,040
JANASHAKTHI INS. (+)	46.80	46.70	06/11/24	47.50	46.50	1,151,764	226,526,153	4076562	10,601,423,960	223,240,176
LOLC GENERAL INS (+)	6.10	6.20	06/11/24	6.20	6.10	411,878	1,200,000,000	608985	7,320,000,000	1,200,000,000
Softlogic Life (+)	62.80	63.00	06/11/24	64.00	62.50	107,794,195	316,406,250	2633423	19,870,312,500	316,315,441
UNION ASSURANCE (+)	50.10	50.50	06/11/24	52.20	49.10	1,807,334	589,285,720	11773186	29,523,214,572	52,803,840
<b>WATCH LIST</b>										
SOFTLOGIC CAP	6.30	6.40	06/11/24	6.60	6.30	1,519,055	977,187,200	5330605	6,156,279,360	976,050,357
<b>MATERIALS</b>										
<b>MAIN BOARD</b>										
ACL PLASTICS	450.50	450.00	06/11/24	460.00	450.00	14,193	4,212,500	2299042	1,897,731,250	1,862,530
CIC	79.00	79.00	06/11/24	80.20	78.00	3,215,480	291,600,000	24420097	23,036,400,000	287,501,732
CIC[X.0000]	59.00	59.00	06/11/24	60.00	58.00	1,640,108	87,480,000	5524395	5,161,320,000	85,488,784
CHEMANEX	88.00	88.00	06/11/24	88.90	88.00	28,424	15,707,312	141328	1,382,243,456	15,517,516
CHEVRON (+)	126.50	126.75	06/11/24	126.75	125.00	14,864,278	240,000,000	12230169	30,360,000,000	239,800,833
DIPPED PRODUCTS	38.60	39.10	06/11/24	39.30	38.30	2,332,851	598,615,120	66007791	23,106,543,632	595,724,740
EX-PACK	13.80	13.80	06/11/24	14.00	13.80	- 2,229,181	333,333,333	3764620	4,599,999,995	333,333,333
HAYCARB	77.90	78.40	06/11/24	78.40	77.00	11,211,175	297,123,750	12815670	23,145,940,125	294,416,540
INDUSTRIAL ASPH.	.30	.30	06/11/24	.30	.20	12,879,971	3,749,411,250	93919	1,124,823,375	3,599,826,750
LANKA ALUMINIUM	25.90	25.80	06/11/24	25.90	25.50	34,347,409	68,514,115	1298703	1,774,515,579	67,700,090
PGP GLASS	29.60	29.90	06/11/24	30.20	28.80	757,477,587	950,086,080	80787403	28,122,547,968	925,720,696
SAMSON INTERNAT.	154.25	153.25	06/11/24	156.00	153.25	115,651	4,232,771	7953	652,904,927	3,856,725
SWISSTEK	29.00	29.20	06/11/24	29.20	28.00	878,056	136,860,000	13174078	3,968,940,000	135,957,250
TOKYO CEMENT	54.30	55.20	06/11/24	55.80	53.20	53,765,405	294,030,000	3980002	15,965,829,000	290,718,162
TOKYO CEMENT[X.0000]	46.50	46.70	06/11/24	46.70	46.00	52,644,736	147,015,000	4048768	6,836,197,500	146,930,444
UNION CHEMICALS (+)	707.75	687.00	06/11/24	687.00	687.00	10,971	1,500,000	7557	1,061,625,000	1,353,373
<b>SECOND BOARD</b>										
JAT HOLDINGS	18.60	18.80	06/11/24	18.90	18.50	- 833,800	510,407,773	1002943	9,493,584,578	510,407,773
<b>DIRI SAVI BOARD</b>										
AGSTAR PLC[X.0000]	7.70	9.60	27/05/24	.00	.00	0	26,210,535	0	201,821,120	26,210,535
AGSTAR PLC	8.00	8.10	06/11/24	8.10	7.90	601,111	461,289,465	616965	3,690,315,720	461,283,965
ALUMEX PLC	11.00	11.00	06/11/24	11.20	10.90	2,919,708	598,605,680	4378953	6,584,662,480	598,605,680
BOGALA GRAPHITE (+)	51.20	52.50	06/11/24	52.50	51.20	78,746,010	94,632,904	520880	4,845,204,685	91,744,304
RICH PIERIS EXP	399.25	399.75	06/11/24	399.75	394.00	140,138	11,163,745	108442	4,457,125,191	11,072,911
<b>WATCH LIST</b>										
ACME	4.90	4.90	06/11/24	4.90	4.90	2,320,756	95,000,000	25000	465,500,000	94,883,327
<b>REAL ESTATE MANAGEMENT &amp; DEVELOPMENT</b>										
<b>MAIN BOARD</b>										
CARGO BOAT	63.50	63.50	05/11/24	.00	.00	108,079	18,031,995	0	1,145,031,683	17,948,795
COLOMBO CITY	49.80	49.80	06/11/24	50.40	47.80	585,100	25,457,140	28289	1,267,765,572	23,510,980
COLOMBO LAND (+)	18.10	18.10	06/11/24	18.20	18.10	70,801,132	199,881,008	83320	3,617,846,245	160,206,755
EAST WEST	10.00	10.00	06/11/24	10.00	10.00	10,011,823	138,240,000	222050	1,382,400,000	137,509,250
LANKA REALTY	10.20	10.30	06/11/24	10.30	10.20	90,966,872	211,370,428	27560	2,155,978,366	211,061,655
LEE HEDGES	73.50	70.20	06/11/24	73.00	70.20	13,741,968	25,602,730	4934	1,881,800,655	24,357,235
SEYLAN DEVTS (+)	16.50	16.40	06/11/24	16.70	16.40	1,223,939	139,688,298	772381	2,304,856,917	135,015,930
YORK ARCADE	156.50	143.00	06/11/24	146.50	143.00	2,320	750,000	13721	117,375,000	723,994

Daily Movements Equity on 06th November 2024										
දෛනික වෙනස්වීම් - කොටස් / நாளாந்த உரிமைப்பங்கு அசைவுகள்										
Company Name	Closing Price	Last Traded Price	Last Traded Date	High	Low	Foreign Holding	Issued Quantity	Turnover	Indexed Market Cap	Qty in
සමාගමේ නම	පු.ව.සා මිල	අවසන් ගනුදෙනු මිල	අවසන් ගනුදෙනු දින	උපරිම	අවම	විදේශීය තැන්පතු	නිකුත් කළ ප්‍රමාණය	පිරිවැටුම	දර්ශකගත වෙළඳපොල ප්‍රාග්ධනීකරණය	සී.ඩී.එස්. ප්‍රමාණය
கம்பனி பெயர்	எ.நி.ச விலை	இறுதி வியாபாரம்	இறுதி வியாபாரத்தின	உயர்வு	குறைவு	வெளிநாட்டு உடைமை	வழங்கிய பங்குகளின்	புரள்வு	பட்டியல் படுத்திய	சி.டி.எஸ் அளவு

**REAL ESTATE MANAGEMENT & DEVELOPMENT**

**SECOND BOARD**

ON'ALLY	25.00	25.00	06/11/24	25.00	25.00	221,490	93,003,087	10000	2,325,077,175	50,948,880
<b>DIRI SAVI BOARD</b>										
C T LAND	23.50	24.50	06/11/24	24.50	23.50	1,129,437	81,250,000	176373	1,909,375,000	79,956,837
COMMERCIAL DEV. (+)	125.00	125.00	06/11/24	125.00	125.00	21,009	12,000,000	125	1,500,000,000	11,874,303
EQUITY TWO PLC	38.20	38.20	05/11/24	.00	.00	107,655	31,000,000	0	1,184,200,000	30,867,370
MYLAND	7.60	8.00	05/11/24	.00	.00	- 55,509	36,250,000	0	275,500,000	36,250,000
OVERSEAS REALTY (+)	18.20	18.20	06/11/24	18.30	18.20	1,068,604,246	1,243,029,582	310747	22,623,138,392	1,242,414,130
PRIMERESIDENCIES	8.90	8.90	06/11/24	9.00	8.80	562,848	937,500,000	1888673	8,343,750,000	937,476,450
SERENDIB LAND	1,334.75	1,335.00	05/11/24	.00	.00	20	398,906	0	532,439,784	266,033

**WATCH LIST**

CITY HOUSING (TS)	3.60	3.60	08/03/19	.00	.00	42,658	13,379,850	0	48,167,460	9,088,974
MILLENNIUM HOUSE	2.80	2.80	06/11/24	2.80	2.80	37,300,744	134,681,320	14728	377,107,696	133,810,720
STANDARD CAPITAL	35.50	35.50	05/11/24	.00	.00	3,415,317	5,540,828	0	196,699,394	5,356,372

**RETAILING**

**MAIN BOARD**

C M HOLDINGS	90.00	90.00	06/11/24	91.30	90.00	355,972	15,200,000	283096	1,368,000,000	14,500,626
DIMO	600.50	600.00	06/11/24	606.00	600.00	116,375	9,231,494	3380641	5,543,512,147	8,834,168
EASTERN MERCHANT	6.60	6.60	06/11/24	6.70	6.50	12,740,320	117,446,000	107524	775,143,600	115,864,000
HUNTERS	610.00	620.00	06/11/24	620.00	620.00	4,495,784	5,145,000	620	3,138,450,000	5,086,109
KAPRUKA	7.00	7.00	06/11/24	7.10	6.90	173,805	164,130,360	52815	1,148,912,520	164,130,360
R I L PROPERTY	7.90	7.80	06/11/24	8.00	7.80	233,678,346	800,000,000	1214500	6,320,000,000	800,000,000
AUTODROME	105.25	105.00	30/10/24	.00	.00	18,206	12,000,000	0	1,263,000,000	11,938,000
UNITED MOTORS	68.50	68.50	06/11/24	68.50	67.60	8,618,887	100,900,626	1805466	6,911,692,881	98,405,411

**SECOND BOARD**

SINGER SRI LANKA (+)	20.40	20.50	06/11/24	20.50	19.20	484,064	1,167,617,912	90084272	23,819,405,405	1,156,231,816
----------------------	-------	-------	----------	-------	-------	---------	---------------	----------	----------------	---------------

**DIRI SAVI BOARD**

C.W.MACKIE	95.70	95.60	06/11/24	96.50	95.60	4,627	35,988,556	764398	3,444,104,809	35,753,116
CEYLON TEA BRKRS	4.90	4.90	06/11/24	4.90	4.90	314,045	182,400,000	96359	893,760,000	182,186,831
JOHN KEELLS	70.00	70.00	06/11/24	70.00	69.90	114,918	60,800,000	57499	4,256,000,000	60,553,369
SATHOSA MOTORS	292.00	291.00	06/11/24	292.00	291.00	5,703	6,033,622	32110	1,761,817,624	5,969,014

**WATCH LIST**

ODEL PLC	11.00	11.00	06/11/24	11.00	10.90	43,811	538,369,934	615	5,922,069,274	538,130,434
----------	-------	-------	----------	-------	-------	--------	-------------	-----	---------------	-------------

**SOFTWARE & SERVICES**

**MAIN BOARD**

hSENID BIZ	11.60	11.70	06/11/24	11.70	11.50	23,389,566	285,254,759	560553	3,308,955,204	284,924,759
------------	-------	-------	----------	-------	-------	------------	-------------	--------	---------------	-------------

**TELECOMMUNICATION SERVICES**

**MAIN BOARD**

DIALOG (+)	10.50	10.50	06/11/24	10.60	10.40	8,312,862,844	9,200,334,994	14295778	96,603,517,437	9,192,494,495
------------	-------	-------	----------	-------	-------	---------------	---------------	----------	----------------	---------------

**SECOND BOARD**

SLT (+)	68.00	68.00	06/11/24	69.00	66.80	811,764,991	1,804,860,000	5494737	122,730,480,000	1,801,442,090
---------	-------	-------	----------	-------	-------	-------------	---------------	---------	-----------------	---------------

**TRANSPORTATION**

**MAIN BOARD**

PICKME	48.60	48.90	06/11/24	51.00	48.50	32,146,883	333,323,673	23904138	16,199,530,508	333,046,613
MERC. SHIPPING	182.00	183.00	06/11/24	183.00	183.00	1,393,803	2,844,990	183	517,788,180	2,840,508

**EMPOWER BOARD**

CHRISSWORLD	9.60	9.60	06/11/24	9.70	9.30	88,840	30,000,000	38496	288,000,000	30,000,000
-------------	------	------	----------	------	------	--------	------------	-------	-------------	------------

**UTILITIES**

**MAIN BOARD**

LVL ENERGY	5.70	5.80	06/11/24	5.90	5.70	3,820,305	698,733,742	11181213	3,982,782,329	698,373,742
PANASIAN POWER	5.00	4.90	06/11/24	5.10	4.90	148,128,235	625,000,000	2745508	3,125,000,000	624,014,400
RESUS ENERGY	27.80	27.90	06/11/24	28.80	27.10	218,931	86,184,827	7198219	2,395,938,191	85,850,176
VALLIBEL	9.70	9.60	06/11/24	9.80	9.60	2,915,642	747,109,731	1251640	7,246,964,391	698,632,712

**Daily Movements Equity on 06th November 2024**

தேசிய வலுவளி - டைட்டி / நாளாந்த உரிமைப்பங்கு அசைவுகள்

Company Name	Closing Price	Last Traded Price	Last Traded Date	High	Low	Foreign Holding	Issued Quantity	Turnover	Indexed Market Cap	Qty in
சுமாதே கம்	ரூ.௨.௧௦	அதிகம் கொடுத்த கொடுத்த	அதிகம் கொடுத்த கொடுத்த	௨௦.௦௦	௨௦.௦௦	விதேச தர்பங்கு	கொடுத்த கொடுத்த	௨௦.௦௦	௨௦.௦௦	கி.கி.பி. கொடுத்த
கம்பனி பெயர்	௨.௧௦	இறுதி வியாபாரம்	இறுதி வியாபாரம்	௨௦.௦௦	௨௦.௦௦	வெளிநாட்டு உடைமை	வழங்கிய பங்குகளின்	௨௦.௦௦	௨௦.௦௦	கி.கி.பி. கொடுத்த

**UTILITIES**

**MAIN BOARD**

WINDFORCE	21.20	21.40	06/11/24	21.80	20.50	134,705,247	1,350,768,942	1228331	28,636,301,570	1,340,093,914
-----------	-------	-------	----------	-------	-------	-------------	---------------	---------	----------------	---------------

**DIRI SAVI BOARD**

LAUGFS POWER	11.30	11.40	06/11/24	11.40	10.60	1,031,493	335,000,086	30506	3,785,500,972	334,239,207
LAUGFS POWER[X.0000]	8.50	8.00	06/11/24	8.50	8.00	783,047	52,000,000	573258	442,000,000	51,335,517
LOTUS HYDRO	11.50	11.50	06/11/24	11.70	11.30	70,828	109,088,112	30365	1,254,513,288	109,011,612
VIDULLANKA[X.0000]	9.90	9.90	06/11/24	10.10	9.90	4,100,518	72,394,086	225737	716,701,451	72,394,086
VIDULLANKA	13.90	13.90	06/11/24	13.90	13.80	164,144,632	871,315,960	39949	12,111,291,844	870,532,709



**Daily Movements Corporate Debt on 06-11-2024**

தேசிய சான்றிதழ் சந்தை / தனியார் நிறுவனக் கடன்களின் தினசரி அசைவு

Company Name	Code	Date	Coupon Rate	Tom	Spot	Coupon Frequency	Issued Date	Maturity Date	Next Int. Due Date	Quantity	Par
சமூக சேவை	சமூக சேவை	திகதி	கூலி விகிதம்	பின்னாள்	சீர்தர விலை	கூலி விகிதம்	பிரிட்டுரை திகதி	கடும்ப நாள்	அடுத்த கட்ட வேண்டிய திகதி	கடும்ப அளவு	சமூக சேவை
கம்பனி பெயர்	குறியீடு	திகதி	வட்டி வீதம்	மறுதின பலகை	நிகழ்கால பலகை	வட்டி வீத தடவைகள்	வழங்கல் திகதி	முதிர்வு திகதி	அடுத்த கட்ட வேண்டிய திகதி	வழங்கப்பட்ட அளவு	முகப் பெறுமதி

**BANKS**

COMMERCIAL BANK	COMB-BD-11/12/32-C2505-22		22.00	100.00	100.00	2	12/12/22	11/12/32	10/12/24	115,000	100
COMMERCIAL BANK	COMB-BD-19/12/28-C2517-15		15.00	100.00	100.00	1	20/12/23	19/12/28	19/12/24	75,580,900	100
COMMERCIAL BANK	COMB-BD-09/07/31-C2534-12.85		12.85	100.00	100.00	2	10/07/24	09/07/31	09/01/25	1,396,700	100
COMMERCIAL BANK	COMB-BD-09/07/29-C2533-13		13.00	100.00	100.00	1	10/07/24	09/07/29	09/07/25	124,551,600	100
COMMERCIAL BANK	COMB-BD-09/07/29-C2532-12.6		12.60	100.00	100.00	2	10/07/24	09/07/29	09/01/25	14,272,500	100
COMMERCIAL BANK	COMB-BD-20/09/28-C2492-9.5	15-09-2022	9.50	100.00	100.00	2	21/09/21	20/09/28	19/03/25	43,580,000	100
COMMERCIAL BANK	COMB-BD-19/12/28-C2516-14.5		14.50	100.00	100.00	2	20/12/23	19/12/28	18/12/24	21,324,000	100
COMMERCIAL BANK	COMB-BD-11/12/27-C2504-28	04-04-2024	28.00	100.00	142.00	2	12/12/22	11/12/27	10/12/24	67,246,800	100
COMMERCIAL BANK	COMB-BD-19/12/33-C2518-13.5		13.50	100.00	100.00	2	20/12/23	19/12/33	18/12/24	308,400	100
COMMERCIAL BANK	COMB-BD-19/12/30-C2519-13.75		13.75	100.00	100.00	2	20/12/23	19/12/30	18/12/24	329,800	100
COMMERCIAL BANK	COMB-BD-19/12/30-C2521-14.25		14.25	100.00	100.00	1	20/12/23	19/12/30	19/12/24	8,177,600	100
COMMERCIAL BANK	COMB-BD-19/12/33-C2520-14	27-03-2024	14.00	100.00	120.00	1	20/12/23	19/12/33	19/12/24	14,279,300	100
COMMERCIAL BANK	COMB-BD-09/07/34-C2536-13		13.00	100.00	100.00	2	10/07/24	09/07/34	09/01/25	730,400	100
COMMERCIAL BANK	COMB-BD-09/07/34-C2537-13.5		13.50	100.00	100.00	1	10/07/24	09/07/34	09/07/25	55,359,900	100
COMMERCIAL BANK	COMB-BD-09/07/31-C2535-13.25		13.25	100.00	100.00	1	10/07/24	09/07/31	09/07/25	3,688,900	100
COMMERCIAL BANK	COMB-BD-20/09/26-C2491-9	23-08-2024	9.00	91.26	100.00	2	21/09/21	20/09/26	19/03/25	42,374,700	100
COMMERCIAL BANK	COMB-BD-11/12/29-C2503-27	24-01-2024	27.00	100.00	156.00	2	12/12/22	11/12/29	10/12/24	32,638,200	100
COMMERCIAL BANK	COMB-BD-27/10/26-C2359-12.25		12.25	100.00	100.00	2	28/10/16	27/10/26	25/04/25	19,282,000	100
COMMERCIAL BANK	COMB-BD-08/03/26-C2342-11.25	21-01-2020	11.25	100.00	95.00	2	09/03/16	08/03/26	06/03/25	17,490,900	100
COMMERCIAL BANK	COMB-BD-22/07/28-C2405-12.5	10-06-2020	12.50	100.00	100.00	2	23/07/18	22/07/28	19/01/25	16,061,600	100
DFCC BANK PLC	DFCC-BD-16/01/29-C2523-15.25		15.25	100.00	100.00	1	16/01/24	16/01/29	15/01/25	79,452,300	100
DFCC BANK PLC	DFCC-BD-28/03/29-C2417-13.9	12-12-2023	13.90	100.00	90.00	1	28/03/19	28/03/29	26/03/25	44,111,700	100
DFCC BANK PLC	DFCC-BD-24/09/27-C2550-12		12.00	100.00	100.00	1	24/09/24	24/09/27	23/09/25	25,000,000	100
DFCC BANK PLC	DFCC-BD-28/03/26-C2418-13.75	08-06-2020	13.75	100.00	110.00	1	28/03/19	28/03/26	26/03/25	17,840,700	100
DFCC BANK PLC	DFCC-BD-16/01/31-C2524-14.75		14.75	100.00	100.00	1	16/01/24	16/01/31	15/01/25	547,700	100
DFCC BANK PLC	DFCC-BD-23/10/25-C2458-9		9.00	100.00	100.00	1	23/10/20	23/10/25	21/10/25	43,180,000	100
DFCC BANK PLC	DFCC-BD-29/03/25-C2394-13		13.00	100.00	100.00	1	29/03/18	29/03/25	27/03/25	40,865,300	100
DFCC BANK PLC	DFCC-BD-23/10/27-C2457-9.25		9.25	100.00	100.00	1	23/10/20	23/10/27	21/10/25	2,050,000	100
HDFC	HDFC-BD-20/11/25-C2330-12	10-06-2021	12.00	95.15	100.00	1	20/11/15	20/11/25	17/11/24	14,087,700	100
HNB	HNB-BD-26/08/29-C2543-12.6		12.60	100.00	100.00	2	27/08/24	26/08/29	27/02/25	21,984,000	100
HNB	HNB-BD-26/08/31-C2545-13.25		13.25	100.00	100.00	1	27/08/24	26/08/31	27/08/25	2,824,000	100
HNB	HNB-BD-14/12/24-C2275-8.33	06-06-2019	8.33	100.00	75.00	2	15/12/14	14/12/24	14/12/24	840,400	100

**Daily Movements Corporate Debt on 06-11-2024**

දෛනික සාංගமீக ஶுய சංலிஶுய / தனியார்ஶுறைக் கடன்களின் தினசரி ஶசைவு

Company Name	Code	Date	Coupon Rate	Tom	Spot	Coupon Frequency	Issued Date	Maturity Date	Next Int. Due Date	Quantity	Par
සමාගමේ නම	සංකේතය	දිනය	කුලීතාන්සි අනුපාතය	පසුදින පුවරුව	ස්ථානිත පුවරුව	කුලීතාන්සි වාර ගණන	නිකුත් කළ දිනය	කල්පිරෙන දිනය	මිලුග යුතු දිනය	නිකුත් කරන ලද ප්‍රමාණය	සම වටිනාකම
கம்பனி பெயர்	குறியீடு	திகதி	வட்டி வீதம்	மறுதின பலகை	நிகழ்கால பலகை	வட்டி வீத தடவைகள்	வழங்கல் திகதி	முதிர்வு திகதி	அடுத்த வட்டி நிலுவை திகதி	வழங்கப்பட்ட அளவு	முகப் பெறுமதி

**BANKS**

HNB	HNB-BD-22/09/26-C2431-12.8		12.80	100.00	100.00	1	23/09/19	22/09/26	20/09/25	80,774,300	100
HNB	HNB-BD-28/07/31-C2480-9.5		9.50	100.00	100.00	1	28/07/21	28/07/31	26/07/25	70,000,000	100
HNB	HNB-BD-26/08/29-C2542-13		13.00	100.00	100.00	1	27/08/24	26/08/29	27/08/25	82,125,000	100
HNB	HNB-BD-26/08/34-C2544-13.5		13.50	100.00	100.00	1	27/08/24	26/08/34	27/08/25	13,067,000	100
NAT. DEV. BANK	NDB-BD-11/09/29-C2548-13.25		13.25	100.00	100.00	1	12/09/24	11/09/29	11/09/25	39,150,600	100
NAT. DEV. BANK	NDB/BC/19/12/25D14	02-08-2024	14.00	73.02	100.50	1	19/12/13	19/12/25	29/12/24	35,904,300	100
NAT. DEV. BANK	NDB-BD-24/09/25-C2452-9.5		9.50	100.00	100.00	1	25/09/20	24/09/25	23/09/25	65,000,000	100
NAT. DEV. BANK	NDB-BD-11/12/28-C2514-15		15.00	100.00	100.00	1	12/12/23	11/12/28	11/12/24	33,344,600	100
NAT. DEV. BANK	NDB-BD-23/11/26-C2494-11.9	01-11-2023	11.90	100.00	100.00	2	24/11/21	23/11/26	22/11/24	78,840,000	100
NAT. DEV. BANK	NDB-BD-23/11/28-C2495-12		12.00	100.00	100.00	2	24/11/21	23/11/28	22/11/24	1,160,000	100
NAT. DEV. BANK	NDB-BD-11/09/29-C2546-12.84		12.84	100.00	100.00	2	12/09/24	11/09/29	11/03/25	8,182,300	100
NAT. DEV. BANK	NDB-BD-11/09/29-C2547-12.64		12.64	100.00	100.00	4	12/09/24	11/09/29	11/12/24	2,667,100	100
NAT. DEV. BANK	NDB-BD-11/12/28-C2515-14.22		14.22	100.00	100.00	4	12/12/23	11/12/28	10/12/24	16,655,400	100
NATIONS TRUST	NTB-BD-23/12/24-C2441-12.8	22-03-2024	12.80	100.46	100.00	1	23/12/19	23/12/24	21/12/24	27,000,000	100
NATIONS TRUST	NTB-BD-23/12/26-C2442-12.9		12.90	100.00	100.00	1	23/12/19	23/12/26	21/12/24	18,000,000	100
SAMPATH	SAMP-BD-09/02/28-C2506		20.00	100.00	100.00	1	09/02/23	09/02/28	07/02/25	100,000	100
SAMPATH	SAMP-BD-09/02/28-C2507-28	27-08-2024	28.00	100.00	135.00	1	09/02/23	09/02/28	07/02/25	99,900,000	100
SAMPATH	SAMP-BD-12/04/28-C2474-9	01-11-2023	9.00	100.00	100.00	1	12/04/21	12/04/28	10/04/25	60,000,000	100
SEYLAN BANK	SEYB-BD-29/03/25-C2396-13.2	22-10-2019	13.20	100.00	100.00	2	29/03/18	29/03/25	27/03/25	7,150,000	100
SEYLAN BANK	SEYB-BD-17/07/31-C2541-13.05		13.05	100.00	100.00	2	17/07/24	17/07/31	16/01/25	9,360,000	100
SEYLAN BANK	SEYB-BD-29/03/28-C2397-13.5	28-05-2020	13.50	107.97	98.00	2	29/03/18	29/03/28	27/03/25	16,090,000	100
SEYLAN BANK	SEYB-BD-12/04/26-C2472-9.75	24-01-2024	9.75	100.00	100.00	1	12/04/21	12/04/26	10/04/25	53,520,200	100
SEYLAN BANK	SEYB-BD-12/04/26-C2473-9.25		9.25	100.00	100.00	4	12/04/21	12/04/26	10/01/25	6,479,800	100
SEYLAN BANK	SEYB-BD-01/05/28-C2512-25	26-03-2024	25.00	100.00	130.00	4	02/05/23	01/05/28	30/01/25	11,481,175	100
SEYLAN BANK	SEYB-BD-17/07/29-C2539-12.6		12.60	100.00	100.00	4	17/07/24	17/07/29	15/01/25	12,638,000	100
SEYLAN BANK	SEYB-BD-17/07/29-C2538-13.25		13.25	100.00	100.00	1	17/07/24	17/07/29	16/07/25	76,666,500	100
SEYLAN BANK	SEYB-BD-01/05/28-C2513-28	06-09-2024	28.00	100.00	134.00	1	02/05/23	01/05/28	30/04/25	38,518,825	100
SEYLAN BANK	SEYB-BD-17/07/31-C2540-13.5		13.50	100.00	100.00	1	17/07/24	17/07/31	16/07/25	1,335,500	100

**CAPITAL GOODS**

BROWNS	BRWN-BD-31/03/27-C2499-15.42	19-06-2023	15.42	100.00	67.68	4	31/03/22	31/03/27	27/12/24	19,327,000	100
BROWNS	BRWN-BD-31/03/27-C2498-15.5	17-05-2024	15.50	102.00	100.00	1	31/03/22	31/03/27	28/03/25	673,000	100

**DIVERSIFIED FINANCIALS**

ASIA ASSET	AAF-BD-20/08/26-C2487	22-08-2024	14.18	100.00	100.00	1	20/08/21	20/08/26	16/08/25	5,637,000	100
ASIA ASSET	AAF-BD-20/08/26-C2489-9.26		9.26	100.00	100.00	1	20/08/21	20/08/26	16/08/25	15,500	100
CDB	CDB-BD-09/12/24-C2435-13.88		13.88	100.00	100.00	1	10/12/19	09/12/24	08/12/24	6,873,000	100
CDB	CDB-BD-09/12/24-C2434-13.43	05-09-2024	13.43	100.00	100.62	2	10/12/19	09/12/24	07/12/24	3,879,000	100

**Daily Movements Corporate Debt on 06-11-2024**

දෛනික සාංගමික ஶுய சංலிஶுய / தனியார்துறைக் கடன்களின் தினசரி அசைவு

Company Name	Code	Date	Coupon Rate	Tom	Spot	Coupon Frequency	Issued Date	Maturity Date	Next Int. Due Date	Quantity	Par
සමාගමේ නම	සංකේතය	දිනය	කුලීනාන්සි අනුපාතය	පසුදින පුවරුව	ස්ථානිත පුවරුව	කුලීනාන්සි වාර ගණන	නිකුත් කළ දිනය	කල්පිරෙන දිනය	මිළුග යුතු දිනය	නිකුත් කරන ලද ප්‍රමාණය	සම ලද වටිනාකම
கம்பனி பெயர்	குறியீடு	திகதி	வட்டி வீதம்	மறுதின பலகை	நிகழ்கால பலகை	வட்டி வீத தடவைகள்	வழங்கல் திகதி	முதிர்வு திகதி	அடுத்த வட்டி நிலுவை திகதி	வழங்கப்பட்ட அளவு	முகப் பெறுமதி

**DIVERSIFIED FINANCIALS**

FIRST CAPITAL	CFVF-BD-07/02/26-C2467		12.00	100.00	100.00	1	08/02/21	07/02/26	02/02/25	6,752,500	100
FIRST CAPITAL	CFVF-BD-07/02/26-C2465-10		10.00	100.00	100.00	1	08/02/21	07/02/26	06/02/25	13,247,500	100
LOLC FINANCE	CLC-BD-23/09/25-C2454-10.5	05-09-2024	10.50	90.00	99.27	2	24/09/20	23/09/25	20/03/25	33,712,500	100
LOLC FINANCE	CLC-BD-23/09/25-C2453		15.01	100.00	100.00	2	24/09/20	23/09/25	20/03/25	16,287,500	100
COM.CREDIT	COCR-BD-04/03/26-C2471-9	05-09-2024	9.00	100.00	96.32	1	05/03/21	04/03/26	01/03/25	12,875,900	100
FC TREASURIES	FCT-BD-30/01/25-C2445-12.75	22-03-2024	12.75	100.61	100.00	2	30/01/20	30/01/25	29/01/25	7,500,000	100
HNB FINANCE	HNBF-BD-30/12/24-C2443-13.2		13.20	100.00	100.00	1	30/12/19	30/12/24	28/12/24	10,970,800	100
HNB FINANCE	HNBF-BD-30/12/24-C2444-12.79		12.79	100.00	100.00	2	30/12/19	30/12/24	28/12/24	617,400	100
L O L C HOLDINGS	LOLC-BD-24/02/26-C2470-10.25	19-02-2024	10.25	100.00	93.25	1	24/02/21	24/02/26	22/02/25	29,292,300	100
L O L C HOLDINGS	LOLC-BD-24/02/26-C2469-9.85	04-12-2023	9.85	100.00	85.36	4	24/02/21	24/02/26	22/11/24	7,546,600	100
L O L C HOLDINGS	LOLC-BD-24/02/31-C2468-12	06-09-2024	12.00	91.65	88.69	1	24/02/21	24/02/31	22/02/25	63,161,100	100
MERCHANT BANK	MBSL-BD-09/04/28-C2509-28	01-10-2024	28.00	100.00	120.00	2	10/04/23	09/04/28	08/04/25	2,551,400	100
MERCHANT BANK	MBSL-BD-15/11/27-C2501		13.06	100.00	100.00	4	16/11/22	15/11/27	14/11/24	108,300	100
MERCHANT BANK	MBSL-BD-09/04/28-C2510-0		.00	100.00	100.00	0	10/04/23	09/04/28		910,300	300
MERCHANT BANK	MBSL-BD-15/11/27-C2502-23.5		23.50	100.00	100.00	2	16/11/22	15/11/27	14/11/24	328,800	100
MERCHANT BANK	MBSL-BD-15/11/27-C2500-24		24.00	100.00	100.00	1	16/11/22	15/11/27	14/11/24	239,900	100
MERCHANT BANK	MBSL-BD-09/04/28-C2508-29.5		29.50	100.00	100.00	1	10/04/23	09/04/28	08/04/25	2,766,600	100
PEOPLES LEASING	PLC-BD-05/08/26-C2485-0		.00	64.99	64.99	0	05/08/21	05/08/26		5,612,652	100
PEOPLES LEASING	PLC-BD-05/08/26-C2482-9	05-09-2024	9.00	100.00	95.50	1	05/08/21	05/08/26	02/08/25	42,723,600	100
SINGER FINANCE	SFIN-BD-19/05/25-C2450-13.25		13.25	100.00	100.00	1	19/05/20	19/05/25	17/05/25	50,000	100
SINGER FINANCE	SFIN-BD-25/06/26-C2476-9.25	25-10-2024	9.25	100.00	96.02	1	25/06/21	25/06/26	20/06/25	5,832,200	100
SINGER FINANCE	SFIN-BD-25/06/26-C2477	01-11-2022	13.22	100.00	97.39	1	25/06/21	25/06/26	20/06/25	14,167,800	100

**FOOD BEVERAGE & TOBACCO**

BOGAWANTALAW A	BOPL-BD-23/07/25-C2423-13.25	15-03-2021	13.25	99.99	97.00	4	24/07/19	23/07/25	22/01/25	2,296,070	100
BOGAWANTALAW A	BOPL-BD-23/07/26-C2425-13.5	15-03-2021	13.50	99.99	97.00	4	24/07/19	23/07/26	22/01/25	2,296,070	100
KOTAGALA	KOTA-BD-31/08/25-C2463-7.5		7.50	100.00	100.00	1	01/09/20	31/08/25	30/08/25	416,355	100
KOTAGALA	KOTA-BD-31/08/26-C2464-7.5		7.50	100.00	100.00	1	01/09/20	31/08/26	30/08/25	418,225	100

**INSURANCE**

SOFTLOGIC CAP	SCAP-BD-19/12/24-C2439-15	05-09-2024	15.00	70.97	101.04	2	19/12/19	19/12/24	14/12/24	7,900,500	100
SOFTLOGIC CAP	SCAP-BD-19/12/24-C2440-14.5	10-03-2021	14.50	105.04	106.00	12	19/12/19	19/12/24	16/11/24	4,598,800	100
SOFTLOGIC CAP	SCAP-BD-19/12/24-C2438		12.65	100.00	100.00	2	19/12/19	19/12/24	14/12/24	100	100

**TELECOMMUNICATION SERVICES**

SLT	SLTL-BD-19/04/28-C2400-12.75		12.75	100.00	100.00	1	19/04/18	19/04/28	17/04/25	20,760,000	100
SLT	SLTL-BD-19/04/28-C2403-12.75	04-01-2024	12.75	100.00	100.00	2	19/04/18	19/04/28	16/04/25	49,240,000	100

**UN-CLASSIFIED**

ABANS PLC	ABNS-BD-19/12/24-C2436-12.5		12.50	100.00	100.00	1	19/12/19	19/12/24	15/12/24	2,500,000	100
BANK OF CEYLON	BOC-BD-28/12/24-C2377-12.75		12.75	100.00	100.00	1	29/12/16	28/12/24	27/12/24	7,836	100

**Daily Movements Corporate Debt on 06-11-2024**

දෛනික සාංගேதிக ஶுய சல்வலதய / தனியார்துறைக் கடன்களின் தினசரி அசைவு

Company Name	Code	Date	Coupon Rate	Tom	Spot	Coupon Frequency	Issued Date	Maturity Date	Next Int. Due Date	Quantity	Par
සමාගමේ නම	සංකේතය	දිනය	කුලීතාන්සි අනුපාතය	පසුදින පුවරුව	ස්ථානිත පුවරුව	වාර ගණන	නිකුත් කළ දිනය	කල්පිරෙන දිනය	මිලග යුතු දිනය	නිකුත් කරන ලද ප්‍රමාණය	සම වටිනාකම
கம்பனி பெயர்	குறியீடு	திகதி	வட்டி வீதம்	மறுதின பலகை	நிகழ்கால பலகை	வட்டி வீத தடவைகள்	வழங்கல் திகதி	முதிர்வு திகதி	அடுத்த வட்டி நிலுவை திகதி	வழங்கப்பட்ட அளவு	முகப் பெறுமதி

**UN-CLASSIFIED**

BANK OF CEYLON	BOC-BD-19/09/29-C2549-13.5		13.50	100.00	100.00	1	20/09/24	20/09/29	20/09/25	150,000,000	100
BANK OF CEYLON	BOC-BD-26/12/28-C2522-15		15.00	100.00	100.00	1	27/12/23	26/12/28	26/12/24	100,000,000	100
BANK OF CEYLON	BOC-BD-28/12/24-C2378		11.44	100.00	100.00	2	29/12/16	28/12/24	27/12/24	200	100
ELECTRICITY BRD	CEB-BD-15/04/26-C2475-9.35	15-05-2024	9.35	100.00	94.20	1	16/04/21	15/04/26	10/04/25	200,000,000	100
SANASA LIFE	SIC-BD-04/05/31-C2479-9.28	29-11-2021	9.28	100.00	100.00	2	05/05/21	04/05/31	01/05/25	500,000	100
SANASA LIFE	SIC-BD-04/05/26-C2478-9.05		9.05	100.00	100.00	2	05/05/21	04/05/26	01/05/25	1,500,000	100
SIYAPATHA FIN	SLFL-BD-31/08/26-C2490-9.46	29-03-2022	9.46	100.00	75.69	1	01/09/21	31/08/26	30/08/25	15,000,000	100
SIYAPATHA FIN	SLFL-BD-06/06/29-C2525-13.2		13.20	100.00	100.00	1	06/06/24	06/06/29	06/06/25	40,000,000	100

**UTILITIES**

RESUS ENERGY	HPWR-BD-29/03/27-C2496	19-06-2023	11.63	100.00	86.68	4	30/03/22	29/03/27	27/12/24	4,032,900	100
RESUS ENERGY	HPWR-BD-29/03/25-C2497		11.13	100.00	100.00	4	30/03/22	29/03/25	27/12/24	2,080,600	100

**Sector Statistics**

ක්ෂේත්‍රය / තுறைகளின் புள்ளிவிபரங்கள்

Industry Group	Price Index		Total Return Index		PER	PBV	DY
ක්ෂේත්‍රය	මිල දර්ශකය		මුළු ප්‍රතිලාභ දර්ශකය		මිල ඉපයුම්	මිල පොත් අගයෙහි	ලාභාංශ
තුறைகள்	Today	Previous	Today	Previous	අනුපාතය	අනුපාතයක්	එලදාව
	අද	පූර්ව දින	අද	පූර්ව දින	විශාල	විශාල	පාங்கුලාභ
	இன்று	முன்னர்	இன்று	முன்னர்	உழைப்பு	புத்தகப்	விளைவு
					விகிதம்	பெறுமதி	

All Share Index	12719.03	12795.96	18,312.06	18,420.39	8.5229	1.0051	4.2652
ENERGY	2304.97	2322.98	2,806.50	2,828.43	4.97	.92	3.64
MATERIALS	1739.57	1752.65	2,917.93	2,939.88	6.63	1.12	5.15
CAPITAL GOODS	1716.3	1721.88	2,217.36	2,224.55	17.98	.93	2.75
COMMERCIAL & PROFESSIONAL SERVICES	1106.74	1110.01	1,567.54	1,572.17	8.9	.57	3.38
TRANSPORTATION	29048.99	30450.69	33,658.02	35,282.11	-.96	.15	40.01
AUTOMOBILES & COMPONENTS	1001.34	1005.36	1,835.56	1,842.94	5.1	.84	6.69
CONSUMER DURABLES & APPAREL	1826.55	1827.66	2,590.11	2,591.68	14.21	1.28	3
CONSUMER SERVICES	410.54	413.91	457.55	461.31	-23.75	.95	.12
RETAILING	983.91	970.87	1,335.49	1,317.79	-89.82	.74	1.84
FOOD & STAPLES RETAILING	2269.44	2275.81	3,086.10	3,094.76	14.99	2.55	3.93
FOOD BEVERAGE & TOBACCO	1314.78	1324.47	1,984.12	1,996.15	7.38	1.64	6.99
HOUSEHOLD & PERSONAL PRODUCTS	1383.12	1388.93	1,534.92	1,541.36	153.77	1.34	.7

Industry Group	Price Index මිල දර්ශකය විலைச்சுட்டி		Total Return Index මුළු ප්‍රතිලාභ දර්ශකය මொத்த வருவாய் சுட்டி		PER මිල ඉපයුම් අනුපාතය	PBV මිල පොත් අගයෙහි අනුපාතයක් ලෙස	DY ලාභාංශ ඵලදාව
ක්ෂේත්‍රය	Today අද இன்று	Previous පූර්ව දින முன்னர்	Today අද இன்று	Previous පූර්ව දින முன்னர்	විலை உழைப்பு விகிதம்	විலை புத்தகப் பெறுமதி	பங்குலாப விளைவு
துறைகள்							
HEALTH CARE EQUIPMENT & SERVICES	1060.59	1057.89	1,386.35	1,382.81	10.72	1.11	.67
BANKS	1011.95	1019.64	1,403.64	1,414.31	4.76	.61	3.06
DIVERSIFIED FINANCIALS	2245.42	2268.26	2,795.63	2,824.07	6.09	.86	4.67
INSURANCE	1654.75	1661.3	2,441.09	2,450.76	5.54	.77	8.17
SOFTWARE & SERVICES	598.58	596.96	662.03	660.24	-12.01	2.17	10.45
TELECOMMUNICATION SERVICES	1047.35	1053.28	1,613.20	1,622.33	34.08	1.41	5.04
UTILITIES	1150.84	1168.99	1,886.45	1,916.21	11.04	1.37	5.59
REAL ESTATE MANAGEMENT & DEVELOPMENT	1053.66	1055.62	1,162.35	1,164.51	6.73	.46	4.91



**DISCLAIMER**

This publication is intended to assist investors and others and reasonable care is taken to ensure that the information contained is current and accurate. Although the information contained in this publication has been compiled with great care, the CSE does not accept any liability for any errors, omissions or other inaccuracies or the consequences thereof and nothing in this publication may be construed as creating any right or obligation.

**ව්‍යවහාර වගකීම**

ආයෝජකයින් හා අනෙකුත් අය හට කොටස් වෙළෙඳපොළ පිළිබඳව අවබෝධය ලබාදීමට අපේක්ෂිත මෙම ප්‍රකාශනයෙහි සඳහන් සියලු කරුණු හා තොරතුරුද තත්කාලීන වුව හා නිරවද්‍ය වුව තහවුරු කිරීම සඳහා ඉතා සැලකිල්ලෙන් සමපාදනය කෙරී ඇත. එය එසේ වුවද මෙහි සඳහන් කරුණක් අරභයා ඇති වරදක් අඩුපාඩුවක් හෝ ප්‍රමාද දෝෂයක් හෝ ඒ නිසා ඇති විය හැකි ප්‍රතිඵල පිළිබඳව වගකීම බාර ගැනීමට කොළඹ ව්‍යාපාර වසතු හුවමාරුව බැඳී නොසිටින අතර මෙහි සඳහන් කිසිදු කරුණක් අයිතියක් හෝ බැඳීමක් ලෙස සැලකිය නොහැකි වේ.

**උදාහරණ**

இந்த வெளியீடானது, முதலீட்டாளர்களுக்கும், ஏனையவர்களுக்கும் உதவியளிக்கும் வகையில், உள்ளடக்கப்படும் அனைத்து விடயங்களும், மிகப்பிரத்ய ம் மற்றும் துல்லியமான விபரங்களை உள்ளடக்கியதாக வெளிவருகிறது. இந்த ஆவணம், அதிக கவனத்தோடு தயாரிக்கப்படுகின்ற போதிலும், ஏற்படும் எந்த தவறுகள், விடுபடுதல்கள் அல்லது இதர மாற்றங்கள் அல்லது அவற்றின் மூலம் ஏற்படும் விளைவுகளுக்கொழுமும் பங்குபரிவர்த்தனை பொறுப்பேற்க மாட்டாது. இந்த பிரசுரத்தில் வெளியிடப்படும் எந்தவிடயமும் உரிமையானதாகவோ, கடப்பாடாக கொள்ளப்படக்கூடாது.

<p><b>KURUNEGALA BRANCH</b> 1<sup>st</sup> Floor, Union Assurance Building, 6, Rajapihilla Mawatha, Kurunegala. Tel: 037-4691802, 04 Fax: 037-4691803</p>	<p><b>කුරුණෑගල ශාඛාව</b> පළමු මහල, යුනියන් ආර්ථික සේවකර්ම මධ්‍යස්ථානය, 6, රාජපිහිල්ල මාවත, කුරුණෑගල දුරකථන : 037 = 4691802, 04 ෆැක්ස් : 037 = 4691803</p>	<p><b>குருநாகல் கிளை:</b> முதலாம் மாடி, யூனியன் அசூரன்ஸ் கட்டிடம், 6, ராஜபிஹில் வீதி, குருநாகல். தொ. 037-4691802@04. பெக்ஸ்: 037-4691803.</p>
<p><b>NEGOMBO BRANCH</b> 72A, 2/1, Old Chilaw Road, Negombo Tel: 031-2227859, 61 Fax: 031-2227860</p>	<p><b>நீர்கொழும்பு ශාඛාව</b> 72A, 2/1, පරණ චිලාව පාර, මීගමුව දුරකථන : 031 = 2227859, 61 ෆැක්ස් : 031 = 2227860</p>	<p><b>நீர்கொழும்பு கிளை:</b> 72 A 2/1, பழைய சிலாபம் வீதி, நீர்கொழும்பு, தொ. 031-2227859, 61. பெக்ஸ்: 031-2227860.</p>
<p><b>JAFFNA BRANCH</b> No. 147-2/3, KKS Road, Jaffna. Tel: 021-2221455, 5672444 Fax: 021-2221466</p>	<p><b>කපුතල ශාඛාව</b> අංක 147-2/3, කේ කේ එස් පාර, කපුතල දුරකථන : 021 = 2221455, 5672444 ෆැක්ස් : 021 = 2221466</p>	<p><b>யாழ்ப்பாண கிளை:</b> இல. 147-2/3, KKS வீதி, யாழ்ப்பாணம். தொ. 021-2221455, 5672444 பெக்ஸ்: 021-2221466.</p>
<p><b>ANURADHAPURA BRANCH</b> 2nd Floor, 488/8/2, Town Hall Place, Maithripala Senanayake Mw, Anuradhapura. Tel: 025-2235244 Fax: 025 2235233</p>	<p><b>අනුරාධපුර ශාඛාව</b> දෙවන මහල 488/8/2 නගර ශාලා පෙදෙස, මේමුසල සේනානායක මාවත, අනුරාධපුර දුරකථන : 025-2235244 ෆැක්ස් : 025-2235233</p>	<p><b>அநுராதபுர கிளை</b> 2 ஆம் மாடி, 488/8/2, நகர மண்டப பிரதேசம், மைத்திரிபால சேனாநாயக்க மாவத்தை, அநுராதபுரம். தொலைபேசி: 025-2235244 பெக்ஸ்: 025 2235233</p>
<p><b>AMBALANTOTA BRANCH</b> 52, Hambantota Road, Ambalantota. Tel: 047-2225462 / 047-2225464 Fax: 047-2225463</p>	<p><b>අම්බලන්තොට ශාඛාව</b> 52 හම්බන්තොට පාර අම්බලන්තොට. දුරකථන - 047-2225462 / 047-2225464 ෆැක්ස් - 047-2225463</p>	<p><b>அம்பலாந்தோட்டை கிளை</b> 52, ஹம்பாந்தோட்டை வீதி, அம்பலாந்தோட்டை தொ.பே. 047-2225462 / 047-2225464 தொனகல்: 047-2225463</p>
<p><b>RATNAPURA BRANCH</b> First Floor, No.131, Colombo Road Ratnapura. Tel: 045-2232388, 99 Fax : 045-2232388</p>	<p><b>රත්නපුර ශාඛාව</b> පළමුවන මහල, 131, කොළඹ පාර, රත්නපුර දුරකථන : 045-2232388, 99 ෆැක්ස් : 045-2232388</p>	<p><b>இரத்தினபுரி கிளை</b> முதலாம் மாடி, இல. 131, கொழும்பு வீதி, இரத்தினபுரி. தொலைபேசி:045 2232388, 99 பெக்ஸ்:045 2232388</p>
<p><b>KANDY BRANCH</b> "Ceybank House", 88 Dalada Veediya, Kandy. Tel: 081-4474407, 09 Fax: 081-4474475</p>	<p><b>මහනුවර ශාඛාව</b> සී වෑනක හවුස්, 88, දළදා විදිය, මහනුවර දුරකථන : 081 = 4474407, 09 ෆැක්ස් : 081 = 4474475</p>	<p><b>கண்டி கிளை</b> சீபாங்க இல்லம், 88, தலதா வீதி, கண்டி. தொ. 081-4474407. 09 பெக்ஸ்: 081-4474475.</p>
<p><b>MATARA BRANCH</b> 1st Floor, E.H. Cooray Tower, No.24, Anagarika Dharmapala Mawatha, Matara. Tel: 041-2220094, 95 Fax: 041-4390546</p>	<p><b>මාතර ශාඛාව</b> 01 වන මහල, ඊ එච් කූරේ කුමාර නො. 24, අනාරික ධර්මපාල මාවත, මාතර. දුරකථන : 041- 2220094, 95 ෆැක්ස් : 041 - 4390546</p>	<p><b>மாத்தறைக் கிளை</b> 1 ஆம் மாடி, நா.ரீ குரே கோபுரம், இல. 24, அனகாரிக தர்மபால மாவத்தை, மாத்தறை. தொலைபேசி: 041-2220094, 95 தொலைநகல்: 041-4390546</p>
<p><b>PANADURA BRANCH</b> No: 51 1/1, First Floor, Horana Road, Panadura. Tel: +94 38 229 3773</p>	<p><b>පානදුර ශාඛාව</b> 51 1/1 පළමු මහල හොරණ පාරේ පානදුර. දුරකථන : +94 38 229 3773</p>	<p><b>பாணதூறு கிளை</b> இல. 51 1/1, முதலாம் மாடி, ஹொரண வீதி, பாணதூறு. தொலைபேசி: +94 38 229 3773</p>
<p><b>BATTICALOA BRANCH</b> No.88, Bar Road, Batticaloa. Tel: +94 65 205 0824/5</p>	<p><b>මඩකලපුව ශාඛාව</b> අංක 88 බාර් පාර මඩකලපුව දුරකථන : +94 65 205 0824/5</p>	<p><b>மட்டக்களப்பு கிளை</b> இல. 88, பார் வீதி, மட்டக்களப்பு தொலைபேசி: +94 65 205 0824/5</p>
<p><b>HEAD OFFICE :</b> Colombo Stock Exchange Level 04, WTC, Echelon Square, Colombo 01,</p>	<p><b>ප්‍රධාන කාර්යාලය</b> කොළඹ කොටස් වෙළෙඳපොළ 04-01 වට්ටර් කොටස් ලෝක වෙළෙඳ මධ්‍යස්ථානය එවිලින් චතුර්භූක කොළඹ 01</p>	<p><b>கொழும்பு பங்குபரிவர்த்தனை</b> 04 ஆம் மாடி, மேற்கு தொகுதி, உலக வர்த்தக மையம், எச்.சீ.லன் சதுக்கம், கொழும்பு 01.</p>