



First Capital  
A Janashakti Group Company

# DAILY FIXED INCOME & UNIT TRUST



November 4, 2024

## "Secondary market on a standstill"

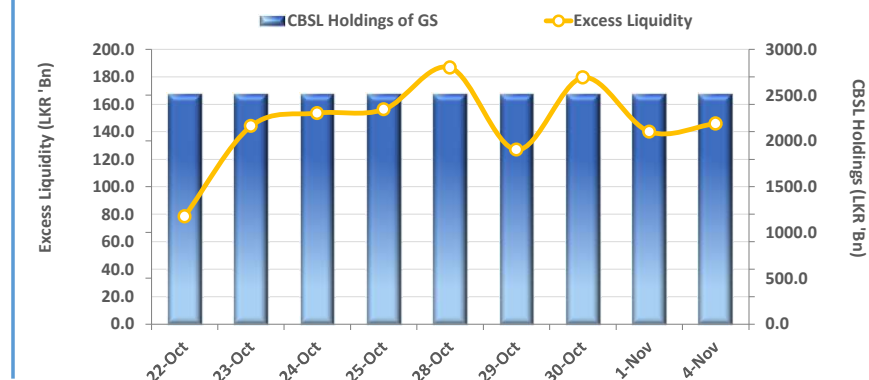
The secondary market witnessed a dreary session during the day as the market experienced a standstill on the back of very thin volumes. The broader market adopted a stagnant approach longing for further clarity on the market sentiment. Towards the mid end of the curve 01.05.27 tenor traded at 11.50%. AWPR decreased by 12bps recording at 9.05% for the week ending 01st Nov 2024, whilst AWDR stood at 7.61% for Oct 2024. On the external side, the LKR appreciated against the USD recording at LKR 292.98 compared to LKR 293.41 recorded during the previous session. Furthermore, LKR also appreciated against EUR and CNY despite the depreciation against GBP, AUD and JPY. Overnight liquidity was recorded at LKR 140.05Bn increasing from LKR 140.05 recorded during the previous session. Moreover CBSL holdings remained stagnant at LKR 2,515.6Bn.

### UNIT TRUSTS

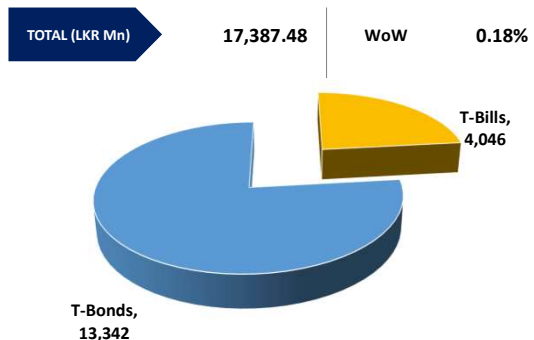
03-Nov-24

First Capital Unit Trust Funds			Sell Price	Buy Price	Avg. Yield
			LKR	LKR	
First Capital Money Market Fund	FCMMF		3,233.31	3,233.31	9.75%
First Capital Gilt Edge Fund	FCGEF		2,439.48	2,439.48	8.11%
First Capital Wealth Fund	FCWF		1,949.48	1,949.43	24.46%
First Capital Equity Fund	FCEF		2,765.29	2,723.81	21.07%
First Capital Money Plus Fund	FCMPF		1,045.46	1,045.46	8.84%


### EXCESS LIQUIDITY AND CBSL HOLDINGS



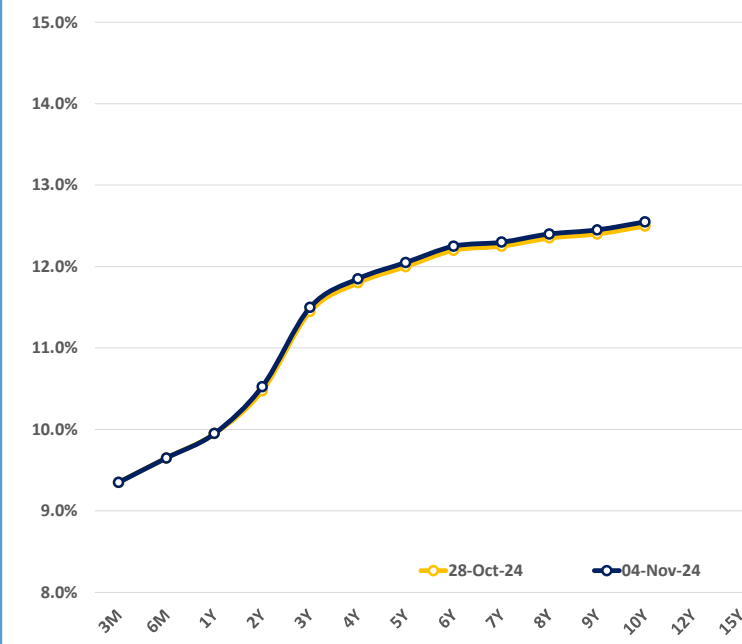
### OUTSTANDING STOCK [GSEC]



### FOREIGN HOLDING (LKR MN)

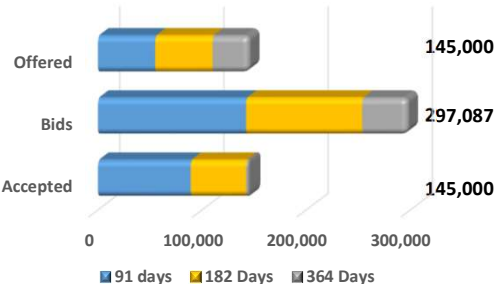


### BILLS AND BONDS YIELDS



Tenure	Bid	Offer	Today	Last Week	Change (bps)	
< 91 Days	< 3M	9.40%	9.30%	9.35%	9.35%	0
< 182 Days	< 6M	9.70%	9.60%	9.65%	9.65%	0
< 364 Days	< 1Y	10.00%	9.90%	9.95%	9.95%	0
01-Aug-26	< 2Y	10.55%	10.50%	10.53%	10.48%	+5
15-Sep-27	< 3Y	11.55%	11.45%	11.50%	11.45%	+5
01-Jul-28	< 4Y	11.90%	11.80%	11.85%	11.80%	+5
15-Sep-29	< 5Y	12.10%	12.00%	12.05%	12.00%	+5
15-May-30	< 6Y	12.30%	12.20%	12.25%	12.20%	+5
01-Dec-31	< 7Y	12.35%	12.25%	12.30%	12.25%	+5
01-Oct-32	< 8Y	12.45%	12.35%	12.40%	12.35%	+5
01-Jun-33	< 9Y	12.50%	12.40%	12.45%	12.40%	+5
01-Jan-34	< 10Y	12.65%	12.45%	12.55%	12.50%	+5
15-Mar-35	< 12Y	N/A	N/A	N/A	N/A	N/A
15-Aug-39	< 15Y	N/A	N/A	N/A	N/A	N/A
01-Jan-41	< 20Y	N/A	N/A	N/A	N/A	N/A

### T-BILL AUCTION (LKR MN)



### Auction Date: 29-Oct-24

Settlement Date: 1-Nov-24

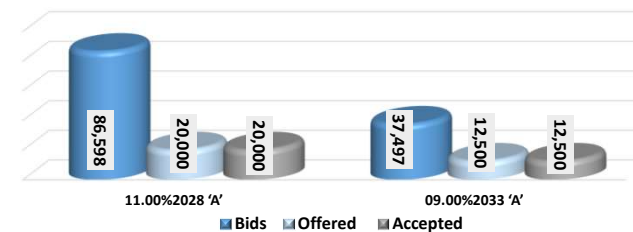
91 days	9.35%	▲	+3 bps
184 days	9.68%	▲	+3 bps
364 days	9.95%	◀▶	0 bps

### T-BOND AUCTION (LKR MN)

Auction Date: 28-Oct-24

W.Avg: 11.84% (Previous)

W.Avg: 12.36% (Current)



### MATURITY TABLE (LKR MN)

Week ending: 8-Nov-24

